

TABLE OF CONTENTS

**ORIGINAL**

1.	General.....	1	
1.1	Switched Access Service Arrangements and Manner of Provision.....	2	
1.2	Rate Categories .....	5	
1.3	Facilities Protection – Special Facilities Routing .....	20	
1.4	Acceptance Testing .....	21	
1.5	Ordering Options and Conditions .....	21	
2.	Provision and Description of Switched Access Service .....	22	
2.1	Feature Group A (FGA).....	23	
2.2	Feature Group B (FGB) .....	30	
2.3	Feature Group C (FGC) .....	32	
2.4	Feature Group D (FGD).....	36	
2.5	800 Data Base Access Service .....	41	
2.6	900 Access Service .....	45	
3.	Common Switching and Transport Termination Optional Features.....	48	
3.1	Common Switching Optional Features.....	48	
3.2	Transport Termination Optional Features.....	60	
4.	Transmission Specifications .....	62	
5.	Obligations of the Company .....	63	
5.1	Network Management.....	63	
5.2	Design and Traffic Routing of Switched Access Service .....	64	
5.3	Provision of Service Performance Data .....	65	
5.4	Trunk Group Measurement Reports .....	65	
5.5	Determination of Number of Transmission Paths .....	65	
5.6	Determination of Number of End Office Transport Terminations .....	66	
5.7	Design Blocking Probability.....	66	
6.	Obligations of the Customer .....	70	
6.1	Report Requirements .....	70	
6.2	Supervisory Signaling.....	72	
6.3	Trunk Group Measurement Reports .....	72	
6.4	Design of Switched Access Services .....	72	
6.5	Identification and Rating of toll VoIP-PSTN Traffic .....	72.1	(N)

TABLE OF CONTENTS


ORIGINAL

7.	Rate Regulations	73
7.1	Description and Application of Rates and Charges	73
7.2	Minimum Periods	87
7.3	Minimum Monthly Charge	87
7.4	Change of Switched Access Service Type	88
7.5	Moves	89
7.6	Measuring Access Minutes	91
7.7	Application of Rates for Extension Service	98
7.8	Message Unit Credit	98
7.9	Local Information Delivery Service	98
7.10	Mileage Measurement	99
7.11	Shared Use	103
7.12	Terminating FX/ONAL	103
8.	Rates and Charges	104
8.1	Switched Transport	104
8.2	Local Switching	112
8.3	Message Unit Credit	118
8.4	Interconnection Charge	118
9.	Carrier Common Line Access Service	119
9.1	General Description	119
9.2	Limitations	119
9.2.1	Exclusions	119
9.2.2	Access Groups	119
9.2.3	WATS Access Lines	119
9.3	Undertaking of the Company	120
9.3.1	Provision of Service	120
9.3.2	Interstate and Intrastate Use	120
9.4	Obligations of the Customer	120
9.4.1	Switched Access Service Requirement	120
9.4.2	Supervision	120
9.5	Determination of Usage Subject to Carrier Common Line Access Rates	121
9.5.1	Determination of Jurisdiction	121
9.5.2	Cases Involving Usage Recording by the Customer	121
9.5.3	Local Exchange Access and Enhanced Service Exemption	121
9.5.4	Switched Access Service Provided in Conjunction with a Cellular Carrier (CEC) or Radio Common Carrier (RCC)	122
9.5.5	Common Channel Signaling Access Capability Exemption	122

ISSUED:

Effective: 3/16/97

BY: ACCIPITER COMMUNICATIONS, INC.



ORIGINAL

TABLE OF CONTENTS

9.	Carrier Common Line Access Service (Cont'd)	
9.6	Resold MTS and/or MTS-Type Services .....	122
9.6.1	Scope .....	122
9.6.2	Customer Obligations Concerning the Resale of MTS and/or MTS-Type Services .....	123
9.6.3	Resale Documentation Provided by the Customer .....	123
9.6.4	Rate Terms and Conditions Concerning the Resale of MTS and/or MTS-Type Services .....	124
9.7	Rate Terms and Conditions	
9.7.1	Billing of Rates .....	128
9.7.2	Measuring and Recording of a Call Detail .....	128
9.7.3	Unmeasured Feature Group A Usage .....	129
9.7.4	Percent Interstate Use (PIU) .....	129
9.7.5	Determination of Rates .....	129
9.8	Rates .....	130
10.	Billing and Collection Service .....	131
10.1	Description of Billing and Collection Services .....	131
10.1.1	Recording Service .....	131
10.1.2	Assembling and Editing Service .....	131
10.1.3	Rating Service .....	131
10.1.4	Bill Processing Service .....	131
10.1.5	Provision of Sample Message Data Service .....	132
10.2	Description of Additional Related Services .....	132
10.2.1	Program Development .....	132
10.3	Undertaking the Telephone Company .....	132
10.3.1	Recording Service .....	132
10.3.2	Rating Service .....	133
10.3.3	Bill Processing Service .....	135
10.4	Liability of the Telephone Company .....	136
10.4.1	Recording Service .....	136
10.4.2	Rating Service and Bill Processing Service .....	137
10.5	Obligations of the Customer .....	137
10.5.1	Recording Service .....	137
10.5.2	Rating Service and Bill Processing Service .....	137
10.6	Payment Arrangements and Audit Provisions .....	138
10.6.1	Audit Provision .....	138
10.6.2	Minimum Service Period .....	139
10.6.3	Cancellation of an Order for Service .....	139
10.6.4	Changes to Special Orders .....	139
10.7	Rate Regulations .....	139

ISSUED: May 23, 1997

BY: ACCIPITER COMMUNICATIONS, INC.

APPROVED FOR FILING  
DECISION #: 60289


Effective: 7/2/97

SWITCHED ACCESS SERVICE

1. General

Switched Access Service which is available to customers for their use in furnishing their services to end users, provides a two-point electrical communications path between a customer's premises and an end user's premises. It provides for the use of common terminating, switching, and trunking facilities and common subscriber plant of the Company. Switched Access Service provides for the ability to originate calls from an end user's premises to a customer's premises, and to terminate calls from a customer's premises to an end user's premises in the LATA where it is provided. Specific references to material describing the elements of the Switched Access Service are provided in 1.1 and 1.2 following.

Rates and charges for Switched Access Service are set forth in 8 and 9.8 following. The application of rates for Switched Access Service is described in 7 following. Rates and charges for services other than Switched Access Service, e.g., a customer's interLATA toll message service, may also be applicable when Switched Access Service is used in conjunction with these other services. Descriptions of such applicability are provided in 2.1, A.6.; 2.1, B.4.; 2.2, A.5; 2.2, B.3; 2.3, A.4; 2.4, A.3; and 7.9 following. Finally, a credit is applied against line side Switched Access Service charges as described in 7.8 following



ISSUED:

Effective: 3/16/97

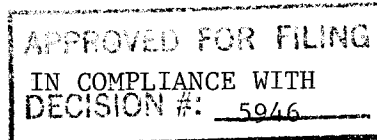
BY: ACCIPITER COMMUNICATIONS, INC.

SWITCHED ACCESS SERVICE

1. General (Cont'd)

1.1 Switched Access Service Arrangements and Manner of Provision

Switched Access Services are differentiated by their technical characteristics, e.g., lineside vs. trunkside connection at the Company entry switch, and the manner in which an end user accesses them in originating calling, e.g. with or without an access code.



ISSUED:

Effective: 9/11/96

BY: ACCIPITER COMMUNICATIONS, INC.

SWITCHED ACCESS SERVICE

1. General (Cont'd)

1.1 Switched Access Service Arrangements and Manner of Provision (Cont'd)

A. Manner of Provision

1. FGA Access is furnished on a per line basis. FGB, FGC and FGD Access are furnished in either quantities of trunks or in busy hour minutes of capacity (BHMCs), at the customer's option, as set forth National Exchange Carriers (NECA) Tariff No. 5, Section 5.
2. BHMCs and trunks are differentiated by type and directionality of traffic carried over a Switched Access Service arrangement. Differentiation among traffic types is necessary for the Company to design Switched Access Service properly to meet the traffic carrying capacity requirement of the customer.
3. There are five major traffic types. These are: Originating, Terminating, *SWITCHNET 56*, CCC Originating and CCC Terminating.
  - Originating traffic type represents access capacity within a LATA for carrying traffic from the end user to the customer.
  - Terminating traffic type represents access capacity within a LATA for carrying traffic from the customer to the end user.
  - *SWITCHNET 56* traffic type represents access capacity in a LATA for carrying digital traffic at speeds of up to 56 kbps between the customer and the end user.

APPROVED FOR FILING  
IN COMPLIANCE WITH  
DECISION #: 59346

ISSUED:

Effective: 9/4/96

BY: ACCIPITER COMMUNICATIONS, INC.

SWITCHED ACCESS SERVICE

1. General (Cont'd)

1.1 Switched Access Service Arrangements and Manner of Provision (Cont'd)

A. Manner of Provision (Cont'd)

3. (Cont'd)

- CCC Originating traffic type represents access capacity within a LATA for carrying circuit switched data and/or circuit switched voice traffic on FGD Service equipped with Clear Channel Capability from the end user to the customer.
- CCC Terminating traffic type represents access capacity within a LATA for carrying circuit switched data and/or circuit switched voice traffic on FGD Service equipped with Clear Channel Capability from the customer to the end user.

When ordering capacity for FGB, FGC or FGD Access, the customer must, at a minimum, specify such access capacity in terms of Originating and/or Terminating traffic type, CCC Originating traffic type, CCC Terminating traffic type or SWITCHNET 56 traffic type. (SWITCHNET 56 Service is available with FGD only.) Additionally, when ordering capacity for 800 DB Access Service and/or 900 Access Service, the customer must specify 800 and/or 900 traffic type.

4. Because some customers will wish to segregate their originating FGC, FGD, 800 DB Access Service or 900 Access Service traffic further into separate trunk groups, the Originating traffic type and CCC Originating traffic type are further categorized into Domestic, 800, 900 and Operator. Domestic traffic type represents access capacity for carrying only domestic traffic other than 800, 900 and Operator traffic; and, 800, 900 and Operator traffic type represents access capacity for carrying, respectively, only 800, 900 or Operator traffic. When such customer wishes to segregate their traffic as described above, the customer must specify Domestic, 800, 900 or Operator traffic type.

APPROVED FOR FILING  
IN COMPLIANCE WITH  
DECISION #: 59346

ISSUED:

Effective: 9/11/96

BY: ACCIPITER COMMUNICATIONS, INC.

SWITCHED ACCESS SERVICE

1. General (Cont'd)


1.2 Rate Categories

There are three rate categories which apply to Switched Access Service:

- Local Transport (described in 1.2, A. following)
- Local Switching (described in 1.2, B. following)
- Common Line (described in 9 following)

In addition to the three rate categories, there are rate elements applicable to certain Switched Access Services:

- 800 DB Access Service Charges are applicable to 800 DB Access Service provided in conjunction with trunk-side Switched Access Service. The description and application of these charges are set forth in 7.1 following.
- 900 Access Service Charges, applicable to 900 Access Service provided in conjunction with Feature Groups C, D and 900 Access Service. The description and application of these charges are set forth in 7.1 following.



ISSUED:

Effective: 3/16/97

BY: ACCIPITER COMMUNICATIONS, INC.

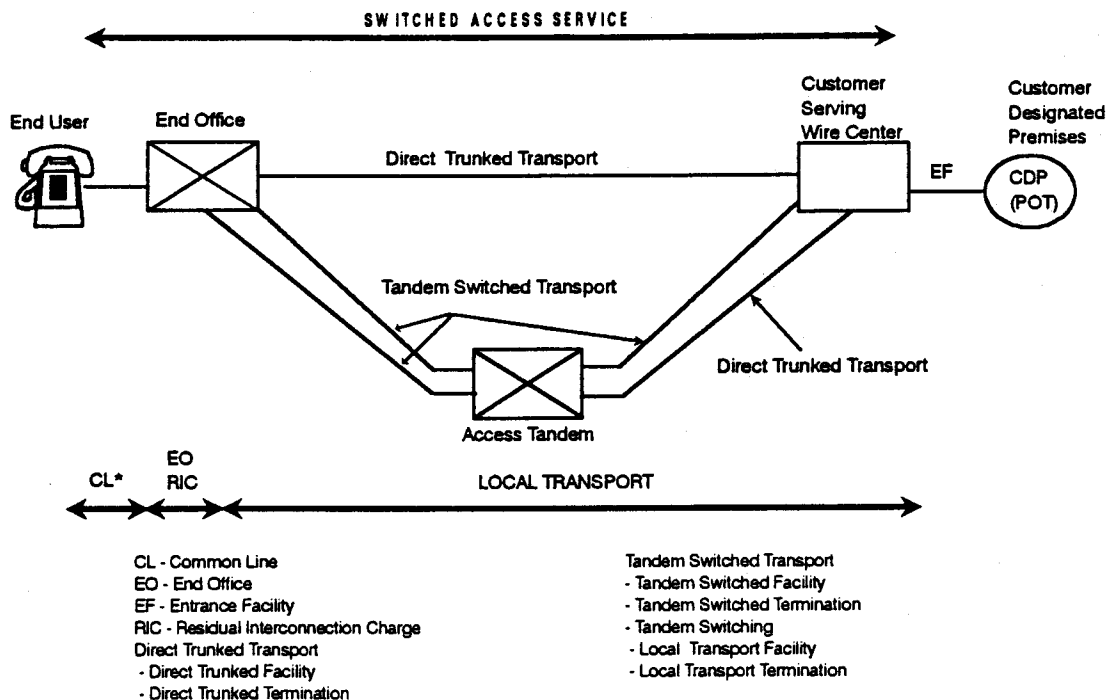


SWITCHED ACCESS SERVICE

1. General (Cont'd)

1.2 Rate Categories (Cont'd)

The following diagram depicts a generic view of the components of Switched Access Service and the manner in which the components are combined to provide a complete Access Service.



APPROVED FOR FILING  
IN COMPLIANCE WITH  
DECISION #: 59346

ISSUED:

Effective: 9/11/96

BY: ACCIPITER COMMUNICATIONS, INC.

SWITCHED ACCESS SERVICE

1. General (Cont'd)

1.2 Rate Categories (Cont'd)

A. Local Transport

The Local Transport rate category provides the transmission facilities between the customer's premises and the end office switch(es) where the customer's traffic is switched to originate or terminate the customer's communications. For purposes of determining Local Transport mileage, distance will be measured from the wire center that normally serves the customer's premises to the end office switch(es). Exceptions to the mileage measurement rules are set forth in 7.10 following.

Local Transport is a two-way voice frequency transmission path composed of facilities determined by the Company. The two-way voice frequency transmission path permits the transport of calls in the originating direction (from the end user's end office switch to the customer's premises) and in the terminating direction (from the customer's premises to the end office switch), but not simultaneously. The voice frequency transmission path may comprise any form or configuration of plant capable of and typically used in the telecommunications industry for the transmission of voice and associated telephone signals within the frequency bandwidth of approximately 300 to 3000 Hz.

The Company will work cooperatively with the customer in determining (1) whether the service is to be directly routed to an end office switch or through an access tandem switch, and (2) the directionality of the service.

Local Transport is provided at the rates and charges set forth in 8 following. The application of these rates with respect to the different types of service is as set forth in 7. 1, C following.

APPROVED FOR FILING  
IN COMPLIANCE WITH  
DECISION #: 59346

ISSUED:

Effective: 9/11/96

BY: ACCIPITER COMMUNICATIONS, INC.

SWITCHED ACCESS SERVICE

1. General (Cont'd)

1.2 Rate Categories (Cont'd)

A. Local Transport (Cont'd)

1. Interface Groups

Nine Interface Groups are provided for terminating the Local Transport at the customer's premises. Each Interface Group provides a specified premises interface (e.g., two-wire, four-wire, DS1, etc.). Where transmission facilities permit, the individual transmission path between the customer's premises and the first point of switching may at the option of the customer be provided with optional features as set forth in 1.2, A.2 following.

As a result of the customer's access order and the type of Company transport facilities serving the customer's premises, the need for signaling conversions or two-wire to four-wire conversions, or the need to terminate digital or high frequency facilities in channel bank equipment may require that Company equipment be placed at the customer's premises. For example, if a voice frequency interface is ordered by the customer and the Company facilities serving the customer's premises are digital, then Company channel bank equipment must be placed at the customer's premises in order to provide the voice frequency interface ordered by the customer.

Interface Group 1 is provided with Type C Transmission Specifications, and Interface Groups 2 through 9 are provided with Type A or B Transmission Specifications, depending on the type of service and whether the Access Service is routed directly or through an access tandem. All Interface Groups are provided with Data Transmission Parameters.

When *SWITCHNET 56* Service is ordered in conjunction with FGD, it requires the use of a separate trunk group equipped with Interface Group 6 or 9. This service allows a customer to establish a connection between the customer's premises and a suitably equipped end user's premises over facilities capable of transmitting digital data up to 56 kbps.

APPROVED FOR FILING  
IN COMPLIANCE WITH  
DECISION #: 59346

ISSUED:

Effective: 9/11/96

BY: ACCIPITER COMMUNICATIONS, INC.

SWITCHED ACCESS SERVICE

1. General (Cont'd)

1.2 Rate Categories (Cont'd)

A. Local Transport (Cont'd)

1. Interface Groups (Cont'd)

Only certain premises interfaces are available at the customer's premises. The premises interfaces associated with the Interface Groups may vary among different types of service. The various premises interfaces which are available with the Interface Groups, and the type of service with which they may be used, are set forth in the Technical Reference PUB TR-NWT-000334 and associated addenda.

When Interface Groups 1 through 9 are associated with FGD Service with SS7 Out of Band Signaling, no signaling will be done via the message channel.

a. Interface Group 1 (USOC TPP1X)

Interface Group 1, except as set forth following, provides two-wire voice frequency transmission at the POT at the customer's premises. The interface is capable of transmission of voice and associated telephone signals within the frequency bandwidth of approximately 300 to 3000 Hz.

Interface Group 1 is not provided in association with FGB, FGC and FGD when the first point of switching is an access tandem. In addition, Interface Group 1 is not provided in association with FGB, FGC or FGD when the first point of switching provides only four-wire terminations.

The transmission path between the POT at the customer's premises and the first point of switching may be comprised of any form or configuration of plant capable of and typically used in the telecommunications industry for the transmission of voice and associated telephone signals within the frequency bandwidth of 300 to 3000 Hz.

The signaling configurations allowed with this Interface Group are delineated in Technical Reference PUB TR-NWT-000334 and associated addenda.

APPROVED FOR FILING  
IN COMPLIANCE WITH  
DECISION #: 59346

ISSUED:

Effective: 9/11/86

BY: ACCIPITER COMMUNICATIONS, INC.

SWITCHED ACCESS SERVICE

ORIGINAL

1. General (Cont'd)

1.2 Rate Categories (Cont'd)

A. Local Transport (Cont'd)

1. Interface Groups (Cont'd)

b. Interface Group 2 (USOC TPP2X)

Interface Group 2 provides four-wire voice frequency transmission at the POT at the customer's premises. The interface is capable of transmission of voice and associated telephone signals within the frequency bandwidth of approximately 300 to 3000 Hz.

The transmission path between the POT at the customer's premises and the first point of switching may be comprised of any form or configuration of plant capable of and typically used in the telecommunications industry for the transmission of voice and associated telephone signals within the frequency bandwidth of approximately 300 to 3000 Hz.

The signaling configurations allowed with this Interface Group are delineated in Technical Reference PUB IR-NWT-000334 and associated addenda.

c. Interface Group 3 (USOC TPP3X)

Interface Group 3 provides group level analog transmission at the POT at the customer's premises. The interface is capable of transmitting electrical signals between the frequencies of 60 to 108 kHz, with the capability to channelize up to 12 voice frequency transmission paths. Certain frequencies within the bandwidth of the Interface Group are reserved for Company use, e.g., pilot and carrier group alarm tones. Before the first point of switching, the Company will provide multiplex equipment to derive 12 transmission paths of frequency bandwidth of approximately 300 to 3000 Hz.

The signaling configurations allowed with this Interface Group are delineated in Technical Reference PUB TR-NWT-000334 and associated addenda.

Interface Group 3 is limited to existing facilities.

ISSUED:

Effective: 9/11/96

BY: ACCIPITER COMMUNICATIONS, INC.

SWITCHED ACCESS SERVICE

1. General (Cont'd)

1.2 Rate Categories (Cont'd)

(A) Local Transport (Cont'd)

1. Interface Groups (Cont'd)

d. Interface Group 4 (USOC TPP4X)

Interface Group 4 provides supergroup level analog transmission at the POT at the customer's premises. The interface is capable of transmitting electrical signals between the frequencies of 312 to 552 kHz, with the capability to channelize up to 60 voice frequency transmission paths. Certain frequencies within the bandwidth of the Interface Group are reserved for Company use, e.g., pilot and carrier group alarm tones. Before the first point of switching, the Company will provide multiplex and channel bank equipment to derive 60 transmission paths of frequency bandwidth of approximately 300 to 3000 Hz.

The signaling configurations allowed with this Interface Group are delineated in Technical Reference PUB TR-NWT-000334 and associated addenda.

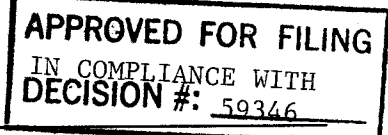
Interface Group 4 is limited to existing facilities.

e. Interface Group 5 (USOC TPP5X)

Interface Group 5 provides master group level analog transmission at the POT at the customer's premises. The interface is capable of transmitting electrical signals between the frequencies of 564 to 3084 kHz, with the capability to channelize up to 600 voice frequency transmission paths. Certain frequencies within the bandwidth of the Interface Group are reserved for Company use, e.g., pilot and carrier alarm tones. Before the first point of switching, the Company will provide multiplex and channel bank equipment to derive 600 transmission paths of frequency bandwidth of approximately 300 to 3000 Hz.

The signaling configurations allowed with this Interface Group are delineated in Technical Reference PUB TR-NWT-000334 and associated addenda.

Interface Group 5 is limited to existing facilities.



ISSUED:

Effective: 9/14/96

BY: ACCIPITER COMMUNICATIONS, INC.

SWITCHED ACCESS SERVICE

1. General (Cont'd)

1.2 Rate Categories (Cont'd)

A. Local Transport (Cont'd)

1. Interface Groups (Cont'd)

f. Interface Group 6 (USOC TPP6X)

Interface Group 6 provides DS1 level digital transmission at the POT at the customer's premises. The interface is capable of transmitting electrical signals at a nominal 1.544 Mbps, with the capability to channelize up to 24 voice frequency transmission paths. Before the first point of switching, when analog switching utilizing analog terminations is provided, the Company will provide multiplex and channel bank equipment to derive 24 transmission paths of a frequency bandwidth of approximately 300 to 3000 Hz. When digital switching or analog switching with digital carrier terminations is provided, the Company will provide, at the first point of switching, a DS1 signal in D3/D4 format.

The interface may be provided with individual transmission path bit stream supervisory signaling or SS7 Out of Band Signaling.

The interface may be provided with individual transmission path Single Frequency (SF) supervisory signaling.

The interface may be provided with Clear Channel Capability.

g. Interface Group 7 (USOC TPP7X)

Interface Group 7 provides DS1C level digital transmission at the POT at the customer's premises. The interface is capable of transmitting electrical signals at a nominal 3.152 Mbps, with the capability to channelize up to 48 voice frequency transmission paths. Before the first point of switching, when analog switching utilizing analog terminations is provided, the Company will provide multiplex and channel bank equipment to derive up to 48 voice frequency transmission paths of a frequency bandwidth of approximately 300 to 3000 Hz. When digital switching or analog switching with digital carrier terminations is provided, the Company will provide, at the first point of switching, a DS1 signal in D3/D4 format.

The signaling configurations allowed with this Interface Group are delineated in Technical Reference PUB TR-NWT-000334 and associated addenda.

Interface Group 7 is limited to existing facilities.

APPROVED FOR FILING  
IN COMPLIANCE WITH  
DECISION #: 59346

ISSUED:

Effective: 9/11/96

BY: ACCIPITER COMMUNICATIONS, INC.

SWITCHED ACCESS SERVICE

1. General (Cont'd)

1.2 Rate Categories (Cont'd)

A. Local Transport (Cont'd)

1. Interface Groups (Cont'd)

h. Interface Group 8 (USOC TPP8X)

Interface Group 8 provides DS2 level digital transmission at the POT at the customer's premises. The interface is capable of transmitting electrical signals at a nominal 6.312 Mbps, with the capability to channelize up to 96 voice frequency transmission paths. Before the first point of switching, when analog switching utilizing analog terminations is provided, the Company will provide multiplex and channel bank equipment in its office to derive up to 96 voice frequency transmission paths of a frequency bandwidth of approximately 300 to 3000 Hz. When digital switching or analog switching with digital carrier terminations is provided, the Company will provide, at the first point of switching, a DS1 signal in D3/D4 format.

The signaling configurations allowed with this Interface Group are delineated in Technical Reference PUB TR-NWT-000334 and associated addenda.

Interface Group 8 is limited to existing facilities.

i. Interface Group 9 (USOC TPP9X)

Interface Group 9 provides DS3 level digital transmission at the POT at the customer's premises. The interface is capable of transmitting electrical signals at a nominal 44.736 Mbps, with the capability to channelize up to 672 voice frequency transmission paths. Before the first point of switching, when analog switching utilizing analog terminations is provided, the Company will provide multiplex and channel bank equipment to derive up to 672 transmission paths of a frequency bandwidth of approximately 300 to 3000 Hz. When digital switching or analog switching with digital carrier terminations is provided, the Company will provide, at the first point of switching, a DS1 signal in D3/D4 format.

The signaling configurations allowed with this Interface Group are delineated in Technical Reference PUB TR-NWT-000334 and associated addenda.

ISSUED:

BY: ACCIPITER COMMUNICATIONS, INC.

APPROVED FOR FILING

IN COMPLIANCE WITH  
DECISION #: 59346

Effective: 9/11/96



SWITCHED ACCESS SERVICE

1. General (Cont'd)

1.2 Rate Categories (Cont'd)

A. Local Transport (Cont'd)

2. Optional Features

Where transmission facilities permit, the Company will, at the option of the customer, provide the following optional features in association with Local Transport.

a. Supervisory Signaling

Where the transmission parameters permit, and where signaling conversion is required by the customer to meet its signaling capability, the customer may order an optional supervisory signaling arrangement for each transmission path provided as follows:

- For Interface Groups 1 and 2

DX Signaling,  
E&M Type I Supervisory Signaling,  
E&M Type II Supervisory Signaling, or  
E&M Type III Supervisory Signaling

- For Interface Group 2

SF Supervisory Signaling, or  
Tandem Supervisory Signaling

- For Interface Groups 6 through 9

These Interface Groups may, at the option of the customer, be provided with individual transmission path SF supervisory signaling where such signaling is available in Company central offices. Generally such signaling is available only where the entry switch provides an analog, i.e., non digital, interface to the transport termination and a portion of the facility between the analog entry switch and the customer's premises is analog.

APPROVED FOR FILING  
IN COMPLIANCE WITH  
DECISION #: 59346

ISSUED:

Effective: 9/11/96

BY: ACCIPITER COMMUNICATIONS, INC.

SWITCHED ACCESS SERVICE

1. General (Cont'd)

1.2 Rate Categories (Cont'd)

A. Local Transport (Cont'd)

2. Optional Features (Cont'd)

b. Customer Specified Entry Switch Receive Level

This feature allows the customer to specify the receive transmission level at the first point of switching. The range of transmission levels which may be specified is described in Technical Reference PUB TR-NWT-000334. This feature is available with Interface Groups 2 through 9 for Feature Groups A and B.

c. Customer Specification of Local Transport Termination

This option allows the customer to specify, for Feature Group B routed directly to an end office or an access tandem, a four-wire termination of the Local Transport at the entry switch in lieu of a Company selected two-wire termination. This option is available only when the Feature Group B arrangement is provided with Type B Transmission Specifications.

d. Multiple POTs Tandem Sectorization (MPTS)

Multiple POTs Tandem Sectorization is an optional feature designed to meet the traffic routing requirements of customers whose Feature Group C and D originating Switched Access Services are routed through an access tandem to multiple customer points of termination (POTs).

MPTS is available in connection with originating Feature Group C and D Services. MPTS allows originating Feature Group C and D traffic to be directed via an access tandem to a specific POT designated by the customer. MPTS permits customers with multiple customer POTs within a tandem serving area to balance the call volume within their respective networks. MPTS may be used in conjunction with the Common Switching Optional Feature Service Class Routing (e.g., 800, 900, MTS or Operator), as specified in 3.1 following, with the exception of SWITCHNET 56.

APPROVED FOR FILING  
IN COMPLIANCE WITH  
DECISION #: 59346

ISSUED:

Effective: 9/11/96

BY: ACCIPITER COMMUNICATIONS, INC.

SWITCHED ACCESS SERVICE

1. General (Cont'd)

1.2 Rate Categories (Cont'd)

A. Local Transport (Cont'd)

2. Optional Features (Cont'd)

d. Multiple POTs Tandem Sectorization (MPTS) (Cont'd)

End offices subtending the tandem serving area will be divided into sectors, referred to as Feature Group C and D Tandem Sectors, which will be defined by the Company. Each Tandem Sector must be treated as a unit and cannot be subdivided. Tandem Sectors are standard for all customers who purchase MPTS. MPTS must be ordered to every sector of an access tandem. A customer with multiple customer premises POTs within the tandem serving area can designate to which POT the traffic from a specific Tandem Sector will be routed. For example, a customer with multiple customer POTs can request that all originating calls from a Tandem Sector be directed to a single POT. In addition, originating traffic from a different Tandem Sector could be routed to the same POT or a different POT as designated by the customer.

Tandem routed traffic can be delivered to a minimum number of two POTs and a maximum number of POTs that is less than or equal to the number of Tandem Sectors defined for a particular Tandem.

The Company shall not be required to route traffic from a Tandem Sector to more than one POT unless the customer has the optional feature, Service Class Routing as described in 3.1. L following, in addition to MPTS. Tandem routed traffic with Service Class Routing can be delivered by traffic type to a minimum number of one POT and a maximum number of POTs that is less than or equal to the number of Tandem Sectors defined for a particular tandem. A maximum number of four (4) trunk groups with mixed traffic types in accordance with the Service Class Routing specifications is allowed for each designated Tandem Sector. Each traffic type (e.g., 800, 900, MTS or Operator) within a Tandem Sector can be designated to the same POT or different POTs. A customer with multiple POTs must direct all originating calls from a Tandem Sector to a single POT by traffic type.

APPROVED FOR FILING  
IN COMPLIANCE WITH  
DECISION #: 59346

ISSUED:

BY: ACCIPITER COMMUNICATIONS, INC.

Effective: 9/11/96

SWITCHED ACCESS SERVICE

1. General (Cont'd)

1.2 Rate Categories (Cont'd)

A. Local Transport (Cont'd)

2. Optional Features (Cont'd)

d. Multiple POTs Tandem Sectorization (MPTS) (Cont'd)

MPTS in conjunction with Service Class Routing - A customer may designate one to four POTs per traffic type. For example, when MPTS is ordered for a specific tandem, it is possible to route all of a particular traffic type (e.g., 800, 900, MTS or Operator) to only one POT subtending that tandem, as long as other traffic type(s) comply to the stated MPTS guidelines of directing traffic to multiple POTs within a tandem serving area as referred to in 3.1. L following.

MPTS in conjunction with Alternate Traffic Routing - If a customer wants a direct trunk group from an end office to alternate route to a tandem routed trunk group subtending the same end office, the customer can designate the direct routed traffic sent to any POT, but the tandem routed trunk group must be routed to the customer designated POT that is specified for the Tandem Sector as referred to in 3.1, M.2 following.

APPROVED FOR FILING  
IN COMPLIANCE WITH  
DECISION #: 59346

ISSUED:

Effective: 9/11/96

BY: ACCIPITER COMMUNICATIONS, INC.

SWITCHED ACCESS SERVICE

1. General (Cont'd)

1.2 Rate Categories (Cont'd)

B. Local Switching

The Local Switching rate category provides the local end office switching, end user line termination and intercept functions necessary to complete the transmission of Switched Access communications to and from the end users served by the local end office. The Local Switching rate category includes the Local Switching rate element.

The Local Switching rate element is divided into two distinct categories, i.e., LS1 and LS2. The first category, LS1, provides local dial switching for Feature Groups A and B. The second category, LS2, provides local dial switching for Feature Groups C and D, and for Feature Groups A and B originating or terminating access minutes when the service is provided to customers who furnish MTS/WATS.

Rates for LS1 and LS2 are set forth in 8 following. The application of these rates with respect to the different types of service is as set forth in 7.1 following.

APPROVED FOR FILING  
IN COMPLIANCE WITH  
DECISION #: 59346

ISSUED:

Effective: 9/11/96

BY: ACCIPITER COMMUNICATIONS, INC.

SWITCHED ACCESS SERVICE

1. General (Cont'd)

1.2 Rate Categories (Cont'd)

(B) Local Switching (Cont'd)

1. Local End Office Switching Functions

a. Common Switching

Common Switching provides the local end office switching functions associated with the various access (i.e., Feature Group) switching arrangements. The Common Switching arrangements provided for the various types of service arrangements are described in 2 following.

Included as part of Common Switching are various optional features which the customer can order to meet its specific communications requirements. These optional features are described in 3.1 following.

b. Transport Termination

Transport Termination provides for the line or trunk side arrangements which terminate the Local Transport facilities. Included as part of Transport Termination are various optional termination arrangements. These optional terminating arrangements are described in 3.2 following.

The number of Transport Terminations provided will be determined by the Company as set forth in 5.6 following.

2. Line Termination Functions

Common Line Terminations and WATS Access Line Terminations are provided for end user lines terminating in local end offices.

The WATS Access Line Terminations are differentiated by line side vs trunk side terminations. In addition, there are various types of originating and terminating line side terminations depending on the type of signaling associated with the WATS Access Line. Line side terminations are available with either dial pulse or dual tone multifrequency address signaling.

APPROVED FOR FILING  
IN COMPLIANCE WITH  
DECISION #: 59346

ISSUED:

Effective: 9/11/96

BY: ACCIPITER COMMUNICATIONS, INC.

SWITCHED ACCESS SERVICE

1. General (Cont'd)

1.2 Rate Categories (Cont'd)

(B) Local Switching (Cont'd)

3. Intercept Function

The Intercept function provides for the termination of a call at a Company Intercept operator or recording. The operator or recording tells a caller why a call, as dialed, could not be completed, and if possible, provides the correct number.

The number of transmission paths will be determined as set forth in 5.5 following.

1.3 Facilities Protection - Special Facilities Routing

Any customer may request that the facilities used to provide Switched Access Service be specially routed. The regulations, rates and charges for Facilities Protection - Special Facilities Routing (i.e., Avoidance, Diversity, Cable-Only and Hot Standby Protection) are set forth in NECA Tariff F.C.C. No. 5 Sections 11 and 17.

APPROVED FOR FILING  
IN COMPLIANCE WITH  
DECISION #: 59346

ISSUED:

Effective: 9/11/96

BY: ACCIPITER COMMUNICATIONS, INC.

SWITCHED ACCESS SERVICE


1. General (Cont'd)

1.4 Acceptance Testing

At no additional charge, the Company will, at the customer's request, cooperatively test, at the time of installation, the following parameters: loss, C-notched noise, C-message noise, 3-tone slope, d.c. continuity and operational signaling. When the Local Transport is provided with Interface Groups 2 through 9, as available, and the Transport Termination is two-wire (i.e., there is a four-wire to two-wire conversion in Local Transport), balance parameters (equal level echo path loss) may also be tested. When the Local Transport is provided with Interface Group 6 or 9, the Company will, at the customer's request, mutually negotiate, at the time of installation, the use of the customer's 108 type test line capabilities to conduct digital testing on 56 kbps, 64 kbps and 64 kbps Clear Channel service.

1.5 Ordering Options and Conditions

Switched Access Service is ordered under the Access Order provisions set forth in NECA Tariff F.C.C. No 5, Section 5. Also, included in that section are other charges which may be associated with ordering Switched Access Service (e.g., Service Date Change Charges, Cancellation Charges, etc.).



ISSUED:

Effective: 9/11/96

BY: ACCIPITER COMMUNICATIONS, INC.



SWITCHED ACCESS SERVICE

2. Provision and Description of Switched Access Service

- A. Switched Access Service is provided in different serving arrangements. The provision of each type of Switched Access Service requires Local Transport facilities and the appropriate Local Switching functions.
- B. There are three specific transmission specifications (ie., Types A, B and C) that have been identified for the provision of Switched Access Service. The specifications provided are dependent on the Interface Group and the routing of the service, i.e., whether the service is routed directly to the end office or via an access tandem. The parameters for the transmission specifications are set forth in Technical Reference PUB TR-NWT-000334 and associated addenda.
- C. Feature Groups are arranged for either originating, terminating or two-way calling, based on the customer end office switching capacity ordered. Originating calling permits the delivery of calls from telephone exchange service locations to the customer's premises. Terminating calling permits the delivery of calls from the customer's premises to the telephone exchange service locations. Two-way Calling permits the delivery of calls in both directions, but not simultaneously. The Company will determine the type of calling to be provided unless the customer requests that a different type of directional calling is to be provided. In such cases, the Company will work cooperatively with the customer to determine the directionality.
- D. There are various optional features available with Switched Service. These additional features are provided as Local Transport, Common Switching, Transport Termination or Line Termination (i.e., WATS Access Line Termination).
- E. Following are detailed descriptions of each of the available Switched Access Services. Each service is described in terms of its specific physical characteristics and calling patterns, the transmission specifications with which it is provided, the optional feature available for use with it and the standard testing capabilities.
- F. The Common Switching, Transport Termination and Line Termination optional features, which are described in 3 following, unless specifically stated otherwise, are available at all Company end office switches.

APPROVED FOR FILING  
IN COMPLIANCE WITH  
DECISION #: 59346

ISSUED:

Effective: 9/11/90

BY: ACCIPITER COMMUNICATIONS, INC.

SWITCHED ACCESS SERVICE

2. Provision and Description of Switched Access Service (Cont'd)

2.1 Feature Group A (FGA)

A. Description

1. FGA Access provides lineside access to Company end office switches for the customer's use in originating communications from and terminating communications to an Interexchange Carrier's intrastate service or a customer-provided intrastate communications capability. The customer must specify the Interexchange Carrier to which the FGA Service is connected or, in the alternative, specify the means by which the FGA Access communication is transported within the state.
2. FGA is provided in connection with Company electronic and electromechanical end offices. At the option of the customer, FGA is provided on a single or multiple line group basis and is arranged for originating calling only, terminating calling only, or two-way calling.
3. FGA provides a lineside termination at the first point of switching. The Technical specifications for these terminations are provided in Technical Reference PUB TR-NWT-000334 and associated addenda.
4. The Company shall select the first point of switching, within the selected LATA, at which the line side termination is to be provided unless the customer requests a different first point of switching and Company facilities and measurement capabilities, where necessary, are available to accommodate such a request.
5. A seven digit local telephone number assigned by the Company is provided for access to FGA switching in the originating direction. The seven digit local telephone number will be associated with the selected end office switch and is of the form NXX-XXXX.
6. If the customer requests a specific seven digit telephone number that is not currently assigned, and the Company can, with reasonable effort, comply with that request, the requested number will be assigned to the customer.

APPROVED FOR FILING  
IN COMPLIANCE WITH  
DECISION #: 59346

ISSUED:

Effective: 9/11/96

BY: ACCIPITER COMMUNICATIONS, INC.

SWITCHED ACCESS SERVICE

2. Provision and Description of Switched Access Service (Cont'd)

2.1 Feature Group A (FGA) (Cont'd)

A. Description (Cont'd)

7. FX/ONAL FGA switching, when used in the terminating direction, may be used to access valid NXXs within the same local calling area in which the first point of switching is located. MTS/WATS-type FGA switching in the terminating direction may be used to access valid NXXs in the LATA. In addition, both FX/ONAL FGA and MTS/WATS-type FGA, when used in the terminating direction, may be used to access local operator service (0- and 0+), emergency reporting service (911 where available), exchange telephone repair (611 where available), community information services of an information service provider, and other customers' services (by dialing the appropriate digits). Charges for FGA terminating calls requiring operator assistance or calls to 611 or 911 will only apply where sufficient call details are available. Additional non-access charges will also be billed on a separate account for:
  - a. An operator surcharge for local operator assistance (0- and 0+) calls,
  - b. Calls to certain community information services in accordance with the Information Provider's applicable service rates when the Company performs the billing function for the Information Provider,
  - c. Calls from an FGA line to another customer's service in accordance with that customer's applicable service rates when the Company performs the billing function for that customer.
8. When a FGA switching arrangement for an individual customer (a single line or entire hunt group) is discontinued at an end office, an intercept announcement is provided. This arrangement provides, for a limited period of time, an announcement that the service associated with the number dialed has been disconnected.
9. FX/ONAL FGA Switching can be ordered by an end user when used in conjunction with a Foreign Exchange (FX) service or an Off Network Access Line (ONAL) service. FX/ONAL FGA charges will be billed to the end user. FX/ONAL FGA Switching is not permitted for use with the provisioning of MTS/WATS-type service.

APPROVED FOR FILING  
IN COMPLIANCE WITH  
DECISION #: 59346

ISSUED:

Effective: 9/11/96

BY: ACCIPITER COMMUNICATIONS, INC.

**SWITCHED ACCESS SERVICE**

**2. Provision and Description of Switched Access Service (Cont'd)**

**2.1 Feature Group A (FGA) (Cont'd)**

**B. Optional Features**

**1. Common Switching Optional Features**

- Hunt Group Arrangement
- Uniform Call Distribution Arrangement
- Nonhunting Number for Use with Hunt Group Arrangement or Uniform Call Distribution Arrangement
- Call Denial
- Service Code Denial
- Feature Group A InterLATA Toll Denial

**APPROVED FOR FILING**  
IN COMPLIANCE WITH  
**DECISION #:** 59346

ISSUED:

Effective: 9/11/96

BY: ACCIPITER COMMUNICATIONS, INC.

SWITCHED ACCESS SERVICE

2. Provision and Description of Switched Access Service (Cont'd)

2.1 Feature Group A (FGA) (Cont'd)

B. Optional Features (Cont'd)

2. Transport Termination Optional Features

- Two-way operation with dial pulse address signaling and loop start supervisory signaling
- Two-way operation with dial pulse address signaling and ground start supervisory signaling
- Two-way operation with dual tone multifrequency address signaling and loop start supervisory signaling
- Two-way operation with dual tone multifrequency address signaling and ground start supervisory signaling
- Terminating operation with dial pulse address signaling and loop start supervisory signaling
- Terminating operation with dial pulse address signaling and ground start supervisory signaling
- Terminating operation with dual tone multifrequency address signaling and loop start supervisory signaling
- Terminating operation with dual tone multifrequency address signaling and ground start supervisory signaling
- Originating operation with loop start supervisory signaling
- Originating operation with ground start supervisory signaling

3. Local Transport Optional Features

- Supervisory signaling (as set forth in 1.2, A.2.a preceding)
- Customer Specified Entry Switch Receive Level (as set forth in 1.2, A.2.b preceding)

APPROVED FOR FILING  
IN COMPLIANCE WITH  
DECISION #: 59346

ISSUED:

Effective: 9/11/96

BY: ACCIPITER COMMUNICATIONS, INC.

SWITCHED ACCESS SERVICE

2. Provision and Description of Switched Access Service (Cont'd)

2.1 Feature Group A (FGA) (Cont'd)

B. Optional Features (Cont'd)

4. Where technically feasible and operating conditions permit, certain other features which may be available in connection with Feature Group A are provided under the Exchange and Network Services Catalog. These are:

- Billed Number Screening
- Open Switch Interval Protection (OSIP)
- Message Delivery Service
- Message Waiting Indication
- Queuing on Uniform Call Distribution
- Delay Announcement on Uniform Call Distribution
- Abbreviated Access/Activation
- Answer Supervision - Line Side
- Call Forwarding - Busy Line
- Call Forwarding - Busy Line (Expanded)
- Call Forwarding - Busy Line (Programmable)
- Call Forwarding - Busy Line/Don't Answer
- Call Forwarding - Busy Line/Don't Answer (Expanded)
- Call Forwarding - Don't Answer
- Call Forwarding - Don't Answer (Expanded)
- Call Forwarding - Don't Answer (Programmable)
- Call Forwarding - Variable

APPROVED FOR FILING  
IN COMPLIANCE WITH  
DECISION #: 59346

ISSUED:

Effective: 9/11/96

BY: ACCIPITER COMMUNICATIONS, INC.

SWITCHED ACCESS SERVICE

2. Provision and Description of Switched Access Service (Cont'd)

2.1 Feature Group A (FGA) (Cont'd)

B. Optional Features (Cont'd)

- Call Rejection
- Call Trace
- Call Transfer
- Call Waiting
- Call Identification - Number
- Continuous Redial
- Custom Ringing
- Dial Call Waiting
- Directed Call Pickup
- Directed Call Pickup with Barge-in
- Distinctive Alert
- Hot Line
- Last Call Return
- Make Busy
- Priority Call
- Selective Call Forwarding
- Speed Calling (8 number)
- Speed Calling (30 number)
- Three-Way Calling
- Warm Line

APPROVED FOR FILING  
IN COMPLIANCE WITH  
DECISION #: 59346

ISSUED:

Effective: 9/11/96

BY: ACCIPITER COMMUNICATIONS, INC.

**SWITCHED ACCESS SERVICE**

**2. Provision and Description of Switched Access Service (Cont'd)**


**2.1 Feature Group A (FGA) (Cont'd)**

**C. Transmission Specifications**

FGA is provided with either Type B or Type C Transmission Specifications. The specifications for the associated parameters are guaranteed to the first point of switching. Type C Transmission Specifications are provided with Interface Group 1 and Type B is provided with Interface Groups 2 through 9. Type DB Data Transmission Parameters are provided with FGA to the first point of switching. For a further explanation of these parameters see Technical Reference PUB TR-NWT-000334 and associated addenda.

**D. Testing Capabilities**

FGA is provided, in the terminating-direction where equipment is available, with seven digit access to balance (100 type) test line and multiwatt (102 type) test line. In addition to the tests described in 1.4 preceding which are included with the installation of service, additional Cooperative Acceptance Testing and Nonscheduled Testing are available for FGA as set forth in NECA Tariff F.C.C. No 5., Section 11.3.4.



ISSUED:

Effective: 9/11/96

BY: ACCIPITER COMMUNICATIONS, INC.



SWITCHED ACCESS SERVICE

2. Provision and Description of Switched Access Service (Cont'd)

2.2 Feature Group B (FGB)

A. Description

1. FGB Access provides trunkside access to Company end office switches for the customer's use in originating communications from and terminating communications to an Interexchange Carrier's intrastate service or a customer-provided intrastate communications capability. The customer must specify the Interexchange Carrier to which the FGB service is connected, or in the alternative, specify the means by which the FGB access communications is transported within the state.
2. FGB, when directly routed to an end office (i.e., provided without the use of an access tandem switch), is provided at appropriately equipped Company electronic end office switches. When provided via Company designated electronic access tandem switches, FGB switching is provided at Company electronic and electro-mechanical end office switches.
3. FGB is provided as trunkside switching through the use of end office or access tandem switch trunk equipment. The Technical Specifications for these terminations are provided in Technical Reference PUB TR-NWT-000334 and associated addenda.
4. FGB switching is provided with multifrequency address signaling in both the originating and terminating directions. For address signaling format specifications see Technical Reference PUB TR-NWT-000334 and associated addenda.
5. The access code for non-800 DB Access Service FGB switching is a uniform access code. The form of the uniform access code is 950-XXXX or 1+950-XXXX for carriers. These uniform access codes will be the assigned access numbers of all non-800 DB Access Service FGB Switched Access Service provided to the customer by the Company. No access code is required for FGB switching used to provide 800 DB Access Service. The telephone number dialed by the customer's end users is of the form 1+800-NXX-XXXX.

APPROVED FOR FILING  
IN COMPLIANCE WITH  
DECISION #: 59346

ISSUED:

Effective: 9/14/96

BY: ACCIPITER COMMUNICATIONS, INC.

SWITCHED ACCESS SERVICE

2. Provision and Description of Switched Access Service (Cont'd)

2.2 Feature Group B (FGB) (Cont'd)

B. Optional Features

1. Common Switching Optional Features

- Automatic Number Identification (ANI)
- Up to 7 Digit Outpulsing of Access Digits to Customer
- Alternate Traffic Routing

2. Local Transport Optional Features

- Customer Specification of Local, Transport Termination (as set forth in 1.2, A.2.c preceding)
- Supervisory Signaling (as set forth in 1.2, A.2.a preceding)
- Customer Specified Entry Switch Receive Level (as set forth in 1.2, A.2.b preceding)

3. Another feature, Billed Number Screening, which may be available in connection with FGB, is provided under the Company's Exchange and Network Services Catalog.

FGB is provided with either Type B or Type C Transmission Specifications. The specifications for the associated parameters are guaranteed to the end office when routed directly or to the first point of switching when routed via an access tandem. Type C Transmission Specifications are provided with Interface Group 1 and Type B Data Transmission Parameters are provided with FGB to the first point of switching. For a further explanation of these parameters see Technical Reference PUB TR-NWT-00034 and associated addenda.

APPROVED FOR FILING  
IN COMPLIANCE WITH  
DECISION #: 59346

ISSUED:

Effective: 9/11/96

BY: ACCIPITER COMMUNICATIONS, INC.

**SWITCHED ACCESS SERVICE**

**2. Provision and Description of Switched Access Service (Cont'd)**

**2.2 Feature Group B (FGB) (Cont'd)**

**D. Testing Capabilities**

FGB is provided, in the terminating direction where equipment is available, with seven digit access to balance (100 type) test line, milliwatt (102 type) test line, nonsynchronous or synchronous test line, automatic transmission measuring (105 type) test line, data transmission (107 type) test line, loop around test line, short circuit test line and open circuit test line. In addition to the tests described in 1.4 preceding, which are included with the installation of service, additional Cooperative Acceptance Testing, Automatic Scheduled Testing, Cooperative Scheduled Testing, Manual Scheduled Testing and Nonscheduled Testing are available for FGB as set forth in NECA Tariff F.C.C. No. 5 Section 12.3.4.

**2.3 Feature Group C (FGC)**

**A. Description**

1. FGC Access, which is available only to providers of MTS and WATS, provides trunkside access to Company end office switches for the customer's use in originating and terminating communications.
2. FGC is provided at all Company end office switches on a direct trunk basis or via Company designated access tandem switches. FGC switching is provided to the customer (i.e., providers of MTS and WATS) at an end office switch unless Feature Group D end office switching is provided in the same office. When FGD switching is available, FGC switching will not be provided.
3. FGC is provided as trunkside switching through the use of end office or access tandem switch trunk equipment. The Technical Specifications for these terminations are provided in Technical Reference PUB TR-NWT-000334 and associated addenda.

APPROVED FOR FILING  
IN COMPLIANCE WITH  
DECISION #: 59346

ISSUED:

Effective: 9/11/96

BY: ACCIPITER COMMUNICATIONS, INC.


SWITCHED ACCESS SERVICE

2. Provision and Description of Switched Access Service (Cont'd)

2.3 Feature Group C (FGC) (Cont'd)

A. Description (Cont'd)

4. No access code is required for FGC switching. The telephone number dialed by the customer's end user shall be a seven digit number for calls in the North American Numbering Plan (NANP). The form of the numbers dialed by the customer's end user in their own NPA is NXX-XXXX, 0 or 1+ NXX-XXXX.
5. FGC switching, when used in the terminating direction, may be used to access valid NXXs in the LATA, community information services of an information provider, and other customers' services (by dialing the appropriate codes) when the services can be reached using valid NXX codes. When FGC is directly routed to an end office, only those valid NXX codes served by that office may be accessed. When FGC is routed through an access tandem, only those valid NXX codes served by offices subtending the access tandem may be accessed. Where measurement capabilities exist, the customer will also be billed additional non-access charges for calls to certain community information services, e.g., 976 Network Services in accordance with the Information Provider's applicable service rates when the Company performs the billing function for that Information Provider. Additionally, non-access charges will also be billed for calls from a FGC trunk to another customer's service in accordance with that customer's applicable service rates when the Company performs the billing function for that customer. Calls in the terminating direction will not be completed to 950-XXXX (or 1+950-XXXX) access codes, local operator assistance (0- and 0+), Directory Assistance (411 or 555-1212), service codes 611, 911 or 10XXX access codes. FGC may not be switched, in the terminating direction, to Switched Access Service Feature Groups B, C or D.
6. The Company will establish a trunk group or groups for the customer at end office switches or access tandem switches where FGC switching is provided. When required by technical limitations, a separate trunk group will be established for each type of FGC switching arrangement provided. Different types of FGC or other switching arrangements may be combined in a single trunk group at the option of the Company.



ISSUED:

Effective: 9/1/96

BY: ACCIPITER COMMUNICATIONS, INC.

SWITCHED ACCESS SERVICE

2. Provision and Description of Switched Access Service (Cont'd)

2.3 Feature Group C (FGC) (Cont'd)

B. Optional Features

1. Common Switching Optional Features

- Automatic Number Identification (ANI)
- Service Class Routing
- Dial Pulse Address Signaling
- Delay Dial Start-Pulsing Signaling
- Immediate Dial Pulse Address Signaling
- Alternate Traffic Routing
- Trunk Access Limitation
- WATS Access Service

2. Transport Termination Optional Features

Operator Trunks - i.e., Coin, Non-Coin, and Combined Coin and Non-Coin. (Non-Coin Trunks are provided at Company electronic and electromechanical end offices. Coin and Combined Coin and Non-Coin are provided only at Company electronic end offices and other Company end offices where equipment is available.)

3. Local Transport Optional Features

- Supervisory Signaling (as set forth in 1.2, A.2.a preceding)
- MPTS (as set forth in 1.2, A.2.d preceding)

APPROVED FOR FILING  
IN COMPLIANCE WITH  
DECISION #: 59346

ISSUED:

Effective: 9/11/96

BY: ACCIPITER COMMUNICATIONS, INC.

SWITCHED ACCESS SERVICE

2. Provision and Description of Switched Access Service (Cont'd)

2.3 Feature Group C (FGC) (Cont'd)

C. Transmission Specifications

1. FGC is provided with either Type B or Type C Transmission Specifications as follows:
  - When routed directly to the end office either Type B or Type C is provided.
  - When routed to an access tandem only Type B is provided.
  - Type B or Type C is provided on the transmission path from the access tandem to the end office.
2. Type C Transmission Specifications are provided with Interface Group 1 when routed directly to an end office. Type B is provided with Interface Groups 2 through 9, as available, whether routed directly to an end office or to an access tandem.
3. Type DB Data Transmission Parameters are provided with FGC for the transmission path between the customers premises and the end office when directly routed to the end office. Type DB Data Transmission Parameters are provided for the transmission path between the customer's premises and the access tandem and between the access tandem and the end office when routed via an access tandem.
4. For further explanation of these parameters see Technical Reference PUB TR-NWT-000334 and associated addenda.

D. Testing Capabilities

FGC is provided, in the terminating direction where equipment is available, with seven digit access to balance (100 type) test line, milliwatt (102 type) test line, nonsynchronous or synchronous test line, automatic transmission measuring (105 type) test line, data transmission (107 type) test line, loop around test line, short circuit test line and open circuit test line. In addition to the tests described in 1.4 preceding, which are included with the installation of service, additional Cooperative Acceptance Testing, Automatic Scheduled Testing, Cooperative Scheduled Testing or Manual Scheduled Testing, and Nonscheduled Testing are available for FGC as set forth in NECA Tariff F.C.C. No. 5, Section 12.3.4.

APPROVED FOR FILING  
IN COMPLIANCE WITH  
DECISION #: 59346

ISSUED:

Effective: 9/11/96

BY: ACCIPITER COMMUNICATIONS, INC.

SWITCHED ACCESS SERVICE

2. Provision and Description of Switched Access Service (Cont'd)

2.4 Feature Group D (FGD)

A. Description

1. FGD is provided at Company designated end office switches whether routed directly or via Company designated electronic access tandem switches.
2. FGD is provided as trunk side switching through the use of end office or access tandem switch trunk equipment. The Technical Specifications for these terminations are provided in Technical Reference PUB TR-NWT-000334 and associated addenda.
3. FGD switching, when used in the terminating direction, may be used to access valid NXXs in the LATA, community information services of an information service provider, and other customers' services (by dialing the appropriate codes) when such services can be reached using valid NXX codes. When directly routed to an end office, only those valid NXX codes served by that office may be accessed. When routed through an access tandem, only those valid NXX codes served by end offices subtending the access tandem may be accessed. The customer will also be billed additional non-access charges for calls to certain community information services, e.g., 976 Network Service in accordance with the Information Provider's applicable service rates when the Company performs the billing function for that Information Provider.
4. Terminating FGD, when routed through an access tandem, may also, at the option of the customer, access valid NXX codes served by offices in which originating FGD is not available. Rating of this optional service is as set forth in 7.1, C. 1 following.
5. Additionally, non-access charges will also be billed for calls from a FGD trunk to another customer's service in accordance with that customer's applicable service rates when the Company performs the billing function for that customer. Calls in the terminating direction will not be completed to 950-XXXX (or 1+950-XXXX access codes, local operator assistance (0- and 0+), Directory Assistance (411 and 555-1212), service codes 611, 911 or 10XXX access codes. FGD may not be switched, in the terminating direction, to Switched Access Service Feature Groups B, C or D.

APPROVED FOR FILING  
IN COMPLIANCE WITH  
DECISION #: 59346

ISSUED:

Effective: 9/11/96

BY: ACCIPITER COMMUNICATIONS, INC.

SWITCHED ACCESS SERVICE

2. Provision and Description of Switched Access Service (Cont'd)

2.4 Feature Group D (FGD) (Cont'd)

A. Description (Cont'd)

6. The Company will establish a trunk group or groups for the customer at end office switches or access tandem switches where FGD switching is provided. When required by technical limitations, or in the case of *SWITCHNET 56* Service, a separate trunk group will be established for each type of FGD switching arrangement provided. Different types of FGD or other switching arrangements may be combined in a single trunk group at the option of the Company.
7. The access code for FGD switching is a uniform access code of the form 10XXX. These uniform access codes will be the assigned access numbers of all FGD access provided to the customer by the Company. No access code is required for calls to a customer over FGD Switched Access Service if the end user's telephone exchange service is arranged for presubscription to that customer, as set forth in NECA Tariff F.C.C. No. 5, Section 12.3.3 following.
  - a. Where no access code is required, the number dialed by the customer's end user shall be a seven digit number for calls in the North American Numbering Plan (NANP). The form of the numbers dialed by the customer's end user in their own NPA is NXX-XXXX, 0, 00 or 1+ NXX-XXXX.
  - b. When the 10XXX access code is used, FGD switching also provides for dialing the digit 0 or 00 for access to the customer's operator, 911 for access to the Company's emergency reporting service, or at the customer's option, the end-of-dialing digit (#) for cut-through access to the customer's premises.
8. FGD switching will be arranged to accept calls from telephone exchange service locations without the need for dialing 10XXX uniform access code. Each telephone exchange service line may be marked with a presubscription code to identify which 10XXX code its calls will be directed to for interLATA service. Presubscription codes are applied as set forth in NECA Tariff F.C.C. No. 5, Section 12.3.3..



ISSUED:

Effective: 9/14/96

BY: ACCIPITER COMMUNICATIONS, INC.



SWITCHED ACCESS SERVICE

2. Provision and Description of Switched Access Service (Cont'd)

2.4 Feature Group D (FGD) (Cont'd)

A. Description (Cont'd)

9. When a customer has had FGB access in an end office and subsequently replaces the FGB access with FGD access, at the mutual agreement of the customer and the Company, the Company will, for a period of 90 days after the installation of the FGD access service (unless the customer requests a shorter period), direct calls dialed by the customer's end users using the customer's previous FGB access code to the customer's FGD access service. The customer must be prepared to handle normally dialed FGD calls as well as calls dialed with the FGB access code which require the customer to receive additional address signaling from the end user. The customer must be prepared to handle both the FGB and FGD signaling on the same trunks. Such calls will be rated as FGD.

B. Optional Features

1. Common Switching Optional Features

- Automatic Number Identification (ANI)
- Service Class Routing
- Alternate Traffic Routing
- Trunk Access Limitation
- Cut-Through
- WATS Access Service
- SS7 Out of Band Signaling
- Clear Channel Capability
- SWITCHNET 56 Service

APPROVED FOR FILING  
IN COMPLIANCE WITH  
DECISION #: 59346

ISSUED:

Effective: 9/11/96

BY: ACCIPITER COMMUNICATIONS, INC.

SWITCHED ACCESS SERVICE

2. Provision and Description of Switched Access Service (Cont'd)

2.4 Feature Group D (FGD) (Cont'd)


B. Optional Features (Cont'd)

2. Transport Termination Optional Features

- Operator Trunk, Full Feature Arrangement

3. Local Transport Optional Features

- Supervisory Signaling (as set forth in 1.2, A.2.a preceding)
- MPTS (as set forth in 1.2, A.2.d preceding)



ISSUED:

Effective: 9/11/94

BY: ACCIPITER COMMUNICATIONS, INC.

SWITCHED ACCESS SERVICE

2. Provision and Description of Switched Access Service (Cont'd)

2.4 Feature Group D (FGD) (Cont'd)

C. Transmission Specifications

1. FGD is provided with either Type A, Type B or Type C Transmission Specifications as follows:
  - When routed directly to the end office either Type B or C is provided.
  - When routed to an access tandem only Type A is provided.
  - Type A is provided on the transmission path from the access tandem to the end office.
2. Type C Transmission Specifications are provided with Interface Group 1. Type A and Type B Transmission Specifications are provided with Interface Groups 2 through 9, as available.
3. Type DA Data Transmission Parameters are provided for the transmission path between the customer's premises and the access tandem and between the access tandem and the end office. Type DB Data Transmission Parameters are provided with FGD for the transmission path between the customer's premises and the end office when directly routed to the end office.

D. Testing Capabilities

FGD is provided, in the terminating direction where equipment is available, with seven digit access to balance (100 type) test line, milliwatt (102 type) test line, nonsynchronous or synchronous test line, automatic transmission measuring (105 type) test line, data transmission (107 type) test line, loop around test line, short circuit test line, open circuit test line and non-inverting digital loopback (108 type) test line.

In addition to the tests described in 1.4 preceding, which are included with the installation of service, additional Cooperative Acceptance Testing, Automatic Scheduled Testing, Cooperative Scheduled Testing, Manual Scheduled Testing, and Nonscheduled Testing, are available for FGD as set forth in NECA Tariff F.C.C. No. 5, Section 12.3.4.

APPROVED FOR FILING  
IN COMPLIANCE WITH  
DECISION #: 59346

ISSUED:

Effective: 9/11/96

BY: ACCIPITER COMMUNICATIONS, INC.

SWITCHED ACCESS SERVICE

2. Provision and Description of Switched Access Service (Cont'd)

2.5 800 Data Base Access Service

A. General Description

800 Data Base (800 DB) Access Service is an originating service utilizing trunk-side Switched Access Service which provides for the forwarding of end user dialed 800+NXX-XXXX calls to a customer based on the dialed 800 number. 800 DB Access Service must be ordered to all end offices in a LATA and provisioned, at a minimum, to all access tandems and operator switches equipped as SSPs within a LATA. In addition, the provision of 800 DB Access Service requires the customer's direct access to the Service Management System/800 (SMS/800), or as an alternative, the provision of such service by a Responsible Organization in accordance with the Guidelines for 800 Data Base.

When an 800 call is originated by an end user, the Company will perform the customer identification function based on the dialed digits to determine the customer location to which the call is to be routed in accordance with SMS/800 information residing in the Company's Service Control Point (SCP).

The customer has the option of having the dialed 800 number (i.e., 800+NXX-XXXX) or the translated Plain Old Telephone Service (POTS) number (i.e., NPA+NXX-XXXX) delivered. If the translated POTS number is delivered, the customer must request the POTS Translation vertical feature through the Responsible Organization as described in B following. The service provider will be unable to determine that such calls originated as 1+800+NXX-XXXX dialed calls unless the customer also orders the Automatic Number Identification (ANI) feature through the Company as described in 3.1 following.

800 DB Access Service provided from an equal access end office will be provisioned from the SSP switch as Feature Group D. Calls originating from end offices not equipped with equal access capabilities will be converted at the SSP switch to standard Feature Group D format.

APPROVED FOR FILING  
IN COMPLIANCE WITH  
DECISION #: 59346

ISSUED:

Effective: 9/11/96

BY: ACCIPITER COMMUNICATIONS, INC.

SWITCHED ACCESS SERVICE

2. Provision and Description of Switched Access Service (Cont'd)

2.5 800 Data Base Access Service

A. General Description (Cont'd)

The customer's 800 traffic may be combined in the same trunk group arrangement with the customer's non-800 Access Service traffic or provisioned on a separate trunk group, unless prohibited by technical limitations.

Measurement of 800 DB Access Service usage shall be in accordance with the regulations set forth in 7.6 following, for trunk-side Switched Access Service. Specifically, 800 DB Access Service originating usage, whether combined with non-800 Access Service usage on trunk groups or provided using dedicated trunk groups, shall be measured in the same manner as specified for non-800 Access Service usage over trunk-side Switched Access Service.

The Company must be notified twenty-four (24) hours prior to any media stimulation. The Company maintains the right to apply protective controls, i.e., those actions such as call gapping, to ensure the provisioning of acceptable service to all telecommunications users of the Company's network services.

Application of rates for 800 DB Access Service shall be as set forth in 7.1 following.

B. Vertical Features

In addition to the basic carrier identification function, 800 service subscribers may request vertical features through a Responsible Organization in accordance with the SMS/800 User Guide, BR 780-004-221. Vertical features will be maintained within the Company's SCP when technically feasible. The POTS Translation feature is described in 1 following, and the Call Handling and Destination Features are described in 2. following.

APPROVED FOR FILING  
IN COMPLIANCE WITH  
DECISION #: 59346

ISSUED:

Effective: 9/11/96

BY: ACCIPITER COMMUNICATIONS, INC.

**SWITCHED ACCESS SERVICE**

**2. Provision and Description of Switched Access Service (Cont'd)**

**2.5 800 Data Base Access Service**

**B. Vertical Features (Cont'd)**

**1. POTS Translation**

The POTS Translation vertical feature provides the option of having the ten digit POTS number (i.e., NPA+NXX-XXXX) delivered instead of the 800 dialed number (i.e., 800+NXX-XXXX) delivered to the service provider. If the POTS Translation feature is requested through the Responsible Organization, the service provider will be unable to determine that such calls originated as 1+800+NXX-XXXX dialed calls unless the service provider also orders, through the Company, the Automatic Number Identification (ANI) optional feature as described in 3.1 following. ANI information digits of "24" indicating that the call originated as an 800 dialed call is delivered when the ANI optional feature is ordered.


A POTS Translation Charge as described in 7.1 following, is assessed to the service provider for each 800 DB Access Service call delivered.

**2. Call Handling and Destination Features**

Call Handling and Destination Features allow service subscribers variable routing options by Specifying a single carrier, multiple carriers (Exchange and/or Interexchange Carriers), single termination or multiple terminations. Multiple terminations require the POTS Translation feature described in 1. preceding. The following variable muting options are available:

- Routing by Originating NPA+NXX-XXXX - Time of Day
- Day of Week
- Specific Date
- Allocation by Percentage

Routing by originating NPA+NXX-XXXX, where technically feasible, allows a service subscriber to specify one or more multiple terminations with a single carrier and/or multiple carriers (Exchange and/or Interexchange Carriers) based on where a call originates.



ISSUED:

Effective: 9/11/96

BY: ACCIPITER COMMUNICATIONS, INC.

SWITCHED ACCESS SERVICE

2. Provision and Description of Switched Access Service (Cont'd)

2.5 800 Data Base Access Service

B. Vertical Features (Cont'd)

2. Call Handling and Destination Features (Cont'd)

Time of Day/Day of Week allows a service subscriber to specify one or more multiple terminations with a single carrier and/or multiple carriers (Exchange and/or Interexchange Carriers) based on the time of day or day of week the call originates.

Specific Date allows the service subscriber to specify alternate service routes with the date the call originates. These calls can be routed to one of multiple terminations, with a single carrier and/or multiple carriers (Exchange and/or Interexchange Carriers).

Allocation by Percentage allows the service subscriber to specify by percentage the calls to be allocated to multiple terminations and/or multiple carriers (Exchange and/or Interexchange Carriers).

A Call Handling and Destination Feature Query Charge as described in 7.1 following, is assessed to the service provider for each 800 query to the SCP which utilizes one or more of the Call Handling and Destination Features.

APPROVED FOR FILING  
IN COMPLIANCE WITH  
DECISION #: 59346

ISSUED:

Effective: 9/11/96

BY: ACCIPITER COMMUNICATIONS, INC.

SWITCHED ACCESS SERVICE


2. Provision and Description of Switched Access Service (Cont'd)

2.6 900 Access Service

900 Access Service is an originating service utilizing trunk-side Switched Access Service. Thee service provides a customer identification function based on the dialed NXX. When a 1+900+NXX-XXXX or 0+900+NXX-XXXX call is originated by the end user, the Company will determine, based on the NXX dialed, the customer to which the 900 call is to be routed. This six-digit routing function will be performed at suitably equipped end office and access tandem switches as determined by the Company.

The manner in which 900 Access Service is provisioned is dependent on the status of the end office which serves the end user customer who places a 900 call (i.e., equipped or not equipped with equal access capability) and/or the status of the customer (i.e., MTS/WATS provider or MTS/WATS-type provider). When 900 Access Service is provided from an end office equipped with equal access capability, all such service will be provisioned as Feature Group D or 900 Access Service. When 900 Access Service is provided from an end office not equipped with equal access capability, such service will be provisioned as Feature Group C or 900 Access Service utilizing traditional signaling with answer supervision.

900 Access Service is available only as a LATA wide service and must be provisioned to all offices within the LATA. 900 Access Service may be provisioned with 1+900+NXX-XXXX dialing capability or expanded to include 0+900+NXX-XXXX dialing capability. The Expanded 900 Option is not offered without 1+900 Access Service within a LATA and is available only with Feature Group D Service in suitably equipped Company end offices.



ISSUED:

Effective: 9/11/96

BY: ACCIPITER COMMUNICATIONS, INC.



SWITCHED ACCESS SERVICE


2. Provision and Description of Switched Access Service (Cont'd)

2.6 900 Access Service (Cont'd)

Calls originating in a LATA in which the customer has not ordered 900 Access Service will be blocked. Only customers who order the Expanded 900 (i.e., 0+900+NXX-XXXX) Option will be able to receive 0+900 calls to NXX codes assigned to them. In addition, calls originating in a LATA for which 900 Access Service has been established will be blocked utilizing the blocking specifications as follows:

- 1+900+NXX-XXXX will be blocked from coin telephones (except customer-owned coin operated telephones), 0+, 10XXX Inmate Service, Hotel/Motel Service (except those with customer-owned rating services).
- 0+900+NXX-XXXX will be blocked from 10XXX and Inmate Service.

At the option of the customer, 900 Access Service traffic may be collected at suitably equipped end offices and/or access tandems. However, the customer must collect 900 traffic at all access tandems within the LATA. Network constraints do not permit multiple tandem arrangements for routing of 900 traffic.



ISSUED:

Effective: 9/11/96

BY: ACCIPITER COMMUNICATIONS, INC.

SWITCHED ACCESS SERVICE

2. Provision and Description of Switched Access Service (Cont'd)

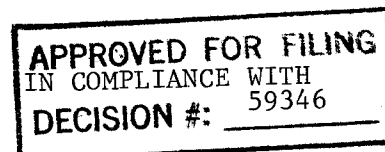
2.6 900 Access Service (Cont'd)

For 900 Access Service provisioned as Feature Group C or D, the customer may establish a dedicated trunk group or combine 900 traffic with other traffic types for access from suitably equipped end offices and access tandems. For 900 Access Service provisioned with traditional signaling and answer supervision, network limitations require routing of 900 traffic from suitably equipped end offices and access tandems via a dedicated trunk group. Additionally, only 900 traffic will be routed over the dedicated trunk group.

Measurement of 900 Access Service usage shall be in accordance with the regulations set forth in 7.6 following, for Feature Groups C and D. Specifically, 900 Access Service originating usage shall be measured in the same manner as that specified for Feature Groups C and D, whether provisioned separately (i.e., dedicated trunk group) or combined with other traffic types.

The Company must be notified 24 hours prior to any media stimulation. The Company maintains the right to apply protective controls, i.e., those actions such as call gapping, to ensure the provisioning of acceptable service to all telecommunications users of the Company's network services.

The rates and charges for 900 Access Service are described in 7.1 following.



ISSUED:

Effective: 9/11/96

BY: ACCIPITER COMMUNICATIONS, INC.

SWITCHED ACCESS SERVICE

3. Common Switching and Transport Termination Optional Features

Following are descriptions of the various optional features that are available in lieu of, or in addition to, the standard features provided with the Switched Access Services. They are provided as either Common Switching or Transport Termination options.

3.1 Common Switching Optional Features

A. Call Denial On Line Or Hunt Group

This option allows for the screening of terminating calls within the LATA, and for the completion only of calls to 411, 611, 911, 800, 555-1212 and a Company specified set of NXXs within the Company local exchange calling area of the dial tone office in which the arrangement is provided. All other "toll" calls are routed to a reorder tone or recorded announcement. This feature is provided in all Company electronic end offices and, where available, in electromechanical end offices. It is available with Feature Group A.

B. Service Code Denial On Line Or Hunt Group

This option allows for the screening of terminating calls within the LATA, and for disallowing completion of calls to 0-, 555 and N I I (e.g., 411, 611 and 911). This feature is provided where available in all Company electronic end offices and electromechanical end offices. It is available with Feature Group A.

C. Hunt Group Arrangement

This option provides the ability to sequentially access one of two or more line side connections in the originating direction, when the access code of the line group is dialed. This feature is provided in all Company end offices. It is available with Feature Group A. Resold and non-resold services cannot be mixed in the same hunt group arrangement.

D. Uniform Call Distribution Arrangement

This option provides a type of multiline hunting arrangement which provides for an even distribution of calls among the available lines in a hunt group. Where available, this feature is provided in Company electronic end offices only. It is available with Feature Group A.

APPROVED FOR FILING  
IN COMPLIANCE WITH  
DECISION #: 59346

ISSUED:

Effective: 9/11/96

BY: ACCIPITER COMMUNICATIONS, INC.

SWITCHED ACCESS SERVICE

3. Common Switching and Transport Termination Optional Features (Cont'd)

3.1 Common Switching Optional Features (Cont'd)

E. Nonhunting Number For Use With Hunt Group Or Uniform Call Distribution Arrangement

This option provides an arrangement for an individual line within a multiline hunt or uniform call distribution group that provides access to that line within the hunt or uniform call distribution group when it is idle or provides busy tone when it is busy, when the nonhunting number is dialed. Where available, this feature is provided in Company electronic end offices only. It is available with Feature Group A.

F. Automatic Number Identification (ANI)

1. This option provides the automatic transmission of a three, seven or ten digit number and information digits to the customer's premises for calls originating in the LATA, to identify the calling station. The three, seven or ten digit numbers will contain the following information: three digit, NPA only; seven digit, NXX-XXXX; ten digit, NPA+NXX-XXXX. The ANI feature is an end office software function which is associated on a call-by-call basis with (1) trunk groups routed directly between an end office and a customer's premises or, where technically feasible, with (2) trunk groups between an end office and an access tandem, and trunk groups between an access tandem and customer's premises.
2. The seven digit ANI telephone number is available with Feature Group B, where provided, and Feature Group C. The seven digit ANI telephone number © is available with 900 Access Service. With these Feature Groups and 900 Access Service, ANI will be provided only on a directly trunked basis. ANI will be transmitted on all calls except those originating from four or eight party lines, coin stations and coinless pay telephones using Feature Group B, when the end user has dialed 0- for operator assistance or when an ANI failure has occurred.

APPROVED FOR FILING  
IN COMPLIANCE WITH  
DECISION #: 59346

ISSUED:

Effective: 9/11/96

BY: ACCIPITER COMMUNICATIONS, INC.

SWITCHED ACCESS SERVICE

3. Common Switching and Transport Termination Optional Features (Cont'd)

3.1 Common Switching Optional Features (Cont'd)

F. Automatic Number Identification (ANI) (Cont'd)

3. The ten digit ANI telephone number is only available with Feature Group D, including 800 DB Access Service and 900 Access Service provisioned as Feature Group D. The ten digit ANI telephone number consists of the Numbering Plan Area (NPA) plus the seven digit ANI telephone number. The ten digit ANI telephone number will be transmitted on all calls except those identified as four or eight party lines or when the end user has dialed 0- for operator assistance, in which case only the NPA will be transmitted (in addition to the information digits).
4. When 800-DB Access Service is ordered, the ten digit ANI telephone number will be transmitted on all calls except those where ANI cannot be provided as stated above or from end offices not equipped to provide ANI. In these instances, only the three digit NPA and the information digits described in the LATA Switching Systems Generic Requirements (LSSGR), Technical Reference PUB FR-NWT-000064, if applicable, will be transmitted.
5. With Feature Group C, ANI is provided from end offices at which Company recording for end user billing is not provided, or where it is not required. It is not provided from end offices for which the Company needs to forward ANI to its recording equipment.
6. Technical specifications are delineated in Technical Reference PUB TR-NWT-000175 and PUB TR-NWT-000258.
7. Where ANI cannot be provided, e.g., on calls from four and eight party services, information digits will be provided to the customer.

APPROVED FOR FILING  
IN COMPLIANCE WITH  
DECISION #: 59346

ISSUED:

Effective: 9/11/96

BY: ACCIPITER COMMUNICATIONS, INC.

SWITCHED ACCESS SERVICE

3. Common Switching and Transport Termination Optional Features (Cont'd)

3.1 Common Switching Optional Features (Cont'd)

F. Automatic Number Identification (ANI) (Cont'd)

8. The information digits identify: (1) telephone number is the station billing number - no special treatment required; (2) multiparty line telephone number is a four or eight party line and cannot be identified number must be obtained via an operator or in some other manner; (3) ANI failure has occurred in the end office switch which prevents identification of calling telephone number - must be obtained by operator or in some other manner; (4) hotel/motel originated call which requires room number identification; (5) coinless station, hospital, inmate, etc., call which requires special screening or handling by the customer; or (6) call is an Automatic Identified Outward Dialed (AIOD) call from customer premises equipment. The ANI telephone number is the listed telephone number of the customer and is not the telephone- number of the calling party. These ANI information digits are available with Feature Group B, where provided, Feature Group C and Feature Group D.
9. Charge Number is the SS7 Out of Band Signaling equivalent of the ten digit ANI telephone number. Charge Number is the automatic transmission of the ten digit billing number of the calling station and the originating line information when a FGD trunk group is provisioned with SS7 Out of Band Signaling. Charge Number is provided when the customer requests the ANI optional feature on FGD trunk groups provisioned with SS7 Out of Band Signaling.

G. Up To 7 Digit Outpulsing Of Access Digits To Customer

This option provides for the end office capability of providing up to 7 digits of the uniform access code (950-XXXX or 1+950-XXXX) to the customer's premises. The customer can request that only some of the digits in the access code be forwarded. The access code digits would be provided to the customer's premises using multifrequency signaling, and transmission of the digits would precede the forwarding of ANI if that feature were provided. It is available with Feature Group B

H. Cut-Through

This option allows end users of the customer to reach the customer's premises by using the end of dialing digit (#). This option provides for connection of the call to the premises of the customer indicated by the 10XXX code upon receipt of the end of dialing digit (#). The Company will not record any other dialed digits for these calls. This option is available with Feature Group D.

APPROVED FOR FILING  
IN COMPLIANCE WITH  
DECISION #: 59346

ISSUED:

Effective: 9/11/96

BY: ACCIPITER COMMUNICATIONS, INC.

SWITCHED ACCESS SERVICE

3. Common Switching and Transport Termination Optional Features (Cont'd)

3.1 Common Switching Optional Features (Cont'd)

I. Delay Dial Start-Pulsing Signaling

This option provides a method of indicating to the near end trunk circuit readiness to accept address signaling information by the far end trunk circuit. Delay dial is often referred to as an off-hook, on-hook signaling sequence. The delay dial signal is the off-hook interval and the start-pulsing signal is the on-hook interval. With integrity check, the calling office will not outpulse until a delay dial (off-hook) signal followed by a start-pulsing (on-hook) signal has been identified at the calling office. This option is available with Feature Group C.

J. Immediate Dial Pulse Address Signaling

This option provides for the forwarding of dial pulses from the Company end office to the customer without the need of a start-pulsing signal from the customer. It is available with Feature Group C.

K. Dial Pulse Address Signaling

The trunk side option provides for the transmission of number information, e.g., called number, between the end office switching system and the customer's premises by means of direct current pulses. It is available with Feature Group C.

L. Service Class Routing

This option provides the capability of directing originating traffic from an end office to a trunk group to a customer designated premises, based on the line class of service (e.g., coin, multiparty or hotel/motel), service prefix indicator (e.g., 00+, 00-, 0+, 0- or 1+) or access code (e.g., 800 or 900). A customer may direct all originating calls from an end office to a tandem trunk group to a single customer POT or multiple POTs when ordered with MPTS as referred to in 1.2, A.2.d preceding, based on the line class of service, service prefix indicator or service access code. It is provided in suitably equipped end office or access switches and is available with Feature Groups C and D based on technical limitations.

APPROVED FOR FILING  
IN COMPLIANCE WITH  
DECISION #: 59346

ISSUED:

Effective: 9/4/96

BY: ACCIPITER COMMUNICATIONS, INC.

**SWITCHED ACCESS SERVICE**

**3. Common Switching and Transport Termination Optional Features (Cont'd)**

**3.1 Common Switching Optional Features (Cont'd)**

**M. Alternate Traffic Routing**


**1. Multiple Customer Premises Alternate Routing without MPTS**

This option provides the capability of directing originating traffic from an end office (or appropriately equipped access tandem) via a trunk group (the "high usage" group) to a customer designated premises until that group is fully loaded, and then delivering additional originating traffic (the "overflowing" traffic) from the same end office or access tandem to a different trunk group (via one or more intermediate high usage groups) to different customer designated premises until the originating traffic is directed to a final trunk group. The customer specify the last trunk CCS desired for the high usage group and each intermediate group(s). It is provided in suitably equipped end office or access tandem switches and is available with Feature Groups B, C and D.

**2. Multiple Customer Premises Alternate Routing with MPTS**

This option provides the capability of directing originating traffic from an end office via a direct trunk group (the high usage group) and deliver originating traffic (the overflowing traffic) from the same end office through the tandem to a tandem routed trunk group (the "final" group) to a customer designated POT. The tandem trunk group must be routed to the customer designated POT that is specified for the Tandem Sector of the originating end office. It is provided in suitably equipped end office or access tandem switches and is available with Feature Groups C and D.

Alternate traffic routing through the tandem to a multiple customer POT is not an option with MPTS. A customer may not overflow tandem traffic from one customer designated POT to a second customer designated POT.



ISSUED:

Effective: 9/14/96

BY: ACCIPITER COMMUNICATIONS, INC.



SWITCHED ACCESS SERVICE

3. Common Switching and Transport Termination Optional Features (Cont'd)

3.1 Common Switching Optional Features (Cont'd)


M. Alternate Traffic Routing (Cont'd)

3. End Office Alternate Routing When Ordered in Trunks

This option provides an alternate routing arrangement for customers who order in trunks and have access for a particular Feature Group to an end office via two routes: one route via an access tandem and one direct route. The feature allows the customer's originating traffic from the end office to be offered first to the direct trunk group and then overflow to the access tandem group. It is provided in suitably equipped end offices and is available with Feature Groups B, C and D.

N. Trunk Access Limitation

This option provides for the routing of originating 900 service calls to a specified number of transmission paths in a trunk group, in order to limit (choke) the completion of such traffic to the customer. Calls to the designated service which could not be completed over the subset of transmission paths in the trunk group, i.e., the choked calls, would be routed to reorder tone. It is provided in all Company electronic end offices and where available in electromechanical end offices. It is available with Feature Groups C and D.



ISSUED:

Effective: 9/11/96

BY: ACCIPITER COMMUNICATIONS, INC.


SWITCHED ACCESS SERVICE

3. Common Switching and Transport Termination Optional Features (Cont'd)

3.1 Common Switching Optional Features (Cont'd)

O. WATS Access Service (WATS)

1. At the option of the customer, WATS Access Service may be provided at Company designated end office switches, referred to as WATS Serving Office(s) (WSO). WATS Access Service is provided in conjunction with Feature Groups C or D Switched Access Service and a WATS access line. The WATS access line as described in NECA Tariff F.C.C. No 5, Section 5.2, is required to connect the WSO to the end user's premises.
2. WAT'S access lines are available for intrastate service as a Shared WATS access line or a dual jurisdiction WATS access line as set forth in NECA Tariff F.C.C. No 5, Section 5.2.
3. For WATS Access Service provided on a dual jurisdiction basis; ie., interstate and intrastate, the following information applies:
  - a. The WSO is capable of performing the necessary routing, screening and recording functions for 900 terminating Service, Outward WATS and similar services and is provided only for use at the closed end of such services.
  - b. WATS Access Service can be arranged for originating-only, terminating-only or two-way calling depending on the specific arrangement employed. Dial pulse or dual tone multifrequency address signaling and either loop start or ground start supervisory signaling is used to work with the WATS access line ordered subject to the terms and conditions of the Company's Interstate Access Service Tariff F.C.C. No. 1.
  - c. WATS Access Service options are available in conjunction with WATS Service. These options are provided in Company designated WSO(s) and are available for use with WATS Access Service only. WATS Access Service options are available in conjunction with Feature Groups C and D as specified herein. A brief description of each WATS Access Service option is described following.



ISSUED:

Effective: 9/11/86

BY: ACCIPITER COMMUNICATIONS, INC.

SWITCHED ACCESS SERVICE

3. Common Switching and Transport Termination Optional Features (Cont'd)

3.1 Common Switching Optional Features (Cont'd)

O. WATS Access Service (WATS) (Cont'd)

3. For WATS Access Service provided on a dual jurisdiction basis; ie., interstate and intrastate, the following information applies: (Cont'd)

c. (Cont'd)

(1) Band Advance

This option, which is provided in association with two or more WATS Access Line groups, provides for the automatic overflow of terminating calls to a WATS Access Line group, when that group has exceeded its Call Capacity, to another WATS Access Line group with a band designation equal to or greater than that of the overflowing WATS Access Line group. Band Advance does not provide for call overflow from a group with a higher band designation to one with a lower one.

(2) Hunt Group

This option provides the ability to access sequentially one of two or more WATS Access Lines in the terminating direction, when the hunting number of the WATS Access Line group is forwarded from the customer to the Company.

(3) Uniform Call Distribution

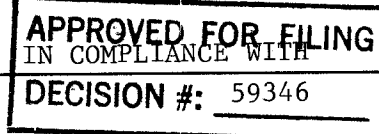
This option provides a type of multiline hunting which provides for an even distribution of terminating calls among the available WATS Access Lines in the hunt group.

(4) Nonhunting Number for Use with Hunt Group or Uniform Call Distribution

This option provides for an individual WATS Access Line that is within a multiline hunt or uniform call distribution group, to provide access to the WATS Access Service within the hunt or uniform call distribution group when it is idle or provides busytone when it is busy, when the nonhunting number is dialed.

ISSUED:

BY: ACCIPITER COMMUNICATIONS, INC.



Effective: 9/11/96

**SWITCHED ACCESS SERVICE**

**3. Common Switching and Transport Termination Optional Features (Cont'd)**

**3.1 Common Switching Optional Features (Cont'd)**

**P. Feature Group A InterLATA Toll Denial**

This option provides for the screening of all calls on terminating lines and for the completion only of calls to 411, 611, 911, 800, 555-1212, Local Information Delivery Services and 0+ or 1+ intraLATA. All interLATA calls, 950-XXXX and 10XXX are routed to a recorded announcement.

This feature is provided in all Company end offices where technically available. It is available with Feature Group A. This feature does not affect calls placed on originating FGA lines.

Customers requesting FGA line(s) without the InterLATA Toll Denial option, will be responsible for InterLATA calls recorded on FGA line(s).

**Q. Signaling System Seven (SS7) Out Of Band Signaling**

This option provides SS7 Out of Band Signaling on a FGD transmission path group. This option provides the customer the ability to use Out of Band Signaling to set up trunks on a per call basis. CCSAC Service as described in NECA Tariff F.C.C. No. 5, Section 15., following, is required between the customer's Signaling Point of Interface (SPOI) and the Company's Signal Transfer Point (STP) for SS7 Out of Band Signaling in each LATA.

SS7 Out of Band Signaling provides the automatic transmission of the following parameters:

- Access Transport Parameter (ATP) provides automatic transmission of information from the originating calling location through the Common Channel Signaling Network. Information supplied using ATP may consist of one or more of the following: Called Party Subaddress; Calling Party Subaddress; High and Low Layer Compatibility and Compatibility Checking by the called party's equipment. ATP is available when Feature Group D Service is equipped with SS7 Out of Band Signaling and Clear Channel Capability.

**APPROVED FOR FILING**  
IN COMPLIANCE WITH  
**DECISION #:** 59346

ISSUED:

Effective: 9/11/96

BY: ACCIPITER COMMUNICATIONS, INC.

**SWITCHED ACCESS SERVICE**

**3. Common Switching and Transport Termination Optional Features (Cont'd)**


**3.1 Common Switching Optional Features (Cont'd)**

**Q. Signaling System Seven (SS7) Out of Band Signaling (Cont'd)**

- Calling Party Number (CPN) is the automatic transmission of the calling party's ten digit telephone number to the customer's premises for calls originating in the LATA. The ten digit number consists of the Numbering Plan Area (NPA) plus the seven digit telephone number. The Company will automatically transmit CPN with SS7 Out of Band Signaling in those offices suitably equipped with the software that allows customers to elect to block their CPN information from being displayed to the called party. This software allows the customer to block their CPN on a per call basis, and transmits a "privacy indicator" as part of the CPN information.
- Carrier Selection Parameters (CSP) is the automatic transmission of a signaling indicator which signifies to the customer that the call being processed originated from a presubscribed line or by dialing the 10XXX code.

The technical specifications for the CPN and CSP parameters are described in Technical Reference PUB TR-TSV-000905, TR-NWT-000394 and in U S WEST Communications Technical Reference PUB 77342. Technical Specifications for ATP are described in Technical Reference PUB TR-TSV-000962.

SS7 Out of Band Signaling is a nonchargeable optional feature. There is a nonrecurring charge associated with the rearrangement of FGD Service trunk groups with multifrequency (MF) signaling to SS7 Out of Band Signaling trunk group(s). The description and application of the rearrangement charges from MF to SS7 Out of Band Signaling on FGD Service are described in 7.1 following.



ISSUED:

Effective: 9/11/96

BY: ACCIPITER COMMUNICATIONS, INC.

SWITCHED ACCESS SERVICE

3. Common Switching and Transport Termination Optional Features (Cont'd)

3.1 Common Switching Optional Features (Cont'd)

R. Clear Channel Capability

Clear Channel Capability (CCC) is the ability to send any combination of ones (marks) and zeros (spaces) in the 192 information bits of each frame. This permits 24 DSO-64 kbps services or 1.536 Mbps of customer information on the 1.544 Mbps line rate.

Bipolar Eight Zero Substitution (B8ZS) line code conformity is required. The B8ZS line code is described in Technical Reference PUB TR-NWT-000938.

CCC is available on FGD Service when the trunk-side service is equipped with SS7 Out of Band Signaling and Interface Group 6 or 9 on separate trunk(s) in suitably equipped digital Company end offices or access tandems.

CCC equipped trunk-side service requires a specific traffic type (i.e., CCC Originating and/or CCC Terminating) as set forth in 1.1 preceding.

The description and application of rates and charges for CCC are set forth in 7.1 following.

S. SWITCHNET56 Service Switching Capability

This option allows for a connection between the customer's premises and a suitably equipped end user's premises, utilizing end office and/or access tandem switching capable of transmitting 56 kbps digital data. SWITCHNET 56 Service is available in conjunction with Feature Group D from suitably equipped electronic end offices and/or access tandems. When SWITCHNET 56 Service is ordered in conjunction with FGD, it requires the use of a separate trunk group equipped with Interface Group 6 or 9. SWITCHNET 56 is not available with SS7 Out of Band Signaling.

APPROVED FOR FILING  
IN COMPLIANCE WITH  
DECISION #: 59346

ISSUED:

Effective: 9/11/86

BY: ACCIPITER COMMUNICATIONS, INC.

SWITCHED ACCESS SERVICE

3. Common Switching and Transport Termination Optional Features (Cont'd)

3.2 Transport Termination Optional Features

A. Operator Trunk - Coin, Non-Coin, or Combined Coin and Non-Coin

This option may be ordered to provide coin, non-coin, or combined coin and non-coin operation. It is available only with Feature Group C and D and is provided in electronic end offices and other Company end offices where equipment is available. It is provided as a trunk type of Transport Termination. This option is not available with SS7 Out of Band Signaling.

1. Coin:

- a. This arrangement provides for initial coin return control and routing of 00+, 00-, 0+, 0- or 1+ prefixed originating coin calls requiring operator assistance to the customer's premises. Because operator assisted coin calling traffic is routed over a trunk group dedicated to operator assisted calls, this arrangement is only provided in association with the Service Class Routing option.
- b. The operator assistance coin calling arrangement is also normally ordered by the customer in conjunction with the ANI optional feature, since the preponderance of trunk groups equipped with this arrangement will be terminated in the customer's operator service positions, rather than in the customer's manual cord boards.

2. Non-Coin:

- a. This arrangement provides for the routing of 00+, 00-, 0+, 0- or 1+ prefixed originating non-coin calls requiring operator assistance to the customer's premises. Because operator assisted non-coin calling traffic is routed over a trunk group dedicated to operator assisted calls, this arrangement is only provided in association with the Service Class Routing option.



ISSUED:

Effective: 9/11/96

BY: ACCIPITER COMMUNICATIONS, INC.

SWITCHED ACCESS SERVICE

3. Common Switching and Transport Termination Optional Features (Cont'd)

3.2 Transport Termination Optional Features (Cont'd)

A. Operator Trunk - Coin, Non-Coin, or Combined Coin and Non-Coin (Cont'd)

2. Non-Coin: (Cont'd)

- b. The operator assistance non-coin calling arrangement is also normally ordered by the customer in conjunction with the ANI optional feature, since the preponderance of trunk groups equipped with this arrangement will be terminated in the customer's operator service positions, rather than in the customer's manual cord boards. When so equipped, the ANI feature provides for the forwarding of information digits which identify that the call has originated from a hotel or motel and whether room number identification is required, or that special screening is required, e.g., for coinless public stations, dormitory or inmate stations, or other screening arrangements agreed to between the customer and the Company.

3. Combined Coin and Non-Coin:

- a. This arrangement provides for initial coin return control and routing of 00+, 00-, 0+, 0- or 1+ prefixed originating operator assisted coin and non-coin calls requiring operator assistance to the customer's premises. Because operator assisted coin and non-coin calling traffic is routed over a trunk group dedicated to operator assisted calls, this arrangement is only provided in association with the Service Class Routing option.
- b. This arrangement is normally ordered by the customer in conjunction with the ANI optional feature, since the preponderance of trunk groups equipped with this arrangement will be terminated in the customer's operator services systems, rather than in the customer's manual cord boards. When so equipped, the ANI optional features provide for the forwarding of information digits which identify that the call has originated from a hotel or motel, and whether room number identification is required, or that special screening is required, e.g., for coinless public stations, dormitory or inmate stations, or other screening arrangements agreed to between the customer and the Company.

B. Operator Trunk - Full Feature

This option provides the operator functions available in the end office to the customer's operator. These functions are (1) Operator Released, (2) Operator Attached, (3) Coin Collect, (4) Coin Return, and (5) Ringback. It is available with Feature Group D and is provided as a trunk type for Transport Termination. This option is not available with SS7 Out of Band Signaling.

ISSUED:

BY: ACCIPITER COMMUNICATIONS, INC.

APPROVED FOR FILING  
IN COMPLIANCE WITH  
DECISION #: 59346


Effective: 9/11/86



SWITCHED ACCESS SERVICE

4. Transmission Specifications

- A. Each Switched Access Service transmission path is provided with standard transmission specifications. There are three different standard specifications (Types A, B and C). The standard for a particular transmission path is dependent on the Switched Access Service, the Interface Group and whether the service is directly routed or via an access tandem. The available transmission specifications are set forth in Technical Reference PUB TR-NWT-000334 and associated addenda. Data Transmission Parameters are also provided with each Switched Access Service transmission path. The Company will, upon notification by the customer that the data parameters set forth in Technical Reference PUB TR-NWT-000334 and associated addenda are not being met, conduct tests independently or in cooperation with the customer, and take any necessary action to ensure that the data parameters are met.
- B. The Company will maintain existing transmission specifications on functioning service configurations installed prior to January 1, 1984, except that service configurations having performance specifications exceeding the standards listed in this provision will be maintained at performance levels specified in Technical Reference PUB TR-NWT-000334 and associated addenda.
- C. Acceptance and immediate action limits are set forth in Technical Reference PUB TR-NWT-000334 and associated addenda. This Technical Reference also provides the basis for determining Switched Access Service maintenance limits.
- D. Transmission specifications for SS7 Out of Band Signaling are delineated in Technical Reference PUB TR-NWT-000394, TR-TSV-000905 and in U S WEST Communications Technical Reference PUB 77342.
- E. Transmission specifications and error performance parameters for DS1 level digital transmission on FGD Service equipped with Clear Channel Capability are delineated in Technical Reference PUB TR-NWT-000938.



ISSUED:

Effective: 9/4/96

BY: ACCIPITER COMMUNICATIONS, INC.

SWITCHED ACCESS SERVICE

**5. Obligations of the Company**

The Company has certain obligations pertaining only to the provision of Switched Access Service. These obligations are as follows:

**5.1 Network Management**

The Company will administer its network to ensure the provision of acceptable service levels to all telecommunications users of the Company's network services.

Generally, service levels are considered acceptable only when both end users and customers are able to establish connections with little or no delay encountered within the Company network. The Company maintains the right to apply protective controls, i.e.; those actions, such as call gapping, which selectively cancel the completion of traffic, over any traffic carried over its network, including that associated with a customer's Switched Access Service. Generally, such protective measures would only be taken as a result of occurrences such as failure or overload of Company or customer facilities, natural disasters, mass calling or national security demands. In the event that the protective controls applied by the Company result in the complete loss of service by the customer, no credit shall be allowed for an interruption of less than 24 hours. The customer shall be credited for an interruption of 24 hours or more at the rate of 1/30 of (1) any applicable monthly rates or (b) the assumed minutes of use charge for each period of 24 hours or fraction thereof that the interruption continues.

APPROVED FOR FILING  
IN COMPLIANCE WITH  
DECISION #: 59346

ISSUED:

Effective: 9/11/96

BY: ACCIPITER COMMUNICATIONS, INC.

SWITCHED ACCESS SERVICE

5. Obligations of the Company (Cont'd)

5.2 Design and Traffic Routing of Switched Access Service

For Switched Access Service which is ordered on a busy hour minutes of capacity basis, the Company shall design and determine the routing of Switched Access Service, including the selection of the first point of switching and the selection of facilities from the interface to any switching point and to the end offices where busy hour minutes of capacity are ordered. The Company shall also decide if capacity is to be provided by originating only, terminating only, or two-way trunk groups. Finally, the Company will decide whether trunk side access will be provided through the use of two-wire or four-wire trunk terminating equipment. Selection of facilities and equipment and traffic routing of the service are based on standard engineering methods, available facilities and equipment, and the Company traffic routing plans. If the customer orders routing or directionality different from that determined by the Company, the Company will work cooperatively with the customer in determining (1) whether the service is to be routed directly to an end office or through an access tandem switch and (2) the directionality of the service.

For Switched Access Service which is ordered on a per line or per trunk basis, the customer desired line or trunk directionality and/or traffic routing of the Switched Access Service between the customer's premises and the entry switch are specified on the customer's order for service. If the customer orders routing or directionality different from that determined by the Company, the Company will work cooperatively with the customer in determining (1) whether the service is to be routed directly to an end office or through an access tandem switch and (2) the directionality of the service. Additionally, for Feature Group B the customer may order the optional feature Customer Specification of Local Transport Termination.

APPROVED FOR FILING  
IN COMPLIANCE WITH  
DECISION #: 59346

ISSUED:

Effective: 9/14/96

BY: ACCIPITER COMMUNICATIONS, INC.

SWITCHED ACCESS SERVICE

5. Obligations of the Company (Cont'd)

5.3 Provision of Service Performance Data

Subject to availability, end-to-end service performance data available to the Company through its own service evaluation routines, may also be made available to the customer based on previously arranged intervals and format. These data provide information on overall end-to-end call completion and noncompletion performance, e.g., customer equipment blockage, failure results and transmission performance. These data do not include service performance data which are provided under other sections, e.g., testing service results. If data are to be provided in other than paper format, the charges for such exchange will be determined on an individual case basis.

5.4 Trunk Group Measurement Reports

Subject to availability, the Company will make available trunk group data in the form of usage in CCS, peg count and overflow, to the customer based on previously agreed to intervals.

5.5 Determination of Number of Transmission Paths

For Switched Access Service, which is ordered on a per line or per trunk basis, the customer specifies the number of transmission paths in the order for service. For Switched Access Service, which is ordered on a busy hour minutes of capacity basis, the Company will determine the number of Switched Access Service transmission paths to be provided. A transmission path is a communication path within the frequency bandwidth of approximately 300 to 3000 Hz or a derived communication path of a frequency bandwidth of approximately 300 Hz to 3000 Hz provided over a high frequency analog facility or a high speed digital facility between a customer's premises and a Company location. The number of transmission paths will be developed using the total busy hour minutes of capacity by traffic type (as described in 1.1 preceding) ordered from a customer's premises. The total BHMCs by type, for each end office to which the customer has ordered service, will be converted to transmission paths using standard Company traffic engineering methods. The number of transmission paths provided shall be the number required based on (1) the use of access tandem switches and end office switches, (2) the use of end office switches only, or (3) the use of tandem switches only.

APPROVED FOR FILING  
IN COMPLIANCE WITH  
DECISION #: 59346

ISSUED:

Effective: 9/11/96

BY: ACCIPITER COMMUNICATIONS, INC.

**SWITCHED ACCESS SERVICE**

**5. Obligations of the Company (Cont'd)**

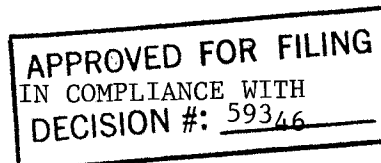
**5.6 Determination of Number of End Office Transport Terminations**

For analog entry switches, a termination will be provided for each transmission path provided. For digital entry switches, an equivalent termination will be provided for each transmission path provided.

**5.7 Design Blocking Probability**

The Company will design and monitor the facilities used in the provision of Switched Access Service to meet the blocking probability criteria as set forth in A. through E. following.

- A. For Feature Groups A and B, no design blocking criteria apply.
- B. For Feature Group C, the design blocking objective will be no greater than one percent (.01) between the POT at the customer's premises and the first point of switching when traffic is directly routed without an alternate route. Standard traffic engineering methods will be used by the Company to determine the number of transmission paths required to achieve this level of blocking.
- C. For Feature Group D, the design blocking objective for the final group will be no greater than one percent (.01) between the POT at the customer's premises and the end office switch, whether the traffic is directly routed without an alternate route or routed via an access tandem. Standard traffic engineering methods as set forth in reference document Special Report SR-EOP-000191, Trunk Traffic Engineering Concepts and Applications, will be used by the Company to determine the number of transmission paths required to achieve this level of blocking.



ISSUED:

Effective: 9/4/96

BY: ACCIPITER COMMUNICATIONS, INC.

SWITCHED ACCESS SERVICE

5. Obligations of the Company (Cont'd)

5.7 Design Blocking Probability (Cont'd)

- D. The design blocking criteria for 800 DB Access Service and 900 Access Service will be equivalent to the design blocking criteria of the Feature Group(s) that they are provisioned as except under media stimulation when use of protective controls may be utilized to ensure the provisioning of acceptable service levels to all telecommunications users of the Company's network services.
- E. The Company will perform routine measurement functions for the capacity ordered, whether ordered in trunks or BHMCS, in accordance with Company design blocking criteria to assure that an adequate number of transmission paths are in service. The Company will recommend that additional capacity (i.e., busy hour minutes of capacity or trunks) be ordered by the customer when additional paths are required to reduce the measured blocking to the designed blocking level. Where designed blocking criteria apply, the design blocking objective is assumed to have been met if the routine measurements show that the measured blocking does not exceed the thresholds listed in the following tables:

APPROVED FOR FILING  
IN COMPLIANCE WITH  
DECISION #: 59346

ISSUED:

Effective: 9/11/96

BY: ACCIPITER COMMUNICATIONS, INC.

SWITCHED ACCESS SERVICE

5. Obligations of the Company (Cont'd)

5.7 Design Blocking Probability (Cont'd)

E. (Cont'd)

1. For transmission paths carrying only first routed traffic directly between an end office and customer's premises without an alternate route, and for paths carrying only overflow traffic, the measured blocking thresholds are as follows:

Number of Transmission Paths Per Trunk Group	Measured Blocking Thresholds in the Time Consistent Busy Hour for the Number of Measurements Per Trunk Group			
	15-20 Measure- ments	11-14 Measure- ments	7-10 Measure- ments	3-6 Measure- ments
2	.070	.080	.090	.140
3	.050	.060	.070	.090
4	.050	.060	.070	.080
5-6	.040	.050	.060	.070
7 or more	.030	.035	.040	.060

APPROVED FOR FILING  
IN COMPLIANCE WITH  
DECISION #: 59346

ISSUED:

Effective: 9/11/96

BY: ACCIPITER COMMUNICATIONS, INC.

SWITCHED ACCESS SERVICE

5. Obligations of the Company (Cont'd)

5.7 Design Blocking Probability (Cont'd)

E. (Cont'd)

2. For transmission paths carrying first routed traffic between an end office and customer's premises via an access tandem, the measured blocking thresholds are as follows:

Number of Transmission Paths Per Trunk Group	Measured Blocking Thresholds in the Time Consistent Busy Hour for the Number of Measurements Per Trunk Group			
	15-20 Measure- ments	11-14 Measure- ments	7-10 Measure- ments	3-6 Measure- ments
2	.045	.055	.060	.095
3	.035	.040	.045	.060
4	.035	.040	.045	.055
5-6	.025	.035	.040	.045
7 or more	.020	.025	.030	.040

APPROVED FOR FILING  
IN COMPLIANCE WITH  
DECISION #: 59346

ISSUED:

Effective: 9/11/96

BY: ACCIPITER COMMUNICATIONS, INC.



**SWITCHED ACCESS SERVICE**

**6. Obligations of the Customer**

The customer has certain specific obligations pertaining to the use of Switched Access Service. These obligations are as follows:

**6.1 Report Requirements**

Customers are responsible for providing the following reports to the Company, when applicable.

**A. Jurisdictional Reports**

Pursuant to Federal Communications Commission order F.C.C. 85-145 adopted April 16, 1985, interstate usage is to be developed as though every call that enters a customer network at a point within the same state as that in which the called station (as designated by the called station number) is situated is an intrastate communication and every call for which the point of entry is in a state other than that where the called station (as designated by the called station number) is situated is an interstate communication. When mixed interstate and intrastate Access Service is provided, all charges will be prorated between interstate and intrastate.

**B. Code Screening Reports**

When a customer orders service class routing or trunk access limitation arrangements, it must report the number of trunks and/or the appropriate codes to be instituted in each end office or access tandem switch, for each of the arrangements ordered.

**C. 900 NXX Code Reports**

When ordering 900 Access Service, the customer must report the appropriate NXX code(s) to be instituted in each Company office at which the customer identification function is performed. The report must be updated by the customer each time a change is scheduled to occur (i.e., when a new code is to be added or an exiting code is to be deleted). Such updated reports shall be provided at least 60 calendar days prior to the effective date of the change in order to allow the Company sufficient time to implement the change.

**D. Multiple POTs Tandem Sectorization Reports**

When ordering MPTS, the customer must report the customer designated POTs for

ISSUED:

BY: ACCIPITER COMMUNICATIONS, INC.

Effective: 9/11/96

APPROVED FOR FILING  
IN COMPLIANCE WITH  
DECISION #: 59346

ACCIPITER COMMUNICATIONS, INC.  
SWITCHED ACCESS SERVICE TARIFF  
ARIZONA

ORIGINAL ORIGINAL SHEET 71

SWITCHED ACCESS SERVICE

all subtending end offices served by an access tandem. The report shall be provided at the same time the Access Order is placed.

APPROVED FOR FILING  
IN COMPLIANCE WITH  
DECISION #: 59346

ISSUED:

Effective: 9/11/96

BY: ACCIPITER COMMUNICATIONS, INC.

**SWITCHED ACCESS SERVICE**

**6. Obligations of the Customer (Cont'd)**

**6.2 Supervisory Signaling**


The customer's facilities and equipment shall provide the necessary connect and disconnect supervision per Technical Reference PUB TR-NWT-000334 and associated addenda.

**6.3 Trunk Group Measurement Reports**

With the agreement of the customer, trunk group data in the form of usage in CCS, peg count and overflow for its end of all access trunk groups, where technologically feasible, will be made available to the Company. These data will be used to monitor trunk group utilization and service performance and will be based on previously arranged intervals and format.

**6.4 Design of Switched Access Services**

When a customer orders Switched Access Service on a per-trunk basis, it is the customer's responsibility to assure that sufficient access services have been ordered to handle its traffic.



ISSUED:

Effective: 9/11/96

BY: ACCIPITER COMMUNICATIONS, INC.

SWITCHED ACCESS SERVICE

**ORIGINAL**

(N)

6. Obligations of the Customer (Cont'd)

6.5 Identification and Rating of Toll VoIP – PSTN Traffic

A. Scope

VoIP-PSTN Traffic is defined as traffic exchanged between the Company end user and the customer in time division multiplexing (“TDM”) format that originates and/or terminates in Internet protocol (“IP”) format. This section governs the identification of Toll VoIP-PSTN Traffic that is required to be compensated at interstate access rates (unless the parties have agreed otherwise) as directed by the Federal Communications Commission in its Report and Order in WC Docket Nos. 10-90, etc., FCC Release No. 11-161 (November 18, 2011) (“FCC Order”). Specifically, this section establishes the method of separating Toll VoIP-PSTN Traffic from the customer’s traditional intrastate access traffic, so that such traffic can be billed in accordance with the FCC Order.

B. Rating of Toll VoIP-PSTN Traffic

The relevant VoIP-PSTN Traffic identified in accordance with this tariff section that is originated on the Company’s network that originates and/or terminates in IP format shall be billed for the period December 29, 2011 through July 12, 2012 at rates equal to the Company’s applicable tariffed interstate originating switched access rates as specified in the Company’s applicable federal access tariff; for the period July 13, 2012 through June 30, 2014 such traffic shall be billed at rates equal to the Company’s applicable tariffed intrastate originating switched access rates; and beginning July 1, 2014 such traffic shall be billed at rates equal to the Company’s applicable tariffed interstate originating switched access rates as specified in the Company’s applicable federal access tariff. No inference should be taken that intrastate toll VoIP traffic occurring prior to the effective date of the FCC Order is not subject to this Tariff. The terminating toll VoIP traffic will be billed at the federal access tariff rates and the traffic will be separated using a Percent VoIP Usage (PVU) factor; if provided by the customer.

(N)

**ORIGINAL**

SWITCHED ACCESS SERVICE

(N)

6. Obligations of the Customer (Cont'd)

6.5 Identification and Rating of Toll VoIP – PSTN Traffic (Cont'd)

C. Calculation and Application of Percent-VoIP-Usage Factor

1. The Company will determine the number of originating intrastate Toll VoIP-PSTN Traffic minutes of use (MOU) to which interstate rates will be applied under B., preceding, by applying an originating Percent VoIP Usage (PVU) factor to the total intrastate access MOU originated by a Company end user and delivered to the customer.
2. The Company will determine the number of terminating intrastate Toll VoIP-PSTN Traffic minutes of use (MOU) to which interstate rates will be applied under B., preceding, by applying a terminating PVU factor to the total intrastate access MOU terminated by a customer to the Company's end user.
3. The customer will calculate and furnish to the Company an originating PVU factor (along with the supporting documentation in 6.5, C.6 below) representing the whole number percentage of the customer's total originating intrastate access MOU that the customer receives from the Company and that is terminated in IP format and that would be billed by the Company as intrastate originating access MOU.
4. The customer will calculate and furnish to the Company a terminating PVU factor (along with the supporting documentation) representing the whole number percentage of the customer's total terminating intrastate access MOU that the customer sent to Company and which originated in IP format and that would be billed by the Company as intrastate terminating access MOU.
5. The customer shall not modify their reported PIU factor to account for VoIP- PSTN Traffic.

(N)

**ORIGINAL**

SWITCHED ACCESS SERVICE

(N)

6. Obligations of the Customer (Cont'd)

6.5 Identification and Rating of Toll VoIP – PSTN Traffic (Cont'd)

C. Calculation and Application of Percent-VoIP-Usage Factor (Cont'd)

6. Both the customer provided originating PVU factor and the terminating PVU factor shall be based on information such as the number of the customer's retail VoIP subscriptions in the state (e.g. as reported on F.C.C. Form 477), traffic studies, actual call detail or other relevant and verifiable information.
7. The customer shall retain the call detail, work papers, and information used to develop the PVU factors for a minimum of two years.
8. If the Customer does not furnish the Company with a PVU factor, the Company will utilize a PVU factor equal to zero.

D. Initial PVU Factor

1. If the customer provided the PVU factors to the Company by April 15, 2012, the Company will retroactively adjust the customer's bills to reflect the PVU as of December 29, 2011. If the Customer did not provide PVU factors by April 15, 2012, the Company will set the PVU factors equal to zero.

E. PVU Factor Updates

The customer may update the PVU factors quarterly using the method set forth in subsection 6.5,C.3 & C.4., preceding. Any updated PVU factors shall be forwarded to the Company no later than 15 days after the first day of January, April, July and/or October of each year. The revised PVU factors shall be based on data for the prior three months, ending the last day of December, March, June and September, respectively. The revised PVU factors will serve as the basis for future billing, and will be effective on the bill date of each such month, and shall serve as the basis for subsequent monthly billing until superseded by new PVU factors. No prorating or back billing will be done based on the updated PVU factors.

(N)

**ORIGINAL**

SWITCHED ACCESS SERVICE

(N)

6. Obligations of the Customer (Cont'd)

6.5 Identification and Rating of Toll VoIP – PSTN Traffic (Cont'd)

F. PVU Factor Verification

1. Not more than four times in any year, the Company may request from the customer an overview of the process used to determine the PVU factors, the call detail records, description of the method for determining how the end user originates and terminates calls in IP format, and other information used to determine the customer's PVU factors furnished to the Company in order to validate the PVU factors supplied. The customer shall comply, and shall reasonably supply the requested data and information within 15 days of the Company's request.
2. The Company may dispute a customer's PVU factor in writing based upon:
  - A review of the requested data and information provided by the customer,
  - The Company's reasonable review of other market information, F.C.C. reports on VoIP lines, such as F.C.C. Form 477 or state level results based on the F.C.C. Local Competition Report or other relevant data.
  - A change in a reported PVU factor by more than five percentage points from the preceding submitted factor.
3. If after review of the data and information, the customer and the Company establish a revised PVU factor, the Company may apply the revised PVU factor retroactively to the beginning of the quarter.

(N)

**ORIGINAL**

SWITCHED ACCESS SERVICE

(N)

6. Obligations of the Customer (Cont'd)

6.5 Identification and Rating of Toll VoIP – PSTN Traffic (Cont'd)

F. PVU Factor Verification (Cont'd)

4. If the dispute is unresolved, the Company may initiate an audit. The Company shall limit audits of the customer's PVU factor(s) to no more than twice per year. The customer may request that the audit be conducted by an independent auditor. In such cases the associated auditing expenses will be paid by the customer.
  - In the event that the customer fails to provide adequate records to enable the Company or an independent auditor to conduct an audit verifying the customer's PVU factor(s), the Company will bill the usage for all contested periods using the most recent undisputed PVU factor(s) reported by the customer. The PVU factor(s) will remain in effect until the audit can be completed.
  - During the audit, the most recent undisputed PVU factor(s) from the previous reporting period will be used by the Company.
  - The Company will adjust the customer's PVU factor(s) based on the results of the audit and implement the revised PVU factor(s) in the next billing period or quarterly report date, whichever is first. The revised PVU factor(s) will apply for the next two quarters before new factor(s) can be submitted by the customer.
  - If the audit supports the customer's PVU factor(s), the usage for the contested periods will be retroactively adjusted to reflect the customer's audited PVU factor(s).

(N)



SWITCHED ACCESS SERVICE

7. Rate Regulations


This section contains the specific regulations governing the rates and charges that apply for Switched Access Service.

7.1 Description and Application of Rates and Charges

There are two types of rates and charges that apply to Switched Access Service. These are usage rates and nonrecurring charges. These rates and charges are applied differently to the various rate elements as set forth in C. following.

A. Usage Rates

Usage rates are rates that apply only when a specific rate element is used. These are applied on a per access minute, a per call or per query basis. Per call and per query charges are accumulated over a monthly period.



ISSUED:

Effective: 9/11/96

BY: ACCIPITER COMMUNICATIONS, INC.

SWITCHED ACCESS SERVICE

7. Rate Regulations (Cont'd)

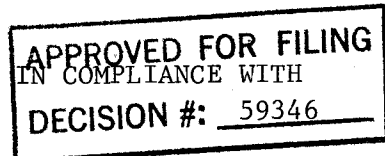
7.1 Description and Application of Rates and Charges (Cont'd)

B. Nonrecurring Charges

Nonrecurring charges are one-time charges that apply for a specific work activity (i.e., installation or change to an existing service). The types of nonrecurring charges that apply for Switched Access Service are: installation of service, installation of optional features and service rearrangements. These charges are assessed dependent on the Interface Group ordered for terminating the Local Transport at the customers POT. The Interface Group categories are: 1) Switched Access lines or trunks associated with Interface Groups 1, 2, 3, 4 and 5; 2) Switched Access lines or trunks associated with Interface Groups 6, 7 and 8; or 3) Switched Access lines or trunks associated with Interface Group 9, per Access Order. Each of these categories has a first and each additional line or trunk charge. These charges are set forth in 8 following.

1. Installation of Service

Nonrecurring charges apply to each Switched Access Service installed. For Switched Access Service, which is ordered on a per line or on a per trunk basis, the charge is applied per line or trunk. For Switched Access Service, which is ordered on a busy hour minutes of capacity basis, the charge is also applied on a per trunk basis but the charge applies only when the capacity ordered requires the installation of an additional trunk(s). The installation charges are applied on a first and each additional line or trunk basis per appropriate Interface Group category. If a customer orders multiple lines or trunks on the same Access Order, the first line or trunk is assessed the "first" installation charge and each additional line or trunk is assessed the "each additional" installation charge per appropriate Interface Group category, (i.e., Switched Access lines or trunks associated with Interface Groups 1, 2, 3, 4 and 5, Switched Access lines or trunks associated with Interface Groups 6, 7 and 8, Switched Access lines or trunks associated with Interface Group 9), per Access Order.



ISSUED:

Effective: 9/11/96

BY: ACCIPITER COMMUNICATIONS, INC.

**SWITCHED ACCESS SERVICE**

**7. Rate Regulations (Cont'd)**

**7.1 Description and Application of Rates and Charges (Cont'd)**

**B. Nonrecurring Charges (Cont'd)**


**2. Installation of Optional Features**

Nonrecurring charges apply for the installation of optional features available with Switched Access Service when the feature is installed subsequent to the initial installation of service.

**3. Service Rearrangements**

Service rearrangements are changes to existing services installed which do not result in either a change in the minimum period requirements, or a change in the physical location of the POT at a customer's premises or a customer's end user's premises. Changes which result in the establishment of new minimum period obligations are treated as disconnects and starts (e.g., a change in Switched Access Service Interface Group, Switched Access Service traffic type, STP Access Connection, STP Link and STP PORT). Changes in the physical location of the POT are treated as moves and are described and charged for as set forth in 7.5 following.

The charge to the customer for the service rearrangement is dependent on whether the change is administrative only in nature or involves an actual technical and/or physical change to the service.



ISSUED:

Effective: 9/11/96

BY: ACCIPITER COMMUNICATIONS, INC.

**SWITCHED ACCESS SERVICE**

**7. Rate Regulations (Cont'd)**

**7.1 Description and Application of Rates and Charges (Cont'd)**

**B. Nonrecurring Charges (Cont'd)**

**3. Service Rearrangements (Cont'd)**

Administrative changes will be made without charge(s) to the customer. Administrative changes are as follows:

- Change of customer name, (i.e., the customer of record does not change, but rather the customer of record changes its name, e.g., XYZ Company to XYZ Communications),
- Change of customer name as the result of a transfer of use of services,
- Change of customer or customer's end user's premises address when the change of address is not a result of a physical relocation of equipment,
- Change in billing data (name, address or contact name or telephone number),
- Change of agency authorization,
- Change of customer circuit identification,
- Change of billing account number,
- Change of customer test line number,
- Change of customer or customer's end user's contact name or telephone number, and
- Change of jurisdiction.

APPROVED FOR FILING  
IN COMPLIANCE WITH  
DECISION #: 59346

ISSUED:

Effective: 9/11/96

BY: ACCIPITER COMMUNICATIONS, INC.

SWITCHED ACCESS SERVICE

7. Rate Regulations (Cont'd)

7.1 Description and Application of Rates and Charges (Cont'd)

B. Nonrecurring Charges (Cont'd)

3. Service Rearrangements (Cont'd)

All other service rearrangements will be charged for as follows:

- If the change involves rearrangement of a customer's FGD Access Service from direct routed to tandem routed, no charge shall apply for the customer requested rearrangement as long as the following conditions are met:
  - Tandem routed access was not available to the end office at the time the end office was converted to an equal access office,
  - The customer was providing service in the relevant area prior to the availability of tandem routed access, and
  - The customer requests the rearrangement of its trunks from direct routed access to tandem routed access within six months of the first availability of tandem routed access in that area.
- If, due to technical limitations of the Company, a customer could not combine its 800 DB Access Service and/or 900 Access Service traffic with its other trunk side Switched Access Services, no charge shall apply to combine these trunk groups when it becomes technically possible.
- If, due to an office replacement, a customer requests conversion from one-way to two-way trunks and the request is made six months in advance of the office replacement due date, the nonrecurring charges will not apply.

APPROVED FOR FILING  
IN COMPLIANCE WITH  
DECISION #: 59346

ISSUED:

Effective: 9/11/96

BY: ACCIPITER COMMUNICATIONS, INC.

SWITCHED ACCESS SERVICE

7. Rate Regulations (Cont'd)

7.1 Description and Application of Rates and Charges (Cont'd)

B. Nonrecurring Charges (Cont'd)

3. Service Rearrangements (Cont'd)

For all other changes, including the addition of, or modifications to optional features, a charge equal to one-half the Local Transport nonrecurring (i.e., installation) charge will apply. This one-half nonrecurring charge is assessed the "first" installation charge for the first line or trunk and each additional line or trunk is assessed the "each additional" installation charge per appropriate Interface Group category, (i.e., Switched Access lines or trunks associated with Interface Groups 1, 2, 3, 4 and 5, Switched Access lines or trunks associated with Interface Groups 6, 7 and 8, Switched Access lines or trunks associated with Interface Group 9), per Access Order. If two or more optional features and charges are ordered on the same Access Order, the optional feature or change requiring the lowest level of work activity will apply. A maximum one-half nonrecurring charge will apply per Access Order for service rearrangements. When an optional feature is not required on each line or trunk but rather for an entire hunt or trunk group, an end office or an access tandem switch, only one such charge will apply (i.e., it will not apply per line or trunk). This one-half nonrecurring charge is assessed the "first" installation charge for the first line, trunk, end office or access tandem switch and each additional line, trunk, end office or access tandem switch is assessed the "each additional" installation charge per appropriate Interface Group category, per Access Order. Nonrecurring charges for service rearrangements are specified in 8 following.

For additions and changes to optional features associated with WATS Access Service, the one-half nonrecurring charge is assessed the "first" installation charge for the first line or trunk and each additional line or trunk is assessed the "each additional" installation charge for Interface Groups 6, 7 and 8, per Access Order. This charge applies for all Network Channel Interface (NCI) codes associated with a WATS access line.

APPROVED FOR FILING  
IN COMPLIANCE WITH  
DECISION #: 59346

ISSUED:

Effective: 9/11/96

BY: ACCIPITER COMMUNICATIONS, INC.

SWITCHED ACCESS SERVICE

7. Rate Regulations (Cont'd)

7.1 Description and Application of Rates and Charges (Cont'd)

B. Nonrecurring Charges (Cont'd)

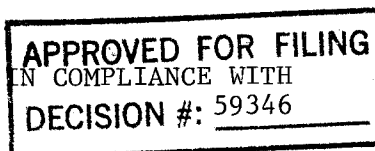
4. Rearrangement of 800 DB Access Service from Tandem Routed Access to Direct Routed Access

When the customer requests the rearrangement of 800 DB Access Service from tandem routed access to direct routed access, no charge shall apply for the customer requested rearrangement as long as the following conditions are met:

- The same customer premises, service type and Interface Group category are maintained with the exception of a change in service type as set forth in 7.4 following.
- The end office must subtend the tandem which service is being rearranged from.
- The customer must disconnect one trunk at the tandem for each rerouted end office trunk installed. Trunk rearrangements for more than one-for-one must be determined on an equivalent basis substantiated by industry accepted engineering standards and mutually agreed upon by the Company and the customer.
- The customer may specify a change in traffic type and direction (i.e., one-way to two-way) at the time the order is received.
- The customer may specify a change in optional features at the time the order is received. If the optional feature has a separate nonrecurring charge, that nonrecurring charge will apply.
- The Company must receive an ASR to connect 800 DB Access Service at the end office within six (6) months of the end office becoming SSP capable. The customer must place the order to disconnect from the tandem at the same time the order is placed to connect at the end office. This disconnect date may be negotiated with the Company not to exceed 90 days from the connect date.
- Customer specified rearrangement requests will be cooperatively negotiated with the customer and are subject to the availability of Company switching equipment and other existing facilities.

ISSUED:

BY: ACCIPITER COMMUNICATIONS, INC.



Effective: 9/11/96

SWITCHED ACCESS SERVICE

7. Rate Regulations (Cont'd)

7.1 Description and Application of Rates and Charges (Cont'd)

B. Nonrecurring Charges (Cont'd)

5. Rearrangement from Multifrequency Signaling to SS7 Out of Band Signaling on FGD Service

Rearrangement of existing FGD Switched Access Service from Multifrequency (MF) signaling to SS7 Out of Band Signaling trunk groups will be performed at Company tandems and end offices designated as having SS7 capabilities. Service Rearrangement charges will apply when the following conditions are met:

- The same customer premises, quantity of trunks, service type, routing, traffic type, interface group and optional features are maintained. Exceptions to this condition are set forth in H. following.
- The rearrangement of service from one-way to two-way transmission as well as from MF to SS7 Out of Band Signaling will be by trunk group(s) ordered and received at the same time.
- Multiple MF trunk groups may be combined into a single SS7 trunk group when all trunks within the group are traffic engineered as a unit and all the communications paths within the group are interchangeable.
- The disconnect date and the connect date is the same when rearranging trunk groups from MF to SS7 Out of Band Signaling.

Rearrangement charges from MF to SS7 Out of Band Signaling will be per trunk in each trunk group. The Service Order Rearrangement charge will be assessed per access order. The trunk rearrangement charge will be assessed in association with the Interface Group Category 1 through 5, 6 through 8 and 9. The trunk rearrangement charge will be applied per trunk in each SS7 Out of Band Signaling trunk group. The first trunk in the SS7 Out of Band Signaling trunk group will be charged the "first trunk" charge and each additional trunk in the same group will be charged the "each additional" trunk charge.


The Service Order Rearrangement charge and trunk rearrangement charge to change from MF to SS7 Out of Band Signaling are set forth in 8 following.

The description and application of rates and charges when rearranging FGD Service to SS7 Out of Band Signaling and Clear Channel Capability are set forth in H. following.

ISSUED:

BY: ACCIPITER COMMUNICATIONS, INC.

Effective: 9/11/96





SWITCHED ACCESS SERVICE

7. Rate Regulations (Cont'd)

7.1 Description and Application of Rates and Charges (Cont'd)

B. Nonrecurring Charges (Cont'd)

6. Rearrangement of Trunkside Access from Tandem Routing to Direct Routing or Direct Routing to Tandem Routing

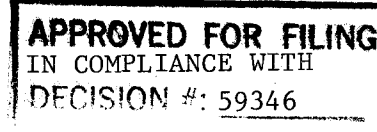
The following regulations will apply until December 31, 1995, for customers rearranging Trunkside Access from tandem to direct end office routing or from direct routing to tandem routing. These provisions exclude 800 DB Service (see exception in A., preceding) and Line side Access (except as set forth in 7.4, following). No charge shall apply for the customer requested rearrangement provided all of the following conditions are met.

- The same customer premises, service type and Interface Group category are maintained with the exception of a change in service type as set forth in 7.4, following.
- The end office must subtend the tandem which service is being rearranged to or from.
- The customer must disconnect one trunk at the end office or tandem for each rerouted tandem or end office trunk installed. Trunk rearrangements for more than one-for-one must be determined on a equivalent basis substantiated by industry accepted engineering standards and mutually agreed upon by the Company and the customer.
- The customer may specify a change in traffic type and direction (i.e., one-way to two-way) at the time the order is received.
- The customer may specify a change in optional features at the time the order is received. If the optional feature has a separate nonrecurring charge, that nonrecurring charge will apply. Requests for a rearrangement from MF to SS7 out of band signaling must be received on a separate access order.

ISSUED:

Effective: 9/11/96

BY: ACCIPITER COMMUNICATIONS, INC.



SWITCHED ACCESS SERVICE

7. Rate Regulations (Cont'd)

7.1 Description and Application of Rates and Charges (Cont'd)

B. Nonrecurring Charges (Cont'd)

6. Rearrangement of Trunkside Access from Tandem Routing to Direct Routing or Direct Routing to Tandem Routing (Cont'd)
  - The Company must receive an ASR to connect at the end office or access tandem no later than December 31, 1995, with a due date not to exceed 90 days unless facilities do not exist. If facilities are not available, no charge shall apply for the customer requested rearrangement when facilities become available. The customer must place the order to disconnect from the end office or tandem at the same time the order is placed to connect at the tandem or end office. The disconnect date may be negotiated with the Company not to exceed 90 days from the connect date.
  - Customer specified rearrangement requests will be cooperatively negotiated with the customer and are subject to the availability of Company switching equipment and other existing facilities.
7. The installation nonrecurring charges will be waived until December 31, 1995, when a customer requests facilities from a higher capacity to a lower capacity or from a lower capacity to a higher capacity be installed.

C. Application Of Rates

1. Local Transport and Local Switching rates are applied per access minute.
2. Where originating and/or terminating recording capability does not exist for FGA provided to an entry switch, the number of access minutes will be assumed as set forth in 7.6 following.
3. The Company will provide written notification to all access customers of record within a particular LATA that an end office in that LATA is scheduled to be converted to an equal access end office. This notification will be sent, via certified U.S. Mail, to each customer of record in the LATA where the conversion is scheduled to occur, at least six months in advance of the conversion date.
4. The customer will have the choice of converting existing services to equal access (i.e., originating and terminating Feature Group D) at no charge, pursuant to the conditions set forth in 7.4 following, or retaining the existing services.
5. When originating FGD is not available in an end office, and terminating FGD service to an access tandem in a LATA is available, such terminating FGD service may be used, at the option of the customer, to terminate FGD calls to that end office. FGD rates apply to all access minutes associated with such calls.

ISSUED:

BY: ACCIPITER COMMUNICATIONS, INC.

Effective: 9/11/96

APPROVED FOR FILING  
IN COMPLIANCE WITH  
DECISION #: 59346

SWITCHED ACCESS SERVICE

7. Rate Regulations (Cont'd)

7.1 Description and Application of Rates and Charges (Cont'd)

D. 900 Access Service Customer Identification Charge (CIC)

A 900 Access Service Customer Identification Charge is assessed for each 900 call delivered to the customer. This charge is in addition to the rates and charges for the rate categories described in 1.2 preceding, which are applicable to all Switched Access Services. The per-call rate is set forth in 8.2 following.

E. 900 Access Service Nonrecurring Charge

In addition to the rates and charges for the rate categories as described in 1.2 preceding, which are applicable to all Switched Access Services, the following charges apply to 900 Access Service:

1. There are two additional charges which apply to 1+900 Service to activate the 900 NXX code(s) for each end office. These charges are assessed on a first and subsequent NXX per access order, per screening location. The screening location, end office or tandem, is determined by where the six digit translation of the 900 NXX portion of the dialed number is performed. These charges are set forth in 8 following.
2. There are two additional charges which apply to Expanded 0+900 Service to activate the Expanded 900 Option. These charges are assessed per access order, per screening location, end office or tandem with NXX activity or can be ordered without NXX activity. The Expanded 900 Option is not offered without 1+900 Access Service within a LATA and is available only with Feature Group D Service in suitably equipped Company end offices. These charges are set forth in 8 following.

ISSUED:

Effective: 9/11/96

BY: ACCIPITER COMMUNICATIONS, INC.

APPROVED FOR FILING  
IN COMPLIANCE WITH  
DECISION #: 59346

SWITCHED ACCESS SERVICE

7. Rate Regulations (Cont'd)

7.1 Description and Application of Rates and Charges (Cont'd)

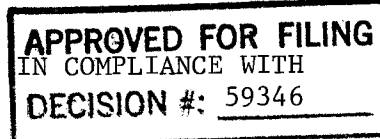
F. 800 DB Access Service Rates and Charges

An 800 Carrier Identification Charge is assessed per call to the service provider the call is delivered to in accordance with SMS/800 information residing in the Company's SCP.

A POTS Translation Charge is assessed per call, in addition to the 800 Carrier Identification Charge, when the POTS number is delivered to the service provider instead of the 800 number in accordance with SMS/800 information residing in the Company's SCP. The POTS Translation feature is described in 2.5 preceding.

A Call Handling and Destination Feature Charge is assessed on a per-query basis, in addition to the Carrier Identification Charge and the POTS Translation Charge, to the service provider the call is delivered to for each 800 query to the Company's SCP that utilizes a Call Handling and Destination feature as described in 2.5 preceding. The query rate is assessed for all completed queries whether or not the actual 800 call is delivered to the service provider.

These rates and charges are in addition to the rates and charges for the rate categories described in 1.2 preceding, which are applicable to all Switched Access Service. The 800 Data Base Access Service rates are set forth in 8.2 following.



ISSUED:

Effective: 9/11/96

BY: ACCIPITER COMMUNICATIONS, INC.

SWITCHED ACCESS SERVICE


7. Rate Regulations (Cont'd)

7.1 Description and Application of Rates and Charges (Cont'd)

G. Multiple POTS Tandem Sectorization Nonrecurring Charge

The nonrecurring charges for MPTS are described as follows:

1. The MPTS ASR charge applies when a customer is ordering MPTS without associated trunk activity on the same order. This charge applies whether the order is to initially add sectors or make rearrangements to an existing sector(s). Trunk activity includes installing new trunks, adding additional trunks, rearranging existing trunks or removing trunks. This charge is in addition to the MPTS establishment charge (without associated trunk activity) and the MPTS rearrangement charge (without associated trunk activity).
2. The MPTS establishment charge (without associated trunk activity) applies when a customer orders MPTS service without associated trunk activity on the same order. The MPTS establishment charge (with associated trunk activity) applies when a customer orders MPTS service with associated trunk activity on the same order.
3. The MPTS rearrangement charge (without associated trunk activity) applies when a customer orders rearrangements to established MPTS service without associated trunk activity on the same order. The MPTS rearrangement charge (with associated trunk activity) applies when a customer orders rearrangements to established MPTS service with associated trunk activity on the same order. These charges are set forth in 8.1 following.



ISSUED:

Effective: 9/11/96

BY: ACCIPITER COMMUNICATIONS, INC.

SWITCHED ACCESS SERVICE

7. Rate Regulations (Cont'd)

7.1 Description and Application of Rates and Charges (Cont'd)

H. Clear Channel Capability (CCC)

When Clear Channel Capability (CCC) is ordered and installed coincident with the initial installation of FGD Service, a CCC nonrecurring charge applies per trunk group in addition to the initial installation charge(s) for FGD Service. Rates and charges for CCC are as set forth in 8 following.

When CCC is ordered on existing trunk-side service, the service may be rearranged when the following conditions are met:

1. The customer changes from FGD Service with multifrequency signaling to FGD Service with SS7 Out of Band Signaling and Clear Channel Capability with no other change in optional features.
2. The customer changes from FGD Service with SS7 Out of Band Signaling to FGD Service with SS7 Out of Band Signaling and Clear Channel Capability with no other change in optional features.
3. The same customer premises, quantity of trunks, service type, direct routing and Interface Group Category 6 or 9 are maintained.
4. The traffic type on FGD Service is changed to the Clear Channel Capability originating and/or terminating traffic type as set forth in 1.1 preceding.
5. All service orders are received at the same time and the disconnect date and the connect date are the same when rearranging trunk groups from MF to SS7 Out of Band Signaling with Clear Channel Capability.
6. Multiple MF trunk groups may be combined into a single SS7 trunk group with Clear Channel Capability when all trunks within the group are traffic engineered as a unit and all the communication paths within the group are interchangeable.

APPROVED FOR FILING  
IN COMPLIANCE WITH  
DECISION #: 59346

ISSUED:

Effective: 9/11/96

BY: ACCIPITER COMMUNICATIONS, INC.

SWITCHED ACCESS SERVICE

7. Rate Regulations (Cont'd)

7.1 Description and Application of Rates and Charges (Cont'd)

H. Clear Channel Capability (CCC) (Cont'd)

Rearrangement charges from FGD Service with multifrequency signaling to FGD Service with SS7 Out of Band Signaling and Clear Channel Capability will be assessed the nonrecurring charges as set forth in 8 following.

Rearrangement charges from FGD Service with SS7 Out of Band Signaling to FGD Service with SS7 Out of Band Signaling and Clear Channel Capability will be assessed the "first trunk" charge in association with interface Group Category 6 or 9 service. Each additional trunk will be assessed the "each additional trunk" charge in association with Interface Group Category 6 or 9 service. The nonrecurring charge for Clear Channel Capability, as set forth in 8 following, is assessed per trunk group in addition to the nonrecurring charges per trunk as set forth in 8 following.

The removal of the CCC arrangement from existing trunk-side service will be treated as a discontinuance of the existing service and installation of new service. All associated nonrecurring installation charges will apply for the new service. A new minimum period will be established for the new service.

7.2 Minimum Periods

Switched Access Service is provided for a minimum period of one month for Feature Groups A, B and C and three months for Feature Group D, 800 DB Access Service and 900 Access Service.

7.3 Minimum Monthly Charge

The minimum monthly charge for the Local Transport and Local Switching rate elements is the sum of the charges set forth in 8 following, for the measured or assumed usage for the month.

APPROVED FOR FILING  
IN COMPLIANCE WITH  
DECISION #: 59346

ISSUED:

Effective: 9/14/96

BY: ACCIPITER COMMUNICATIONS, INC.

SWITCHED ACCESS SERVICE

7. Rate Regulations (Cont'd)

7.4 Change of Switched Access Service Type

Changes from one type of Switched Access Service to another will be treated as a discontinuance of one type of service and a start of another. Nonrecurring charges will apply with two exceptions.

- A. When a customer upgrades a Feature Group A or B service to a Feature Group D service, the nonrecurring charge will not apply if the following conditions are met:
  - 1. The same customer premises is maintained, and
  - 2. The orders for the disconnect of the FGA or FGB service and the start of FGD service are placed with the Company at the same time, and
  - 3. The customer requests the same effective date for both the disconnect of service and start of service orders, or
  - 4. The customer requests the FGA or FGB service be disconnected no more than 90 days after the start of the FGD service.
- B. When a FGC service is upgraded to a FGD service, the nonrecurring charge will not apply. Because FGC is no longer available in an end office once the end office is equipped with equal access capabilities, (i.e., FGD), such upgrades will be performed by the Company without the customer being required to place an order for the change unless the customer specifies a change in quantity of transmission paths.
- C. If a customer has the optional feature, Multiple POTs Tandem Sectorization (MPTS) and a FGC end office is upgraded to a FGD end office within the tandem serving area, the MPTS nonrecurring charges do not apply.
- D. When the effective dates for the disconnect and start of service are the same, minimum period obligations will not change, (i.e., the time elapsed in the existing minimum period obligations will be credited to the minimum period obligations for FGD). When the effective dates for the disconnect and start of service are different, new minimum period obligations will be established for the FGD service. For all other changes from one type of Feature Group to another, new minimum period obligations will also be established.

APPROVED FOR FILING  
IN COMPLIANCE WITH  
DECISION #: 59346

ISSUED:

BY: ACCIPITER COMMUNICATIONS, INC.

Effective: 9/11/96



**SWITCHED ACCESS SERVICE**

**7. Rate Regulations (Cont'd)**

**7.5 Moves**

A move involves a change in the physical location of one of the following:


- The POT at the customer's premises
- The customer's premises

The charges for the move are dependent on whether the move is to a new location within the same building or to a different building within the same serving wire center or to a different serving wire center. The move charges are applicable to Switched Access lines, trunks and optional features as they exist at the current location. Any changes to the existing services made in conjunction with the move will be treated as a discontinuance and a start of service and all associated nonrecurring charges and new minimum period requirements will apply. The addition of lines and trunks made in conjunction with the move will be treated as a new installation of service and appropriate nonrecurring installation charges and new minimum period requirements will apply. Additional lines or trunks are assessed the "each additional" installation charge per appropriate Interface Group category, (i.e., Switched Access lines or trunks associated with Interface Groups 1, 2, 3, 4 and 5, Switched Access lines or trunks associated with Interface Groups 6, 7 and 8, Switched Access lines or trunks associated with Interface Group 9), per Access Order.

**A. Moves Within the Same Serving Wire Center**

**1. Within the Same Building**

The charge for moves to a new location within the same building will be an amount equal to one-half of the nonrecurring move charge for the capacity affected. This one-half nonrecurring charge per Access Order, is applied per line or trunk. The first line or trunk is assessed the "first" move charge and each additional line or trunk is assessed the "each additional" move charge per appropriate Interface Group category (i.e., Switched Access lines or trunks associated with Interface Groups 1, 2, 3, 4 and 5, Switched Access lines or associated with Interface Groups 6, 7 and 8, Switched Access lines or associated with Interface Group 9). per Access Order. There will be no change in the minimum period requirements.



ISSUED:

Effective: 9/11/96

BY: ACCIPITER COMMUNICATIONS, INC.

SWITCHED ACCESS SERVICE

7. Rate Regulations (Cont'd)

7.5 Moves (Cont')

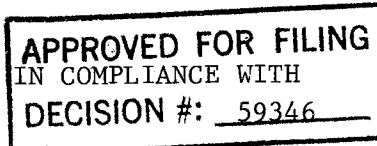
A. Moves Within the Same Serving Wire Center (Cont'd)

2. To a Different Building

The charge for moves to a new location in a different building involves the customer relocation of a Switched Access POT. The first line or trunk is assessed the "first" move charge and each additional line or trunk is assessed the "each additional" move charge per appropriate Interface Group category, (i.e., Switched Access lines or trunks associated with Interface Groups 1, 2, 3, 4 and 5, Switched Access lines or trunks associated with Interface Groups 6, 7 and 8, Switched Access lines or trunks associated with Interface Group 9), per Access Order. New minimum period requirements at the different building will be established for the new service. The customer will also remain responsible for satisfying all outstanding minimum period charges for the discontinued service.

B. Moves To A Different Serving Wire Center

The charge for moves to a different serving wire center, either to a different location or within the same building, involves the customer relocation of the Switched Access POTS. The first line or trunk is assessed the "first" move charge and each additional line or trunk is assessed the "each additional" move charge per appropriate Interface Group category, (i.e., Switched Access lines or trunks associated with Interface Groups 1, 2, 3, 4, and 5, Switched Access lines or trunks associated with Interface Groups 6, 7, and 8, Switched Access lines or trunks associated with Interface Group 9), per Access Order. New minimum period requirements at the different serving wire center will be established for the new service. The customer will also remain responsible for satisfying all outstanding minimum period charges for the discontinued service.



ISSUED:

Effective: 9/11/96

BY: ACCIPITER COMMUNICATIONS, INC.

SWITCHED ACCESS SERVICE

7. Rate Regulations (Cont'd)

7.6 Measuring Access Minutes


Customer traffic to end office switches will be measured (i.e., recorded or assumed) by the Company at end office switches or access tandem switches. Originating and terminating calls will be measured (i.e., recorded or assumed) by the Company to determine the basis for computing chargeable access minutes. For terminating calls over FGA, FGB, FGC to 800 and FGD, and for originating calls over FGA used for resale, FGB, FGC (where measurement capability is available), and FGD, the measured minutes are the chargeable access minutes. For originating calls over FGA not used for resale, and FGC (where measurement capability is not available), chargeable originating access minutes are derived from recorded minutes in the following manner.

Step 1:

Obtain recorded originating minutes and messages (measured as set forth in A. and C. following, for FGA not used for resale and FGC where measurement capability is not available, respectively) from the appropriate recording data.

Step 2:

Obtain the total messages and attempts by multiplying the originating measured messages by the "attempts per message ratio". "Attempts per message ratios" (A/M) are obtained separately for the major call categories such as DDD, operator, 800 and 900, from a sample study which analyzes the ultimate completion status of the total attempts which receive acknowledgment from the customer. That is, Measured Messages divided by Completion Ratio equals Total Attempts.



ISSUED:

Effective: 9/11/96

BY: ACCIPITER COMMUNICATIONS, INC.

SWITCHED ACCESS SERVICE

7. Rate Regulations (Cont'd)

7.6 Measuring Access Minutes (Cont'd)

Step 3:

Obtain the total non-conversation time additive (NCTA) by multiplying the total attempts (obtained in Step 2) by the NCTA per attempt ratio. The NCTA per attempt ratio is obtained from the sample study identified in Step 2 by measuring the non-conversation time associated with both completed and incomplete attempts. The total NCTA is the time on a completed attempt from customer acknowledgment of receipt of call to called party answer (set up and ringing) plus the time on an incomplete attempt from customer acknowledgment of call until the access tandem or end office receives a disconnect signal (ring - no answer, busy or network blockage). That is, Total Attempts times Non-Conversation Time per Attempt Ratio equals Total NCTA.

Step 4:

Obtain total chargeable, originating access minutes by adding the total NCTA (obtained in Step 3) to the recorded originating measured minutes (obtained in Step 1). That is, Measured Minutes plus NCTA equals Chargeable Originating Access Minutes.

Following is an example which illustrates how the chargeable originating access minutes are derived from the measured originating minutes using this formula.

Where: Measured Minutes (M. Min.)	.....	=	7,000
Measured Messages (M. Mes.)	.....	=	1,000
Attempts Per Message Ratio (A/M)	.....	=	1.3330
NCTA Per Attempt	.....	=	.4
1. Total Attempts = 1,000 (M. Mes.) x 1.333	.....	=	1,333
2. Total NCTA = .4 (NCTA per Attempt) x 1,333	..	=	533.2
3. Total Chargeable Originating Access Minutes =			
7,000 (M. Min.) + 533.2 (NCTA)	.....	=	7,533.2

When assumed minutes are used, the assumed minutes are the chargeable access minutes.

APPROVED FOR FILING  
IN COMPLIANCE WITH  
DECISION #: 59346

ISSUED:

BY: ACCIPITER COMMUNICATIONS, INC.

Effective: 9/11/96

**SWITCHED ACCESS SERVICE**

**7. Rate Regulations (Cont'd)**

**7.6 Measuring Access Minutes (Cont'd)**

FGA access minutes or fractions thereof, the exact value of the fraction being a function of the switch technology where the measurement is made, are accumulated over the billing period for each line or hunt group, and are then rounded up to the nearest access minute for each line or hunt group. FGB, FGC and FGD access minutes or fractions thereof, the exact value of the fraction being a function of the switch technology where the measurement is made, are accumulated over the billing period for each end office. and are then rounded up to the nearest access minute for each end office.

Assumed minutes are used for FGA services which originate or terminate in end offices not equipped with measurement capabilities

The following assumed minutes are used in the computation of Switched Access Service charges.

The assumed average in intrastate access minutes are as set forth following.

When a FGA service arranged for two way calling provided when neither the originating nor terminating access minutes are recorded, the assumed average intrastate access minutes are 7374 access minutes. 3471 access minutes are assumed to be originating and 3903 access minutes are assumed to be terminating. Where recording capability exists for either originating or terminating usage, but not both, on a line arranged for two way calling, the number of access minutes per line will be an assumed 7374 or the recorded usage, whichever is greater. If the usage in the measured direction exceeds 7374 access minutes, it will be assumed that there is zero usage in the unmeasured direction. If the measured usage is less than 7374 access minutes, the usage in the unmeasured direction will be assumed to be 7374 access minutes minus the measured usage (e.g., 7374 - 4000 measured = 3374 assumed in unmeasured direction).

**APPROVED FOR FILING**  
IN COMPLIANCE WITH  
DECISION #: 59346

ISSUED:

Effective: 9/11/96

BY: ACCIPITER COMMUNICATIONS, INC.

**SWITCHED ACCESS SERVICE**

**7. Rate Regulations (Cont'd)**


**7.6 Measuring Access Minutes (Cont'd)**

When a service arranged for originating calling only is provided where originating access minutes are not recorded, the assumed average originating access minutes are 3471 access minutes and no terminating access minutes will apply.

When a service arranged for terminating calling only is provided where terminating access minutes are not recorded, the assumed average terminating access minutes are 3903 access minutes and no originating access minutes will apply.

**A. Feature Group A Usage Measurement**

1. For originating calls over FGA, usage measurement begins when the originating FGA entry switch receives an off-hook supervisory signal forwarded from the customer's POT. (Where FGA is used for resale, this off-hook signal is generally provided by the customer's equipment. Where FGA is not used for resale, the off-hook signal is generally forwarded by the customer's equipment when the called party answers.)
2. The measurement of originating call usage over FGA ends when the originating FGA entry switch receives an on-hook supervisory signal from either the originating end user's end office, indicating the originating end user has disconnected, or the customer's POT, whichever is recognized first by the entry switch.
3. For terminating calls over FGA, usage measurement begins when the terminating entry switch receives an off-hook supervisory signal from the terminating end user's end office, indicating the terminating end user has answered. The measurement of terminating call usage over FGA ends when the terminating FGA entry switch receives an on-hook supervisory signal from either the terminating end user's end office, indicating the terminating end user has disconnected, or the customer's POT, whichever is recognized first by the entry switch.



ISSUED:

Effective: 9/11/96

BY: ACCIPITER COMMUNICATIONS, INC.

**SWITCHED ACCESS SERVICE**

**7. Rate Regulations (Cont'd)**

**7.6 Measuring Access Minutes (Cont'd)**

**B. Feature Group B Usage Measurement**

1. For originating calls over FGB, usage measurement begins when the originating FGB entry switch receives answer supervision forwarded from the customer's POT, indicating the customer's equipment has answered.
2. The measurement of originating call usage over FGB ends when the originating FGB entry switch receives disconnect supervision from either the originating end user's end office, indicating the originating end user has disconnected, or the customer's POT, whichever is recognized first by the entry switch.
3. For terminating calls over FGB, usage measurement begins when the terminating FGB entry switch receives answer supervision from the terminating end user's end office, indicating the terminating end user has answered.
4. The measurement of terminating call usage over FGB ends when the terminating FGB entry switch receives disconnect supervision from either the terminating end user's end office, indicating the terminating end user has disconnected, or the customer's POT, whichever is recognized first by the entry switch.

**APPROVED FOR FILING**  
IN COMPLIANCE WITH  
**DECISION #:** 59346

ISSUED:

Effective: 9/11/96

BY: ACCIPITER COMMUNICATIONS, INC.

ORIGINAL

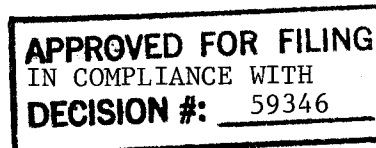
SWITCHED ACCESS SERVICE

7. Rate Regulations (Cont'd)

7.6 Measuring Access Minutes (Cont'd)

C. Feature Group C Usage Measurement

1. For originating calls over FGC, if measurement capabilities are not available, usage measurement begins when the originating FGC entry switch receives answer supervision from the customer's POT, indicating the called party has answered. If measurement capabilities are available, usage measurement begins when the originating FGC entry switch receives the first wink supervisory signal forwarded from the customer's POT.
2. The measurement of originating call usage over FGC ends when the originating FGC entry switch receives disconnect supervision from either the originating end user's end office, indicating the originating end user has disconnected, or the customer's POT, whichever is recognized first by the entry switch.
3. For terminating calls over FGC to services other than 800 or 900, terminating FGC usage may not be directly measured at the terminating entry switch, but may be imputed from originating usage, excluding usage from calls to 800 or 900 Services. Actual measured usage will be used where available rather than an imputed value.
4. For terminating calls over FGC to 800 Service, usage measurement begins when the terminating FGC entry switch receives answer supervision from the terminating end user's end office, indicating the terminating 800 Service end user has answered.
5. The measurement of terminating call usage over FGC to 800 Service ends when the terminating FGC entry switch receives an on-hook supervisory signal from the terminating end user's end office, indicating the terminating 800 Service end user has disconnected, or from the customer's POT, whichever is recognized first by the entry switch.



ISSUED:

Effective: 9/11/96

BY: ACCIPITER COMMUNICATIONS, INC.



**SWITCHED ACCESS SERVICE**

**7. Rate Regulations (Cont'd)**

**7.6 Measuring Access Minutes (Cont'd)**

**D. Feature Group D Usage Measurement**

**1. Originating Usage Measurement**

**a. Multifrequency Signaling**

- For originating calls over FGD, usage measurement begins when the originating FGD entry switch receives the first wink supervisory signal forwarded from the customer's POT.
- The measurement of originating call usage over FGD ends when the originating FGD entry switch receives disconnect supervision from either the originating end user's end office, indicating the originating end user has disconnected, or the customer's POT, whichever is recognized first by the entry switch.

**b. SS7 Out of Band Signaling**


- For originating calls over FGD, usage measurement on direct trunks begins when the FGD entry switch sends an Initial Address Message (IAM). The usage measurement for tandem trunks begins when the FGD entry switch receives an Exit Message (EXM).
- The measurement of originating call usage over FGD with SS7 Out of Band Signaling ends when a Release Message is sent or received by the originating end user's end office, whichever occurs first.

**2. Terminating Usage Measurement**

- For terminating calls over FGD, the measurement of access minutes begins when the terminating FGD entry switch receives answer supervision from the terminating end user's end office, indicating the terminating end user has answered.
- The measurement of terminating call usage over FGD ends when the terminating FGD entry switch receives disconnect supervision from either the terminating end user's end office, indicating the terminating end user has disconnected, or the customer's POT, whichever is recognized first by the entry switch.

ISSUED:

BY: ACCIPITER COMMUNICATIONS, INC.



Effective: 9/11/96

**SWITCHED ACCESS SERVICE**

**7. Rate Regulations (Cont'd)**

**7.7 Application of Rates for Extension Service**


Feature Group A Switched Access Service is available with extensions, i.e., additional terminations of the service at different building(s) in the same or a different exchange or in the same or a different LATA. Feature Group A extensions within the same exchange are provided and charged for as set forth in NECA Tariff FCC No. 5, Section 4.9. Feature Group A extensions in different exchanges and/or LATAs are provided and charged for as Private Line Access Service. The rate elements which apply are: A Voiceband/Data Service Channel Connection (Base Rate Area Channel Connection could also apply), Channel Transmission Parameter(s), Transport Facilities and Signaling.

**7.8 Message Unit Credit**

Calls from end users to the seven digit local telephone numbers associated with Feature Group A Switched Access Service are subject to charges in the Basic Local Exchange tariff (five lines and under) or the Exchange and Network Services catalog (six lines and over) including message unit and toll charges as applicable. The monthly bills rendered to customers for their Feature Group A Switched Access Service for which Carrier Common Line rates apply will include a credit to reflect any message unit charges collected from their end users as described preceding. The credit will apply for recorded originating usage or for assumed originating usage, as appropriate, for the service provided. When the credit applied on assumed levels of usage, such credit will not exceed the assumed levels of usage as set forth in 7.6 preceding. No Message Unit Credit will apply for any terminating access minutes. The Message Unit Credit for originating access minutes is as set forth in 8 following.

**7.9 Local Information Delivery Services**

Calls over Switched Access in the terminating direction to certain community information services (e.g., 976) will be rated under the applicable rates for Switched Access Service as set forth in 8 following. In addition, non-access charges will also apply in accordance with the Information Provider's applicable service rates when the Company performs the billing function for that Information Provider.



ISSUED:

Effective: 9/11/96

BY: ACCIPITER COMMUNICATIONS, INC.

**SWITCHED ACCESS SERVICE**

**7. Rate Regulations (Cont'd)**

**7.10 Mileage Measurement**

The mileage to be used to determine the monthly rate for the Local Transport is calculated on the airline distance between the end office switch where the call carried by Local Transport originates or terminates and the customers serving wire center, except as set forth in A. through F. following. The V&H coordinates method is used to determine mileage. This method is set forth in the NECA Tariff F.C.C. No. 4 for Wire Center Information (V&H coordinates).

Mileage is shown in 8 following, in terms of mileage bands. To determine the rate to be billed, first compute the mileage using the V&H coordinates method, then find the band into which the computed mileage falls and apply the rate shown for that band. If the calculation results in a fraction of a mile, always round up to the next whole mile before determining the mileage band and applying the rates.

Exceptions to the mileage measurement rules are as follows:

- A. Mileage for access minutes in the originating direction over Feature Group A Switched Access Service for which Carrier Common Line rates apply will be calculated on an airline basis, using the V&H coordinates method, between the end office switch where the Feature Group A switching dial tone is provided and the customers serving wire center for the Switched Access provided. For Feature Group A Switched Access Service provided from an end office switch without measurement capability, mileage for access minutes in the terminating direction will be calculated as set forth preceding.
- B. When a non AT&T customer's premises is within five miles of an AT&T Class 4 office, the Local Transport mileage for a call which is carried over a Switched Access Service, originating or terminating through an end office switch, shall be the distance as would be determined from that end office switch to the serving wire center for that AT&T Class 4 office unless the customer specifies that for an entire LATA, it wants all measurements determined from its serving wire center. This designation (i.e., which serving wire center to use in calculating mileage) may be changed only once in any 12 month period. Such change will be made without charge(s) to the customer.

**APPROVED FOR FILING**  
IN COMPLIANCE WITH  
**DECISION #:** 59346

ISSUED:

Effective: 9/11/96

BY: ACCIPITER COMMUNICATIONS, INC.

SWITCHED ACCESS SERVICE

7. Rate Regulations (Cont'd)

7.10 Mileage Measurement (Cont'd)

- C. With the exception of FGD MPTS as described in 1.2. A.2.d. preceding, when the Alternate Traffic Routing optional feature is provided with originating FGB, FGC, FGC MPTS or FGD to provide service from an end office to different customer premises locations, Local Transport access minutes will be apportioned between the transmission routes used to provide this feature. When the feature is provided at an end office switch, or to the subtending end offices when the feature is provided at an access tandem switch, the total Local Transport access minutes for that end office will be apportioned among the trunk groups accessing the end office on the basis of the individual capacity, (i.e., busy hour minutes or number of trunks), ordered for each of those trunk groups. A 30 BHM capacity per trunk will be applied when ordered in trunks. This apportionment will serve as the basis for the Local Transport mileage calculation. The customer will be billed accordingly. The Local Transport rate will be applied to the apportioned minutes of use for each route.
- D. Local Transport mileage for access minutes originating from or terminating at a remote switching system or module (RSS or RSM) will be calculated on an airline basis between the customer premises serving wire center and the end office switch that serves as the host office for the RSS or RSM, unless the Local Transport mileage can be calculated from the serving wire center to the RSS or RSM.

APPROVED FOR FILING  
IN COMPLIANCE WITH  
DECISION #: 59346

ISSUED:

Effective: 9/11/96

BY: ACCIPITER COMMUNICATIONS, INC.

ORIGINAL

SWITCHED ACCESS SERVICE

7. Rate Regulations (Cont'd)

7.10 Mileage Measurement (Cont'd)

- E. When Feature Group B, C or D Switched Access Service is terminated from multiple customer premises through an access tandem or is terminated from multiple customer premises directly to an end office, the customer shall provide to the Company the percentage of traffic from each POT to each end office. The mileage to be used to determine the Local Transport rate is calculated as set forth preceding. However, the appropriate access minutes for each POT that terminates traffic through the access tandem or directly to the end office will be determined by applying the percentages provided by the customer to the total access minutes recorded at each end office.

Effective on the first of January, April, July and October of each year, the customer may report changes to the percentages of terminating Feature Group B, C and D services. The customer shall forward to the Company, to be received no later than 15 days after the first of each such month, a revised report showing the designation of the terminating minutes for the past three months ending the last day of December, March, June and September, respectively, for each service. The revised report will serve as a basis for the next three months' billing and will be effective on the next bill date for that service. No prompting or back billing will be done based on the report.

If the customer does not furnish a report to the Company stating the percentages on Feature Group B, C and D Services terminated from multiple customer premises through an access tandem or terminated from multiple customer premises directly to an end office, the total Local Transport access minutes for that end office will be apportioned among the trunk groups accessing the end office on the basis of the individual capacity, (i.e., busy hour minutes or number of trunks), ordered for each of those trunk groups. A 30 BHM capacity per trunk will be applied when ordered in trunks.

APPROVED FOR FILING  
IN COMPLIANCE WITH  
DECISION #: \_\_\_\_\_

ISSUED:

Effective: 9/14/96


BY: ACCIPITER COMMUNICATIONS, INC.

SWITCHED ACCESS SERVICE

7. Rate Regulations (Cont'd)

7.10 Mileage Measurement (Cont'd)

- F. When the Local Transport for Switched Access Service is provided by the Company and the end user connection is provided by a CEC or RCC, mileage for Access will be calculated on an airline basis, using the V&H Coordinate Method, between the customer's serving wire center and the serving wire center where the Company physically interconnects with the CEC or RCC.
- G. When jointly provisioned Switched Access Service is provided between the Company and another Exchange Telephone Company in conjunction with 800 DB Access Service and ANI cannot be identified, the Company and the other Exchange Telephone Company will mutually agree upon an end office designation to determine an existing end office that reflects the closest mileage measurement to the average Local Transport miles. This end office designation can then be used for purposes of determining the appropriate mileage by using the V&H coordinate method. When the ANI can be determined, the originating end office will be used to determine the Local Transport mileage.



ISSUED:

Effective: 2/11/86

BY: ACCIPITER COMMUNICATIONS, INC.

SWITCHED ACCESS SERVICE

7. Rate Regulations (Cont'd)

7.11 Shared Use

Shared Use (i.e., Switched Access Services and Private Line Access Services provided over analog or digital high capacity facilities) is allowed. Access Services provided over high capacity facilities to a customer location will be ordered and provided as individual services, either Switched Access Service or Private Line Access Service. When placing the order for the individual service(s), the customer must specify a channel assignment for each service ordered.

7.12 Terminating FX/ONAL

When FX/ONAL service is used in the terminating direction to access NXXs outside of the local calling area in which the first point of switching is located, but within the LATA, access rates in this document will not apply. This is Message Toll Service and Message Toll Service will apply.

APPROVED FOR FILING  
IN COMPLIANCE WITH  
DECISION #: 59346

ISSUED:

Effective: 9/1/96

BY: ACCIPITER COMMUNICATIONS, INC.

SWITCHED ACCESS SERVICE

**8. Rates and Charges**

**8.1 Switched Transport**

A. Entrance Facility Monthly Rates

1. Reserved for Future Use

B. Direct Trunked Transport Monthly Rates

Rate Bands	<u>Monthly Rate</u>		
	<u>Fixed</u>	<u>Per Mile</u>	
1. Voice Grade – Two or Four Wire	\$56.68	\$5.83	(I)
2. High Capacity DS1	142.05	27.38	(I)
3. High Capacity DS3	912.18	238.50	(I)
4. Multiplexing, Per Arrangement:			
DS3 to DS1	804.04	-	
DS1 to Voice	310.43	-	

C. Tandem Switched Transport Usage Rates

Mileage Bands	<u>Rate per Access Minute</u>	
	<u>Fixed</u>	<u>Per Mile</u>
1. Tandem Transmission – Originating:		
Over 0 to 8	\$0.000431	\$0.000024
Over 8 to 25	0.000480	0.000025
Over 25 to 50	0.000490	0.000025
Over 50	0.000551	0.000027
2. Tandem Transmission – Terminating	0.002234	0.000430

ISSUED: May 27, 2015

EFFECTIVE: July 1, 2016

**ADMINISTRATIVELY  
APPROVED FOR FILING**



SWITCHED ACCESS SERVICE

8. Rates and Charges (Cont'd)

8.1 Switched Transport (Cont'd)

D. Nonrecurring Charges

	USOC	Nonrecurring Charge
1. Line or Trunk Installation		
• Interface Groups 1 and 2		
- First line or trunk	NR61G	\$513.00
- Each additional line or trunk	NR61K	72.00
• Interface Group 6		
- First line or trunk	NR61H	493.00
- Each additional line or trunk	NR61L	45.00
• Interface Group 9		
- First line or trunk	NR61J	490.00
- Each additional line or trunk	NR61M	42.00

APPROVED FOR FILING  
IN COMPLIANCE WITH  
DECISION #: 59346

SWITCHED ACCESS SERVICE

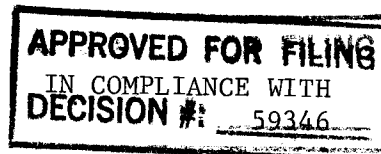
8. Rates and Charges (Cont'd)

8.1 Switched Transport (Cont'd)

D. Nonrecurring Charges (Cont'd)

2. Moves Within the Same Serving Wire Center

	USOC	Nonrecurring Charge
• Switched Access Service, per line or trunk associated with Interface Groups 1 and 2		
- First line or trunk	NR6SG	\$395.00
- Each additional line or trunk	NR6SK	34.00
• Switched Access Service, per line or trunk associated with Interface Group 6		
- First line or trunk	NR6SH	380.00
- Each additional line or trunk	NR6SL	11.00
• Switched Access Service, per line or trunk associated with Interface Group 9		
- First line or trunk	NR6SJ	379.00
- Each additional line or trunk	NR6SM	10.00



SWITCHED ACCESS SERVICE

8. Rates and Charges (Cont'd)

8.1 Switched Transport (Cont'd)

D. Nonrecurring Charges (Cont'd)

3. Moves to a Different Serving Wire Center

	USOC	Nonrecurring Charge
• Switched Access Service, per line or trunk associated with Interface Groups 1 and 2		
- First line or trunk	NR6DG	\$449.00
- Each additional line or trunk	N66DK	51.00
• Switched Access Service, per line or trunk associated with Interface Group 6		
- First line or trunk	NR6DH	423.00
- Each additional line or trunk	NR6DL	13.00
• Switched Access Service, per line or trunk associated with Interface Group 9		
- First line or trunk	NR6DJ	420.00
- Each additional line or trunk	NR6DM	11.00

APPROVED FOR FILING  
IN COMPLIANCE WITH  
DECISION #: 59346

**SWITCHED ACCESS SERVICE**

**8. Rates and Charges (Cont'd)**

**8.1 Switched Transport (Cont'd)**

**D. Nonrecurring Charges (Cont'd)**

**4. Service Rearrangement**

**a. Multi frequency (MF) to SS7 Out of Band Signaling**

	<b>USOC</b>	<b>Nonrecurring Charge</b>
(1) Service Order Rearrangement Charge		
• MF FGD one-way to SS7 FGD two-way	NR6S1	\$ 99.50
• MF FGD two-way to SS7 FGD two-way	NR6S2	99.50
(2) MF to SS7 Trunk Rearrangement Charge		
(a) MF FGS one-way to SS7 FGD two-way		
• Per first trunk in a SS7 trunk group		
- Interface groups 1 and 2	NR61U	183.63
- Interface Group 6	NR61V	179.66
- Interface Group 9	NR61W	179.66
• Per each additional trunk in a SS7 trunk group		
- Interface groups 1 and 2	NR61X	15.46
- Interface Group 6	NR61Y	11.49
- Interface Group 9	NR61Z	11.49

**APPROVED FOR FILING**  
IN COMPLIANCE WITH  
DECISION #: 59346

SWITCHED ACCESS SERVICE

8. Rates and Charges (Cont'd)

8.1 Switched Transport (Cont'd)

D. Nonrecurring Charges (Cont'd)

4. Service Rearrangement (Cont'd)

	USOC	Nonrecurring Charge
(b) MF FGD two-way to SS7 FGD two-way		
• Per first trunk in a SS7 trunk group		
- Interface groups 1 and 2	NR62U	\$ 155.60
- Interface Group 6	NR62V	151.63
- Interface Group 9	NR62W	151.63
• Per each additional trunk in a SS7 trunk group		
- Interface groups 1 and 2	NR62X	12.62
- Interface Group 6	NR62Y	8.65
- Interface Group 9	NR62Z	8.65
b. FGD Service with SS7 Out of Band Signaling to FGD Service with SS7 Out of Band Signaling and Clear Channel Capability		
• Per first trunk		
- Interface Group 6	NR6RT	204.64
- Interface Group 9	NR6RU	203.23
• Per each additional trunk in a SS7 trunk group		
- Interface Group 6	NR6RV	22.85
- Interface Group 9	NR6RW	21.65

APPROVED FOR FILING  
IN COMPLIANCE WITH  
DECISION #: 59346

SWITCHED ACCESS SERVICE

8. Rates and Charges (Cont'd)

8.1 Switched Transport (Cont'd)

E. Optional Features

1. Multiple POTs Tandem Sectorization (MPTS)

	USOC	Nonrecurring Charge
• MPTS ASR (without associated trunk activity), per ASR	NR6TA	\$ 48.71
• MPTS Establishment (without associated trunk activity)		
- Per FGC sector	NR6TF	323.25
- Per FGD sector	NR6TB	188.86
• MPTS Rearrangement (with associated trunk activity)		
- Per FGC sector	NR6TG	323.25
- Per FGD sector	NR6TC	188.86
• MPTS Rearrangement (without associated trunk activity)		
- Per FGC sector	NR6TH	47.25
- Per FGD sector	NR6TD	32.55
• MPTS Rearrangement (with associated trunk activity)		
- Per FGC sector	NR6TJ	47.25
- Per FGD sector	NR6TE	32.55

APPROVED FOR FILING  
IN COMPLIANCE WITH  
DECISION #: 59346

SWITCHED ACCESS SERVICE

8. Rates and Charges (Cont'd)

8.1 Switched Transport (Cont'd)

E. Optional Features (Cont'd)

2. Customer specification of the receive transmission level at the first point of switching within a range acceptable to the Company, per line or trunk [1]

FID

3. Customer specification of Local Transport Termination four-wire termination in lieu of two-wire termination, per line or trunk[2]

TLV

NC S+T+

[1] Available with Interface Groups 2, 6, and 9. The range of transmission levels which may be specified is described in Technical Reference PUB TR-NWT-000334.

[2] Available with Feature Group B.

APPROVED FOR FILING  
IN COMPLIANCE WITH  
DECISION #: 59346

SWITCHED ACCESS SERVICE

**8. Rates and Charges (Cont'd)**

**8.2 Local Switching**

A. Local End Office Switching

		<u>Rate per Access Minute</u>
Originating:		
1.	LS1 – Feature Groups A and B	\$0.017300
2.	LS2 – Feature Groups C and D	0.017300
Terminating:		
1.	Premium Access:	
	Per Terminating Access Minute:	

- Effective 7-1-2016 \$0.005 (C)(R)

2. Information Surcharge,  
Per Terminating Access Minute, included above  
in Rates A.1. for terminating



SWITCHED ACCESS SERVICE

8. Rates and Charges (Cont'd)

8.2 Local Switching (Cont'd)

A. Local End Office Switching (Cont'd)

		Rate	(N)
• 800 DB Access Service			
▪ 800 CIC, per call		\$0.003500	(M)
▪ Vertical Features			
▪ POTS Translation Charge, per call		0.003665	
▪ Call Handling and Destination Feature Charge, per call		0.000694	
• 900 Access Service Customer Identification Charge per call		0.000994	
	<u>USOC</u>	<u>Nonrecurring Charge</u>	(T)
▪ Per first NXX, per End Office/Tandem	N9E	\$103.56	
▪ Per each subsequent NXX, per End Office/Tandem	N9G1X	24.30	
▪ Expanded 900 Option per End Office/ Tandem with NXX Activity (available with FGD)	N98AX	890.76	
▪ Expanded 900 Option per End Office/ Tandem without NXX Activity (available with FGD)	N98BX	968.22	(M)

(M) Material previously shown on Original A.C.C. Sheet No. 112.

ORIGINAL

SWITCHED ACCESS SERVICE

8. Rates and Charges (Cont'd)

8.2 Local Switching (Cont'd)

A. Local End Office Switching (Cont'd)

1. Common Switching Optional Features

	FID
• Call Denial on Line or Hunt Group (available with FGA), per line	CAD
• Service Code Denial on Line or Hunt Group (available with FGA), per line	SCD
• Hunt Group Arrangement (available with FGA), per line	HML/HTG
• Uniform Call Distribution Arrangement (available with FGA), per line	HTY UD
• Nonhunting Number for use with Hunt Group Arrangement or Uniform Call Distribution Arrangement (available with FGA), per trunk group	NHN
• Automatic Number Identification (available with FGB, FGC and FGD), per trunk group	ANI
• Up to 7-Digit Out pulsing of Access Digits to customer (available with (FGB), per trunk group	USDO

APPROVED FOR FILING

IN COMPLIANCE WITH  
DECISION #: 59346

SWITCHED ACCESS SERVICE

8. Rates and Charges (Cont'd)

8.2 Local Switching (Cont'd)

A. Local End Office Switching (Cont'd)

1. Common Switching Optional Features (Con't)

- |   | FID     |
|---|---------|
| • Cut-Through (available with FGD),<br>per end office or access tandem                                  | CTO     |
| • Delay Dial Start-Pulsing Signaling<br>(available with FGC), per trunk group                           | DDSP    |
| • Immediate Dial Pulse Address Signaling<br>(available with FGC), per trunk group                       | ADS IDP |
| • Dial Pulse Address Signaling (available<br>with FGC), per trunk group                                 | ADS DP  |
| • Service Class Routing (available with<br>FGC and FGD), per trunk group                                | SCRT    |
| • Alternate Traffic Routing   |         |
| - Multiple Customer Premises Alternate<br>Routing (available with FGB, FGC and<br>FGD), per trunk group | ARTG    |
| - End Office Alternate Routing when<br>ordered in Trunks (available with FGB,<br>FGC and FGD)           |         |
| - Per trunk   |         |
| - Per trunk group   | ARTG    |

APPROVED FOR FILING IN COMPLIANCE WITH DECISION #: 59346
--

**SWITCHED ACCESS SERVICE**

**8. Rates and Charges (Cont'd)**

**8.2 Local Switching (Cont'd)**

**A. Local End Office Switching (Cont'd)**

**1. Common Switching Optional Features (Cont'd)**

	<b>FID</b>	
• Trunk Access Limitation Arrangement (available with FGC and FGD), per end office	<b>CHOK</b>	
• Band Advance for use with WATS Access Service (available with FGC and FGD), per hunt or trunk group	<b>BAAD</b>	
• Hunt Group for use with WATS Access Service (available with FGC and FGD), per hunt group	<b>HML/HTG</b>	
• Uniform Call Distribution for use with WATS Access Service (available with FGC and FGD), per hunt group	<b>HTY UD</b>	
• Nonhunting Number for use with Hunt Group or Uniform Call Distribution for use with WATS Access Service (available with FGC and FGD), per line or trunk group	<b>NHN</b>	
		<b>RATE</b>
• <i>SWITCHNET 56</i> Service (available with FGD from suitably equipped end offices)		-
• Feature Group A InterLATA Toll Denial, per line		-
	<b>USOC</b>	<b>Nonrecurring Charge</b>
• Clear Channel Capability (available with FGD), per trunk group	<b>NR4CA</b>	<b>\$25.00</b>

**APPROVED FOR FILING**  
IN COMPLIANCE WITH  
**DECISION #:** 59346

**SWITCHED ACCESS SERVICE**

**8. Rates and Charges (Cont'd)**

**8.2 Local Switching (Cont'd)**

**A. Local End Office Switching (Cont'd)**

**2. Transport Termination Options**

**a. Lineside Termination (for FGA)**

**FID**

- Two Way Operation
  - Dial Pulse with Loop Start NC+++A
  - Dial Pulse with Ground Start NC+++E
  - DTMF with Loop Start NC+++F
  - DTMF with Ground Start NC+++G
- Terminating Operation
  - Dial Pulse with Loop Start NC+++N
  - Dial Pulse with Ground Start NC+++P
  - DTMF with Loop Start NC+++R
  - DTMF with Ground Start NC+++S
- Originating Operation
  - Loop Start NC+++U
  - Ground Start NC+++V

**b. Trunkside Terminations(for FGB, FGC and FGD)**

- Standard Trunk for Originating  
(available with FGB, FGC and FGD) TTC SO
- Standard Trunk for Terminating  
(available with FGB, FGC and FGD) TTC ST
- Standard Trunk for Two-Way  
Operation (available with FGB,  
FGC and FGD) TTC TY
- Operator Trunk, Coin, Non-Coin or  
Combined Coin and Non-Coin (available  
with FGC and FGD) TTC CO
- Operator Trunk, Full Feature Arrangement  
(available with FGD) TTC FF

**APPROVED FOR FILING**  
IN COMPLIANCE WITH  
**DECISION #:** 59346

**SWITCHED ACCESS SERVICE**

**8. Rates and Charges (Cont'd)**


**8.2 Local Switching (Cont'd)**

**B. Line Terminations**

**1. WATS Access Line Termination Options**

**a. Lineside Terminations**

	<b>FID</b>
• Originating Only Loop Start, Lineside Connection, with DTMF Address Signaling, per WATS access line	<b>NC+++R</b>
• Originating Only Loop Start, Lineside Connection, with Dial Pulse Address Signaling, per WATS access line	<b>NC+++N</b>
• Originating Only Ground Start, Lineside Connection, with DTMF Address Signaling, per WATS access line	<b>NC+++S</b>
• Originating Only Ground Start, Lineside Connection, with Dial Pulse Address Signaling, per WATS access line	<b>NC+++P</b>
• Terminating Only Loop Start, Lineside Connection, per WATS access line	<b>NC+++U</b>
• Terminating Only ground Start, Lineside Connection, per WATS access line	<b>NC+++V</b>



SWITCHED ACCESS SERVICE

8. Rates and Charges (Cont'd)

8.2 Local Switching (Cont'd)

B. Line Terminations (Cont'd)

1. WATS Access line Termination Options (Cont'd)

b. Trunkside Terminations

FID

- Terminating Only Trunkside Connection  
for Forwarding of Dialed Number  
Identification to End User, per WATS  
access line.

NC+++T

8.3 Message Unit Credit

Rate (T)

(D)

(D)

8.4 Interconnection Charge

Rate per  
Access Minute (T)

- Interconnection Charge, per originating  
Access minute

\$0.006212 (C)

(D)

SWITCHED ACCESS SERVICE

9. Carrier Common Line Access Service

9.1 General Description

Carrier Common Line Access Service provides for the use of Company common lines by customers for access to end users to furnish intrastate telecommunications service.

The Company will provide Carrier Common Line Access Service (Carrier Common Line Access) to customers in conjunction with Switched Access Service provided in Sections 1-8 of this Tariff.

9.2 Limitations

9.2.1 Exclusions

Neither a telephone number nor detail billing are provided with Carrier Common Line Access. Additionally, directory listings and intercept arrangements are not included in the rates for Carrier Common Line Access.


9.2.2 Access Groups

All line side connections provided in the same access group will be limited to the same features and operating characteristics.

All trunk side connections provided in the same access group will be limited to the same features and operating characteristics.

9.2.3 WATS Access Lines

Where Switched Access Services are connected with WATS Access Lines at Company-Designated WATS Serving Offices for the provision of WATS and/or WATS-type Services, Switched Access Service minutes which are carried on that end of the service (i.e., originating minutes for outward WATS and/or WATS-type services and terminating minutes for inward WATS and WATS-type services) shall not be assessed Carrier Common Line Access per minute rates.



ISSUED:

Effective: 3/16/97

BY: ACCIPITER COMMUNICATIONS, INC.



SWITCHED ACCESS SERVICE

9. Carrier Common Line Access Service (Cont'd)

9.3 Undertaking of the Company

9.3.1 Provision of Service

Where the customer is provided Switched Access Service under other sections of this Tariff, the Company will provide the use of Company common lines by a customer for access to end users at rates as set forth in 9.8, following.

9.3.2 Interstate and Intrastate Use

The Switched Access Service provided by the Company includes the Switched Access Service provided for both interstate and intrastate communications. The Carrier Common Line Access rates, as set forth in 9.8, following, apply to intrastate Switched Access Service access minutes in accordance with the rate terms and conditions as set forth in 9.7.4, following (Percent Interstate Use - PIU).

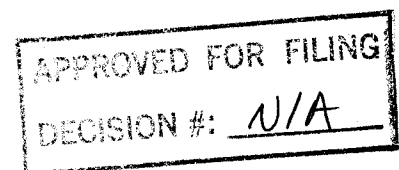
9.4 Obligations of the Customer

9.4.1 Switched Access Service Requirement

The Switched Access Service associated with Carrier Common Line Access shall be ordered by the customer under other sections of this Tariff.

9.4.2 Supervision

The customer facilities at the premises of the ordering customer shall provide the necessary on-hook and off-hook supervision.



ISSUED:

Effective: 3/16/97

BY: ACCIPITER COMMUNICATIONS, INC.

SWITCHED ACCESS SERVICE

9. Carrier Common Line Access Service (Cont'd)

9.5 Determination of Usage Subject to Carrier Common Line Access Rates

Except as set forth herein, all Switched Access Service provided to the customer will be subject to Carrier Common Line Access rates.

9.5.1 Determination of Jurisdiction


When the customer reports interstate and intrastate use of Switched Access Service, the associated Carrier Common Line Access used by the customer for intrastate will be determined as set forth in 9.7.4, following (Percent Interstate Use-PIU).

9.5.2 Cases Involving Usage Recording by the Customer

Where Feature Group C end office switching is provided without Company recording and the customer records minutes of use used to determine Carrier Common Line Access rates (i.e., Feature Group C operator and calls such as pay telephone sent-paid, operator-DDD, operator-person, collect, credit-card, third number and/or other like calls), the customer shall furnish such minutes of use detail to the company in a timely manner. If the customer does not furnish the data, the customer shall identify all Switched Access Services which could carry such calls in order for the Company to accumulate the minutes of use through the use of special Company measuring and recording equipment.

9.5.3 Local Exchange Access and Enhanced Service Exemption

When access to the local exchange is required to provide a customer service (e.g., MTS-type, WATS-type, telex, Data, etc.) that uses a resold private line service, Switched Access Service regulations, rates and charges, as set forth in Sections 1-8 of this Tariff, will apply, except when such access to the Local Exchange is required for the provision of an enhanced service. Carrier Common Line Access rates as set forth in 9.8, following, apply in accordance with the rate terms and conditions as set forth in 9.7, following.



ISSUED:

Effective: 3/16/97

BY: ACCIPITER COMMUNICATIONS, INC.

SWITCHED ACCESS SERVICE

9. Carrier Common Line Access Service (Cont'd)

9.5 Determination of Usage Subject to Carrier Common Line Access Rates (Cont'd)

9.5.4 Switched Access Service Provided in Conjunction with a Cellular Exchange Carrier (CEC) or a Radio Common Carrier (RCC)

For Switched Access Service provided in conjunction with a CEC or RCC, Carrier Common Line Access rates do not apply.

9.5.5 Common Channel Signaling Access Capability Exemption

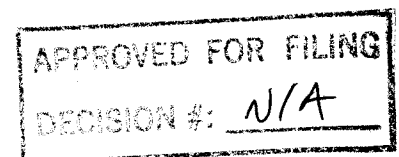
The Switched Access Service Signal Transfer Point Access Connection and Signal Transfer Point Port are not subject to a Carrier Common Line rate.

9.6 Resold MTS and/or MTS-Type Services

9.6.1 Scope

Where the customer is reselling MTS and/or MTS-type service(s) on which the Carrier Common Line and Switched Access rates and charges have been assessed, the customer may, at the option of the customer, obtain Feature Group A, Feature Group B, or Feature Group D Switched Access Service under this Tariff as set forth in Sections 1-8, for originating and/or terminating access in the local exchange. Such access group arrangements whether single lines or trunks or multiline hunt groups or trunk groups will have Carrier Common Line Access rates applied as set forth in 9.8, following, in accordance with the resale rate terms and conditions set forth in 9.6.4, following. For purposes of administering this provision:

- Resold intrastate terminating MTS and/or MTS-type service(s) shall include collect calls, third number calls and credit card calls where the reseller pays the underlying carrier's service charges; and shall not include interstate minutes of use.
- Resold intrastate originating MTS and/or MTS-type service(s) shall not include collect, third number, credit card or interstate minutes of use.



ISSUED:

Effective: 3/16/97

BY: ACCIPITER COMMUNICATIONS, INC.

SWITCHED ACCESS SERVICE

9. Carrier Common Line Access Service (Cont'd)

9.6 Resold MTS and/or MTS-Type Service (Cont'd)


9.6.2 Customer Obligations Concerning the Resale of MTS and/or MTS-Type Services

When the customer is reselling MTS and/or MTS-Type service, as set forth in 9.6.1, preceding, the customer will be charged Carrier Common Line Access rates in accordance with the resale rate terms and conditions, as set forth in 9.6.4, following, if the customer or the provider of the MTS service furnishes documentation of the MTS usage and/or the customer furnishes documentation of the MTS-type usage. Such documentation supplied by the customer shall be supplied each month and shall identify the involved resold MTS and/or MTS-type services.

The monthly period used to determine the minutes of use for resold MTS and/or MTS-type service(s) shall be the most recent monthly period for which the customer has received a bill for such resold service(s). This information shall be delivered to the Company, at a location specified by the Company, no later than 15 days after the bill date shown on the resold MTS and/or MTS-type service bill. If the required information is not received by the Company, the previously reported information, as described preceding, will be used for the next two months. For any subsequent month, no allocation or credit will be made until the required documentation is delivered to the Company by the customer.

9.6.3 Resale Documentation Provided by the Customer

When the customer utilizes Switched Access Service, as set forth in 9.6.2, preceding, the Company may request a certified copy of the customer's resold MTS and/or MTS-type usage billing from either the customer or the provider of the MTS and/or MTS-type service. Requests for billing will relate back no more than 12 months prior to the current billing period.



ISSUED:

Effective: 3/16/97

BY: ACCIPITER COMMUNICATIONS, INC.

SWITCHED ACCESS SERVICE

9. Carrier Common Line Access Service (Cont'd)

9.6 Resold MTS and/or MTS-Type Services (Cont'd)

9.6.4 Rate Terms and Conditions Concerning the Resale of MTS and/or MTS-Type Services

When the customer is provided an access group to be used in conjunction with the resale of MTS and/or MTS-type services as set forth in 9.6.1, preceding, subject to the limitations as set forth in 9.2, preceding, and the Company receives the usage information required as set forth in 9.6.2, preceding, to calculate the adjustment of Carrier Common Line Access rates, the customer will be billed as set forth in D., E. or F., following.


A. Apportionment and Adjustment of Resold Minutes of Use

When the customer is provided with more than one access group in a LATA in association with the resale of MTS and/or MTS-type services, the resold minutes of use will be apportioned as follows:

1. Originating Services

The Company will apportion the resold originating MTS and/or MTS-type services and originating minutes of use for which the resale credit adjustment applies among the access groups. Such apportionment will be based on the relationship of the originating usage for each access group to the total originating usage for all access groups in the LATA. For purpose of administering this provision:

- Resold originating MTS and/or MTS-type services minutes shall be only those attributable to intrastate originating MTS and/or MTS-type minutes and shall not include collect, third number, credit card or interstate minutes of use.
- The resale credit adjustment shall apply for resold originating MTS and/or MTS-type services and minutes of use provided Carrier Common Line and Switched Access rates and charges have been assessed on such services.



ISSUED:

Effective: 3/16/97

BY: ACCIPITER COMMUNICATIONS, INC.

SWITCHED ACCESS SERVICE

9. Carrier Common Line Access Service (Cont'd)

9.6 Resold MTS and/or MTS-Type Services (Cont'd)

9.6.4 Rate Terms and Conditions Concerning The Resale of MTS and/or MTS-Type Services (Cont'd)

A. Apportionment and Adjustment of Resold Minutes (Cont'd)

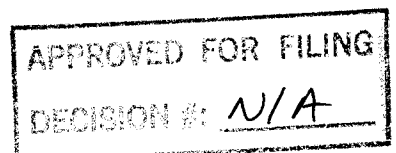
2. Terminating Services

The Company will apportion the resold terminating MTS and/or MTS-type services and terminating minutes of use for which the resale credit adjustment applies among the access groups. Such apportionment will be based on the relationship of the terminating usage for each access group to the total terminating usage for all access groups in the LATA. For purposes of administering this provision:

- Resold terminating MTS and/or MTS-type services minutes shall be only those attributable to intrastate terminating MTS and/or MTS-type (i.e., collect calls, third number calls, and credit card calls) and shall not include interstate minutes of use or MTS and/or MTS-type minutes of use paid for by another party.
- The resale credit adjustment shall apply for resold terminating MTS and/or MTS-type services and minutes of use provided Carrier Common Line and Switched Access rates and charges have been assessed on such services.

B. Same State/Company/Exchange Limitation

In order for the rate terms and conditions to apply, as set forth in D., E. or F. following, the access groups and the resold MTS and/or MTS-type services must be provided in the same state, in the same exchange, provided by the same Company and connected directly or indirectly. For those exchanges that encompass more than one state, the customer shall report the information by state within the exchange.



ISSUED:

Effective: 3/14/97

BY: ACCIPITER COMMUNICATIONS, INC.

SWITCHED ACCESS SERVICE

9. Carrier Common Line Access Service (Cont'd)

9.6 Resold MTS and/or MTS-Type Services (Cont'd)

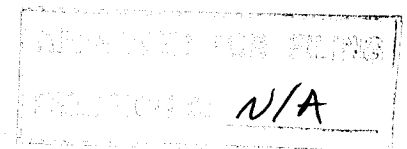
9.6.4 Rate Terms and Conditions Concerning the Resale of MTS and/or MTS-Type Services (Cont'd)

C. Direct and Indirect Connections

Each of the access group arrangements used by the customer in association with the resold MTS and/or MTS-type services must be connected either directly or indirectly to the customer-designated premises at which the resold MTS and/or MTS-type services are terminated. Direct connections are those arrangements where the access groups and resold MTS and/or MTS-type services are terminated at the same customer-designated premises.

Indirect originating connections are those arrangements where the access groups and the resold originating MTS and/or MTS-type services are physically located at different customer-designated premises in the same exchange. Such different customer-designated premises are connected by facilities that permit a call to flow from access groups to resold MTS and/or MTS-type services.

Indirect terminating connections are those arrangements where the access groups and resold terminating MTS and/or MTS-type services are physically located at different customer-designated premises in the same exchange. Such different customer-designated premises are connected by facilities that permit a call to flow from resold terminating MTS and/or MTS-type services to access groups.



ISSUED:

Effective: 3/16/97

BY: ACCIPITER COMMUNICATIONS, INC.

SWITCHED ACCESS SERVICE

9. Carrier Common Line Access Service (Cont'd)

9.6 Resold MTS and/or MTS-Type Services

9.6.4 Rate Terms and Conditions Concerning the Resale of MTS and/or MTS-Type Services (Cont'd)

D. Access Groups

The adjustments, as set forth here, will be computed separately for each access group.

The access minutes which will be subject to Carrier Common Line Access rates will be the adjusted originating intrastate access minutes plus the adjusted terminating intrastate access minutes for such access groups.

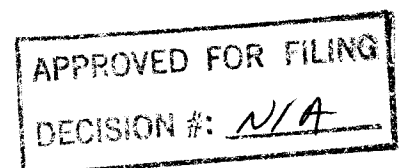
The adjusted originating access minutes will be the originating intrastate access minutes less the reported resold originating MTS and/or MTS-type service minutes of use as set forth in A.1., preceding, but not less than zero. The adjusted terminating access minutes will be the terminating intrastate access minutes less the reported resold terminating MTS and/or MTS-type service minutes of use as set forth in A.2., preceding, but not less than zero.

E. When the Adjustment Will Be Applied to Customer Bills

The adjustment as set forth in D., preceding, will be made to the involved customer account no later than either the next bill date, or the one subsequent to that, depending on when the usage report is obtained.

F. Conversion of Billed Usage to Minutes

When the MTS and/or MTS-type usage is shown in hours, the number of hours shall be multiplied by 60 to develop the associated MTS and/or MTS-type minutes of use. If the MTS and/or MTS-type usage is shown in a unit that does not show hours or minutes, the customer shall provide a factor to convert the shown units to minutes.



ISSUED:

Effective: 3/16/97

BY: ACCIPITER COMMUNICATIONS, INC.



SWITCHED ACCESS SERVICE

9. Carrier Common Line Access Service (Cont'd)

9.6 Resold MTS and/or MTS-Type Service (Cont'd)

9.6.4 Rate Terms and Conditions Concerning the Resale of MTS and/or MTS-Type Services (Cont'd)

G. Percent Interstate Use (PIU)

The adjustment as set forth in D., preceding, will be made to the involved customer account after making the adjustments to the customer account, as set forth in 9.7.4, following (PIU).

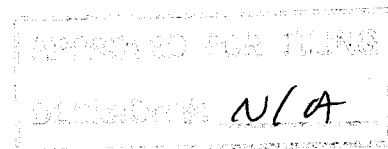
9.7 Rate Terms and Conditions

9.7.1 Billing of Rates

Carrier Common Line Access rates will be billed to each Switched Access Service provided under this Tariff in accordance with the terms and conditions as set forth in 9.7.5, following (Determination of Rates), except as set forth in 9.6.4, preceding (Resale), 9.2.3, preceding (WATS Access Lines), and 9.7.4, following (PIU).

9.7.2 Measuring and Recording of a Call Detail

When access minutes are used to determine Carrier Common Line Access rates, they will be accumulated using call detail recorded by Company equipment except as set forth in 9.7.3, following, (unmeasured FGA usage) and Feature Group C operator and automated operator services system call detail such as pay telephone sent-paid, operator-DDD, operator-person, collect, credit-card, third number and/or other like calls recorded by the customer. The Company measuring and recording equipment, except as set forth in 9.7.3, following, (unmeasured FGA usage), will be associated with end office or local tandem switching equipment and will record each originating and terminating access minute where answer supervision is received. The accumulated access minutes will be summed on a line by line basis, by line group or by end office, whichever type of account is used by the Company, for each customer and then rounded to the nearest minute.



ISSUED:

Effective: 3/16/97

BY: ACCIPITER COMMUNICATIONS, INC.

SWITCHED ACCESS SERVICE

9. Carrier Common Line Access Service (Cont'd)

9.7 Rate Terms and Conditions (Cont'd)

9.7.3 Unmeasured Feature Group A Usage

When Carrier Common Line Access is provided in association with Feature Group A Switched Access Service in Company offices that are not equipped for measurement capabilities, an assumed average intrastate access minutes will be used to determine Carrier Common Line Access rates. These assumed access minutes are as set forth in 7.6, preceding.

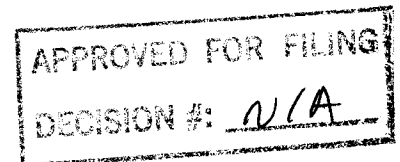
9.7.4 Percent Interstate Use (PIU)

When the customer reports interstate and intrastate use of in-service Switched Access Service, Carrier Common Line Access rates will be billed only to intrastate Switched Access Service access minutes based on the data reported by the customer, (Jurisdiction Reports), except where the Company is billing according to actuals by jurisdiction. Intrastate Switched Access Service access minutes will, after adjustment as set forth in 9.6.4, preceding (Resale), when necessary, be used to determine Carrier Common Line Access rates as set forth in 9.7.5, following.

9.7.5 Determination of Rates

After the adjustments as set forth in 9.6.4 and 9.7.4, preceding, have been applied, when necessary, to Switched Access Service access minutes, rates for the involved customer account will be determined as follows:

- A. Carrier Common Line Access rates shall not be reduced as set forth in 9.6.1, preceding, unless Switched Access rates, as set forth in Section 8, preceding, are applied to the customer's Switched Access Services.
- B. The terminating access per minute rate applies to all terminating access minutes of use.
- C. The originating access per minute rate applies to all originating access minutes of use.



ISSUED:

Effective: 3/16/97

BY: ACCIPITER COMMUNICATIONS, INC.

ACCIPITER COMMUNICATIONS, INC.  
dba ZONA COMMUNICATIONS  
SWITCHED ACCESS SERVICE TARIFF  
ARIZONA

ORIGINAL

A.C.C. NO. 1  
1st Revised Sheet No. 130  
Cancels Original Sheet No. 130

SWITCHED ACCESS SERVICE

9. Carrier Common Line Access Service (Cont'd)

9.8 Rates

	Rate per Access Minute	(T)
• Originating	\$0.0100	(D)

ISSUED: June 19, 2012

EFFECTIVE: July 18, 2012

ADMINISTRATIVELY  
APPROVED FOR FILING

SWITCHED ACCESS SERVICE

10. Billing and Collection Service

10.1 Description of Billing and Collection Services

10.1.1 Recording Service

Recording is the entering on magnetic tape or other acceptable media the details of customer messages originated through Switched Access Service. Recording is provided 24 hours a day, 7 days a week.

10.1.2 Assembling and Editing Service

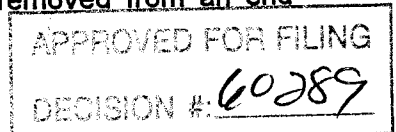
Assembling and Editing is the aggregation of the recorded customer message detail to create individual messages and verify that the data necessary for rating is present.

10.1.3 Rating Service

Rating Service is the transforming of the recorded, assembled and edited end user message details into rated messages in preparation for billing. Rating will be performed based on the customer provided schedule or rates for both Message Telephone Service and WATS service. Rated messages are ready for input to the Bill Processing Service of the Telephone Company.

10.1.4 Bill Processing Service

- A. Bill Processing Service is the preparation and mailing of bills, and collection amounts due from end users for their use of the customer's service.
- B. If a contractual arrangement can be mutually agreed upon, the Telephone Company will purchase from the customer the accounts receivable that arise from bills rendered by the Telephone Company to that customer's end users. If arrangements cannot be agreed on, the Telephone Company will act as billing agent in the provision of Bill Processing Service.
- C. Subject to procedures established by the customer, the Telephone Company will answer end user questions about charges billed for customer services, apply credits and adjustments to end user accounts and review customer messages removed from an end user's bill.



SWITCHED ACCESS SERVICE

10. Billing and Collection Service (Cont'd)

10.1 Description of Billing and Collection Services (Cont'd)

10.1.4 Bill Processing Service (Cont'd)

- D. Treatment of accounts is also provided as a part of Bill Processing. Treatment of accounts is the forwarding of notices to the end user of delinquent or unpaid end user accounts, posting of credits and adjustments.

10.1.5 Provision of Sample Message Data Service

Provision of Sample Message Data will be provided. This rate element is utilized in the provision of STARS data. If, at the request of the customer, the sample information is provided on magnetic tape, the cost of each magnetic tape utilized will be billed to the Customer.

10.2 Description of Additional Related Services

10.2.1 Program Development

Program Development charges will apply when changes requested by the customer must be made in the rating program of the Telephone Company in order to provide Rating Service. If requested, the company will estimate the charges for making the required changes prior to accepting an order from the customer authorizing the changes. The time incurred in preparing the estimate will be billed to the customer at the established hourly rate.

10.3 Undertaking the Telephone Company

The Telephone Company will provide Billing and Collection Service in its operating territory. The minimum territory, for which the Telephone Company will provide this service is all offices where the customer has ordered Switched Access Service.

10.3.1 Recording Service

- A. The Telephone Company will record all customer messages carried over Featured Group C or D Switched Access Service. The recording equipment will be provided at locations selected by the Telephone Company. Assembly and editing will be performed on all messages recorded during the billing period established by the Telephone Company. Except as set forth in Section 10.3.1, paragraph D and Section 10.4 following, recorded messages detail from previous billing periods will not be recovered and made available to the customer.

SWITCHED ACCESS SERVICE

10. Billing and Collection Service (Cont'd)


10.3 Undertaking the Telephone Company (Cont'd)

10.3.1 Recording Service (Cont'd)

- B. A standard format for the provisions of the recorded message detail will be established by the Telephone Company and provided to the customer. If, in the course of Telephone Company business, it is necessary to change the format, the Telephone Company will notify the customer six months prior to the change.
- C. At the request of a customer, magnetic tapes containing the recorded details will be provided to the customer as part of Recording Service. The cost of each magnetic tape utilized will be billed to the customer. Unless specified otherwise by the customer, the magnetic tapes will be sent to the customer via first class mail. However, the customer may pick up the magnetic tapes at a location designated by the Telephone Company.
- D. The Telephone Company will retain message detail for forty-five days from the date the detail was initially made available to the customer. At the customer's request, within the forty-five day period, the Telephone Company will provide previously recorded and provided message detail to the customer. All applicable charges will apply for the provision of this service as if the information was being provided for the first time.

10.3.2 Rating Service

- A. When Rating Service is provided, the Telephone Company will process all of the customers messages it possesses.
- B. The Telephone Company will provide Rating Service only for customer messages originating or recorded within the operating territory of the Telephone Company or received collect messages which must be processed prior to billing. The customer messages which the Telephone Company will process may be customer messages from Recording Service as set forth in Section 10.1.1 preceding or, other customer messages which are chargeable in accordance with the rate schedule furnished by the customer.



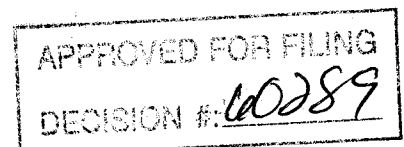
SWITCHED ACCESS SERVICE

10. Billing and Collection Service (Cont'd)

10.3 Undertaking the Telephone Company (Cont'd)

10.3.2 Rating Service (Cont'd)

- C. A record of customer call detail is required to provide Rating Service. When Recording Service and Assembling and Editing are provided, recorded details may be used as the input. When the customer provides the call details, the records must be in the standard format established by the Telephone Company and delivered to the location specified by the Telephone Company. If the customer provided records must be converted by the Telephone Company to the standard format, and the Telephone Company agrees to make the conversion, the Program Development charges apply for the hours required to design, develop, test and maintain the necessary programs. The Telephone Company will provide to the customer the precise details of the required standard format. If, in the course of the Telephone Company business, it is necessary to change the standard format, the Telephone Company will notify the customer six months prior to the change. If, due to customer error, customer provided call details must be reprocessed, all appropriate charges will apply.
- D. The Telephone Company will develop the customer's schedule of rates into a rating program. Program Development charges apply for the hours required to design, develop, test and maintain the necessary programs.
- E. Upon acceptance by the Telephone Company of an order for Rating Service, the Telephone Company will determine the period of time to implement such services on an individual order basis.
- F. Changes to the Telephone Company billing programs necessary to properly apply the customer rates will normally be implemented within 30 days after receipt of an order for service from the customer. If the Telephone Company determines that it will be unable to implement the changes within 30 days, the customer will be notified of the conditions and period of time required. If any message detail must be reprocessed in order to apply the customer's rate changes, charges will apply on an individual case basis.



SWITCHED ACCESS SERVICE

10. Billing and Collection Service (Cont'd)


10.3 Undertaking the Telephone Company (Cont'd)

10.3.2 Rating Service (Cont'd)

- G. Where the Telephone Company has rated customer messages which are to be billed to an end user by another Exchange Telephone Company, the Telephone Company will transmit the data to a location specified by the customer.

10.3.3 Bill Processing Service

- A. When Bill Processing Service is provided to the customer, the Telephone Company will establish and maintain end user accounts and prepare and render bills for all customer messages, and related rate elements it possesses.
- B. The Telephone Company will not render bills under this tariff for the provision and/or delivery of telegrams, flowers, gifts, wine or other live services that a customer offers to his end users.
- C. Rated customer messages are required to provide Bill Processing Service. If the customer provides the rated messages, those messages must be in the standard format established by the Telephone Company and delivered to the location specified by the Telephone Company. If the Telephone Company must convert customer provided messages to the standard format, all applicable program development charges will apply.
- D. The Telephone Company will accept customer gift certificates for payment from end users if the customer agrees in writing to redeem all such gift certificates. The format of the gift certificate must be acceptable to the Telephone Company.
- E. Unbillable messages will be handled in accordance with instructions that have been mutually determined by the Telephone Company and the customer.





SWITCHED ACCESS SERVICE

10. Billing and Collection Service (Cont'd)

10.3 Undertaking the Telephone Company (Cont'd)


10.3.3 Bill Processing Service (Cont'd)

- F. The customer agrees to permit the Telephone Company to determine and collect customer service deposits from all customers and users in accordance with the Telephone Company's deposit regulations. The customer will notify its end users through its tariffs or other means that the Telephone Company will determine and collect customer service deposits.

10.4 Liability of the Telephone Company

10.4.1 Recording Service

- A. If customer message detail is not available because the Telephone Company lost or damaged tapes or incurred recording system outages, the Telephone Company will estimate the volume of lost customer messages and associated revenue based on previously known values. This estimated customer message volume will be included along with the customer message detail provided to the customer and/or provided for Rating Service. Appropriate credit adjustments will be made to customer amounts due to account for the customer's unbillable revenue. The Company's liability is limited to the granting of a corresponding credit adjustment to the customer amount due to account for the unbillable revenue.
- B. When The Telephone Company, due to error or omission, provides incomplete data to a customer, the Telephone Company will make every reasonable effort to recover the data at no additional charge. Such request to recover the data must be made within 30 days from the date the details were initially made available to the customer. If the data cannot be recovered, the extent of the Telephone Company's liability for damages shall be limited as set forth in paragraph A preceding.
- C. In the absence of willful misconduct, no liability for damages to the customer or other person other than as set forth in paragraphs A and B preceding shall be assumed by the Telephone Company.



ORIGINAL

ACCIPITER COMMUNICATIONS, INC.  
SWITCHED ACCESS SERVICE TARIFF  
ARIZONA

ORIGINAL SHEET 137

SWITCHED ACCESS SERVICE

10. Billing and Collection Service (Cont'd)

10.4 Liability of the Telephone Company (Cont'd)

10.4.2 Rating Service and Bill Processing Service

- A. If message detail recorded by the Telephone Company or provided by the customer is lost through the negligence of the Telephone Company and cannot be replaced or recovered, the necessary information will be estimated as set forth in Section 10.4.1, paragraph A.
- B. Errors in end user billing, when identified, will be corrected within sixty days. End user billing will be corrected for a retroactive period not to exceed three years from the date the error is discovered.
- C. In the absence of willful misconduct, the Telephone Company shall have no liability other than that described in paragraphs A and B above.

10.5 Obligations of the Customer

10.5.1 Recording Service

- A. The customer shall order Recording Service from the Telephone Company. No charges apply for the processing of an order except as described in Section 10.6.2 for minimum service periods.
- B. The premises of the ordering customer shall provide the signals necessary to properly operate the Telephone Company's automatic message accounting equipment used to perform the detail recordings.

10.5.2 Rating Service and Bill Processing Service

- A. The customer shall be responsible for collecting all balances due from end users that existed prior to ordering Bill Processing Service.
- B. When Rating Service is ordered, the customer shall furnish the Telephone Company an estimate of the number of messages to be rated monthly.

When Bill Processing Service is ordered, the customer shall furnish the Telephone Company an estimate of the number of messages for which billing is to be provided each month.

ISSUED: May 23, 1997

BY: ACCIPITER COMMUNICATIONS, INC.

APPROVED FOR FILING
DECISION #: 60789

Effective: 5/2/97

SWITCHED ACCESS SERVICE

10. Billing and Collection Service (Cont'd)

10.5 Obligations of the Customer (Cont'd)

10.5.2 Rating Service and Bill Processing Service (Cont'd)

- C. The customer shall furnish all information necessary for the Telephone Company to provide the Bill Processing Service including a statement which identifies all taxes which should be applied to the customer's services.
- D. The customer shall furnish a written schedule of its rates and charges in sufficient time to allow the Telephone Company to establish a rating program. The interval required to establish a rating program must be mutually agreeable to the Telephone Company and the customer.
- E. When the customer orders Bill Processing Service, the Telephone Company will be provided written instructions for the handling of end user questions about bills.

Credit adjustments to end user accounts will be made subject to the written procedures provided.


10.6 Payment Arrangements and Audit Provisions

10.6.1 Audit Provision

With a minimum of two weeks written notice to the Telephone Company, the customer shall have the right to audit, during normal business hours and at reasonable intervals as determined by the Telephone Company, all records and accounts which contain information concerning the recording of messages for which amounts may be payable to the customer.

Adjustments shall be made by the proper party to compensate for any errors disclosed by the audit.

All information reviewed by the customer is confidential and is not to be distributed, provided or disclosed in any form to anyone not involved in the audit, nor is such information to be used for any other purpose.



DOCKET NO.  
V-2847-97-270

ORIGINAL

ACCIPITER COMMUNICATIONS, INC.  
SWITCHED ACCESS SERVICE TARIFF  
ARIZONA

ORIGINAL SHEET 139

# SWITCHED ACCESS SERVICE

## 10. Billing and Collection Service (Cont'd)

### 10.6 Payment Arrangements and Audit Provisions (Cont'd)

#### 10.6.2 Minimum Service Period

The minimum period for which Billing and Collection Service is provided and for which charges apply is one year. If service is terminated prior to the completion of the one year period, the Telephone Company will estimate the minimum charge by determining the average usage per day for the period service was provided and multiplying the amount by the number of days remaining in the minimum period. Six months, prior to the end of each one year period, the customer must provide written notice if service is to be discontinued at the end of the period. If notification is not received, the Telephone Company will automatically extend the services for another year.

#### 10.6.3 Cancellation of an Order for Service

A customer may cancel an order for Billing Service on any date prior to the service date. If verbal notice of the cancellation is given, the verbal notice must be followed by written confirmation within the ten (10) days. The service date for Billing Service is the date the customer requests that the service start. A charge equal to all program development costs and any nonrecoverable capital costs incurred by the Telephone Company will apply to the customer.

#### 10.6.4 Changes to Special Orders

When a customer requests changes to a pending order for Billing Service, and the change can be accommodated by the Telephone Company, the requested change will be made. A charge equal to any costs incurred by the Telephone Company because of the change will apply.

## 10.7 Rate Regulations

Rates for Billing and Collection Services are negotiated by contract on an individual basis.

RECEIVED  
AZ CORP COMMISSION

JUN 24 1 29 PM '97

DOCUMENT CONTROL

APPROVED FOR FILING  
DECISION #: 60289