

ANNUAL REPORT

Of

Company Name: **Yarnell Water Improvement Association, Inc.**

PO Box 727

Mailing Address:

Yarnell AZ
85362

Docket No.: W-02255A

For the Year Ended: **12/31/20**

**RECEIVED
BY EMAIL**

05/05/2021, 12:03 PM

**ARIZONA CORPORATION COMMISSION
UTILITIES DIVISION**

WATER UTILITY

To

Arizona Corporation Commission

Due on April 15th

Email: Util-Compliance@azcc.gov, mail or deliver the completed Annual Report to:

Arizona Corporation Commission
Compliance Section - Utilities Division
1200 West Washington Street
Phoenix, Arizona 85007

Application Type: **Original Filing**

Application Date: **5/5/2021**

ARIZONA CORPORATION COMMISSION
WATER UTILITY ANNUAL REPORT
Yarnell Water Improvement Association, Inc.
A Class A B C D E F G H I J K L M N O P Q R S T U V W X Y Z AA AB AC AD AE AF AG AH AI AJ AK AL AM AN AO AP AQ AR AS AT AU AV AW AX AY AZ BA BB BC BD BE BF BG BH BI BJ BK BL BM BN BO BP BQ BR BS BT BU BV BW BX BY BZ CA CB CC CD CE CF CG CH CI CJ CK CL CM CN CO CP CQ CR CS CT CU CV CW CX CY CZ DA DB DC DD DE DF DG DH DI DJ DK DL DM DN DO DP DQ DR DS DT DU DV DW DX DY DZ EA EB EC ED EE EF EG EH EI EJ EK EL EM EN EO EP EQ ER ES ET EU EV EW EX EY EZ FA FB FC FD FE FF FG FH FI FJ FK FL FM FN FO FP FQ FR FS FT FU FV FW FX FY FZ GA GB GC GD GE GF GG GH GI GJ GK GL GM GN GO GP GQ GR GS GT GU GV GW GX GY GZ HA HB HC HD HE HF HG HH HI HJ HK HL HM HN HO HP HQ HR HS HT HU HV HW HX HY HZ IA IB IC ID IE IF IG IH II IJ IK IL IM IN IO IP IQ IR IS IT IU IV IW IX IY IZ JA JB JC JD JE JF JG JH JI JJ JK JL JM JN JO JP JQ JR JS JT JU JV JW JX JY JZ KA KB KC KD KE KF KG KH KI KJ KK KL KM KN KO KP KQ KR KS KT KU KV KW KX KY KZ LA LB LC LD LE LF LG LH LI LJ LK LL LM LN LO LP LQ LR LS LT LU LV LW LX LY LZ MA MB MC MD ME MF MG MH MI MJ MK ML MN MO MP MQ MR MS MT MU MV MW MX MY MZ NA NB NC ND NE NF NG NH NI NJ NK NL NM NN NO NP NQ NR NS NT NU NV NW NX NY NZ OA OB OC OD OE OF OG OH OI OJ OK OL OM ON OO OP OQ OR OS OT OU OV OW OX OY OZ PA PB PC PD PE PF PG PH PI PJ PK PL PM PN PO PP PQ PR PS PT PU PV PW PX PY PZ QA QB QC QD QE QF QG QH QI QJ QK QL QM QN QO QP QQ QR QS QT QU QV QW QX QY QZ RA RB RC RD RE RF RG RH RI RJ RK RL RM RN RO RP RQ RR RS RT RU RV RW RX RY RZ SA SB SC SD SE SF SG SH SI SJ SK SL SM SN SO SP SQ SR SS ST SU SV SW SX SY SZ TA TB TC TD TE TF TG TH TI TJ TK TL TM TN TO TP TQ TR TS TT TU TV TW TX TY TZ UA UB UC UD UE UF UG UH UI UJ UK UL UM UN UO UP UQ UR US UT UY UZ VA VB VC VD VE VF VG VH VI VJ VK VL VM VN VO VP VQ VR VS VT VU VV VW VX VY VZ WA WB WC WD WE WF WG WH WI WJ WK WL WM WN WO WP WQ WR WS WT WY WZ XA XB XC XD XE XF XG XH XI XJ XK XL XM XN XO XP XQ XR XS XT XU XV XW XX XY XZ YA YB YC YD YE YF YG YH YI YJ YK YL YM YN YO YP YQ YR YS YT YU YV YW YX YZ ZA ZB ZC ZD ZE ZF ZG ZH ZI ZJ ZK ZL ZM ZN ZO ZP ZQ ZR ZS ZT ZU ZV ZW ZX ZY ZZ

For the Calendar Year Ended: 12/31/20

Primary Address:
City: State: Zip Code:

Telephone Number:

Date of Original Organization of Utility:

Person to whom correspondence should be addressed concerning this report:

Name:
Telephone No. :
Address:
City: State: Zip Code:
Email:

Name:
Telephone No. :
Address:
City: State: Zip Code:
Email:

Name:
Telephone No. :
Address:
City: State: Zip Code:
Email:

Name:
Telephone No. :
Address:
City: State: Zip Code:
Email:

Name:
Telephone No. :
Address:
City: State: Zip Code:
Email:

Ownership:

Counties Served:

Important changes during the year

For those companies not subject to the affiliated interest rules, has there been a change in ownership or direct control during the year?
If yes, please provide specific details in the box below.

Has the company been notified by any other regulatory authorities during the year, that they are out of compliance?
If yes, please provide specific details in the box below.

Yarnell Water Improvement Association, Inc.
Annual Report
Utility Plant in Service (Water)
12/31/20

Utility Plant in Service (Water)							
Account No.	Description	Beginning Year Original Cost	Current Year Additions	Current Year Retirements	Adjusted Original Cost	Accumulated Depreciation	OCLD (OC less AD)
301	Organization	\$24,471	\$0	\$0	\$24,471	\$0	\$24,471
302	Franchises	34,884	\$0	\$0	34,884	0	34,884
303	Land and Land Rights	23,732	\$0	\$0	23,732	0	23,732
304	Structures and Improvements	59,957	\$0	\$0	59,957	59,732	225
305	Collecting & Improving Reservoirs	0	\$0	\$0	0	0	0
306	Lake, River, Canal Intakes	0	\$0	\$0	0	0	0
307	Wells and Springs	1,784	\$0	\$0	1,784	1,784	0
308	Infiltration Galleries	0	\$0	\$0	0	0	0
309	Supply Mains	0	\$0	\$0	0	0	0
310	Power Generation Equipment	41,171	\$0	\$0	41,171	21,616	19,555
311	Pumping Equipment	100,610	\$39,351	\$0	139,961	108,377	31,584
320	Water Treatment Equipment	0	\$0	\$0	0		0
320.1	Water Treatment Plants	4,909	\$0	\$0	4,909	4,908	1
320.2	Solution Chemical Feeders	73,038	\$0	\$0	73,038	72,703	335
320.3	Point-of-Use Treatment Devices	0	\$0	\$0	0	0	0
330	Distribution Reservoirs and Standpipes	0	\$0	\$0	0		0
330.1	Storage Tanks	296,039	\$0	\$0	296,039	169,853	126,186
330.2	Pressure Tanks	0	\$0	\$0	0	0	0
331	Transmission and Distribution Mains	1,418,148	\$182,007	\$0	1,600,155	876,714	723,441
333	Services	72,976	\$0	\$0	72,976	13,468	59,508
334	Meters and Meter Installations	226,736	\$20,578	\$0	247,314	149,872	97,442
335	Hydrants	246,610	\$0	\$0	246,610	85,784	160,826
336	Backflow Prevention Devices	205	\$0	\$0	205	130	75
339	Other Plant and Misc. Equipment	39,143	\$0	\$0	39,143	37,684	1,459
340	Office Furniture and Equipment	1,027	\$0	\$0	1,027	717	310
340.1	Computer & Software	2,186	\$0	\$0	2,186	2,186	0
341	Transportation Equipment	7,720	\$0	\$0	7,720	7,720	0
342	Stores Equipment	0	\$0	\$0	0	0	0
343	Tools, Shop and Garage Equipment	7,898	\$0	\$0	7,898	5,602	2,296
344	Laboratory Equipment	0	\$0	\$0	0	0	0
345	Power Operated Equipment	0	\$3,200	\$0	3,200	240	2,960
346	Communication Equipment	160,249	\$0	\$0	160,249	142,025	18,224
347	Miscellaneous Equipment	4,295	\$298	\$0	4,593	4,355	238
348	Other Tangible Plant	101,115	\$0	\$0	101,115	101,115	0
	Totals	\$2,948,903	\$245,433	\$0	\$3,194,336	\$1,866,585	\$1,327,751

Yarnell Water Improvement Association, Inc.
 Annual Report
 Depreciation Expense for the Current Year (Water)
 12/31/20

Depreciation Expense for the Current Year (Water)									
Account No.	Description	Beginning Year Original Cost	Current Year Additions	Current Year Retirements	Adjusted Original Cost	Fully Depreciated/Non-depreciable Plant	Depreciable Plant	Depreciation Percentages	Depreciation Expense
301	Organization	\$24,471	\$0	\$0	\$24,471		\$24,471	0.00%	\$0
302	Franchises	34,884	0	0	34,884		34,884	0.00%	0
303	Land and Land Rights	23,732	0	0	23,732		23,732	0.00%	0
304	Structures and Improvements	59,957	0	0	59,957		59,957	3.33%	11
305	Collecting & Improving Reservoirs	0	0	0	0		0		0
306	Lake, River, Canal Intakes	0	0	0	0		0		0
307	Wells and Springs	1,784	0	0	1,784		1,784		0
308	Infiltration Galleries	0	0	0	0		0		0
309	Supply Mains	0	0	0	0		0		0
310	Power Generation Equipment	41,171	0	0	41,171		41,171	5.00%	2,059
311	Pumping Equipment	100,610	39,351	0	139,961		139,961	12.50%	5,140
320	Water Treatment Equipment	0	0	0	0		0		0
320.1	Water Treatment Plants	4,909	0	0	4,909		4,909		0
320.2	Solution Chemical Feeders	73,038	0	0	73,038		73,038	3.33%	18
320.3	Point-of-Use Treatment Devices	0	0	0	0		0		0
330	Distribution Reservoirs and Standpipes	0	0	0	0		0		0
330.1	Storage Tanks	296,039	0	0	296,039		296,039	2.22%	6,578
330.2	Pressure Tanks	0	0	0	0		0		0
331	Transmission and Distribution Mains	1,418,148	182,007	0	1,600,155		1,600,155	2.00%	32,003
333	Services	72,976	0	0	72,976		72,976	3.33%	2,333
334	Meters and Meter Installations	226,736	20,578	0	247,314		247,314	8.33%	13,762
335	Hydrants	246,610	0	0	246,610		246,610	2.00%	4,932
336	Backflow Prevention Devices	205	0	0	205		205		
339	Other Plant and Misc. Equipment	39,143	0	0	39,143		39,143	6.67%	407
340	Office Furniture and Equipment	1,027	0	0	1,027		1,027	6.67%	31
340.1	Computer & Software	2,186	0	0	2,186		2,186	20.00%	1
341	Transportation Equipment	7,720	0	0	7,720		7,720		0
342	Stores Equipment	0	0	0	0		0		0
343	Tools, Shop and Garage Equipment	7,898	0	0	7,898		7,898	5.00%	396
344	Laboratory Equipment	0	0	0	0		0		0
345	Power Operated Equipment	0	3,200	0	3,200		3,200	5.00%	160
346	Communication Equipment	160,249	0	0	160,249		160,249	10.00%	10,403
347	Miscellaneous Equipment	4,295	298	0	4,593		4,593	10.00%	55
348	Other Tangible Plant	101,115	0	0	101,115		101,115		0
	Subtotal	\$2,948,903	\$245,433	\$0	\$3,194,336	\$0	\$3,194,336		\$78,289

Contribution(s) in Aid of Construction (Gross) █
 Less: Non Amortizable Contribution(s) █
 Fully Amortized Contribution(s) █
 Amortizable Contribution(s) \$0
 Times: Proposed Amortization Rate 2.45%
Amortization of CIAC \$0

Less: Amortization of CIAC \$0

DEPRECIATION EXPENSE **\$78,289**

Yarnell Water Improvement Association, Inc.
 Annual Report
 Balance Sheet Assets
 12/31/20

Balance Sheet Assets				
	Assets		Balance at Beginning of Year (2020)	Balance at End of Year (2020)
Account No.	Current and Accrued Assets			
131	Cash		\$378,099	\$433,361
134	Working Funds			
135	Temporary Cash Investments			
141	Customer Accounts Receivable		31,004	32,057
146	Notes Receivable from Associated Companies		59,582	70,351
151	Plant Material and Supplies		49,065	35,904
162	Prepayments		6,662	6,878
174	Miscellaneous Current and Accrued Assets		3,854	
	Total Current and Accrued Assets		\$528,266	\$578,551
Account No.	Fixed Assets			
101	Utility Plant in Service*		\$2,948,903	\$3,194,336
103	Property Held for Future Use			
105	Construction Work in Progress		68,400	94,800
108	Accumulated Depreciation (enter as negative)*		(1,831,956)	(1,866,585)
121	Non-Utility Property			
122	Accumulated Depreciation - Non Utility			
	Total Fixed Assets		\$1,185,347	\$1,422,551
	Total Assets		\$1,713,613	\$2,001,102

*Note these items feed automatically from AR3 UPIS Page 4

Yarnell Water Improvement Association, Inc.
Annual Report
Balance Sheet Liabilities and Owners Equity

Balance Sheet Liabilities and Owners Equity				
	Liabilities		Balance at Beginning of Year (2020)	Balance at End of Year (2020)
Account No.	Current Liabilities			
231	Accounts Payable		\$57,930	\$2,494
232	Notes Payable (Current Portion)			
234	Notes Payable to Associated Companies			
235	Customer Deposits		7,305	9,095
236	Accrued Taxes			.
237	Accrued Interest			
242	Miscellaneous Current and Accrued Liabilities		7,964	1,079
	Total Current Liabilities		\$73,199	\$12,668
	Long Term Debt			
224	Long Term Debt (Notes and Bonds)		\$655,681	\$639,744
	Deferred Credits			
251	Unamortized Premium on Debt			
252	Advances in Aid of Construction			14,085
255	Accumulated Deferred Investment Tax Credits			
271	Contributions in Aid of Construction		993,687	1,183,567
272	Less: Amortization of Contributions		(164,471)	(195,898)
281	Accumulated Deferred Income Tax			
	Total Deferred Credits		\$829,216	\$1,001,754
	Total Liabilites		\$1,558,096	\$1,654,166
	Capital Accounts			
201	Common Stock Issued			
211	Other Paid-In Capital			
215	Retained Earnings		155,517	346,936
218	Proprietary Capital (Sole Props and Partnerships)			
	Total Capital		\$155,517	\$346,936
	Total Liabilities and Capital		\$1,713,613	\$2,001,102

Note: Total liabilities and Capital must match total assets for the beginning and end of the year!

Yarnell Water Improvement Association, Inc.
Annual Report
Water Comparative Income Statement
12/31/20

Water Comparative Income Statement			
Account No.	Calendar Year	Current Year 01/01/2020 - 12/31/2020	Last Year 01/01/2019 - 12/31/2019
	Operating Revenue		
461	Metered Water Revenue	\$319,401	\$303,695
460	Unmetered Water Revenue		
462	Fire Protection Revenue		
469	Guaranteed Revenues (Surcharges)		
471	Miscellaneous Service Revenues		
474	Other Water Revenue	5,220	5,110
	Total Revenues	\$324,621	\$308,805
	Operating Expenses		
601	Salaries and Wages		
604	Employee Pensions and Benefits		
610	Purchased Water		12,884
615	Purchased Power	12,078	1,308
618	Chemicals	544	2,363
620	Materials and Supplies	165	
620.1	Repairs and Maintenance	3,002	
620.2	Office Supplies and Expense	1,878	548
630	Contractual Services		
631	Contractual Services - Engineering	20,000	16,200
632	Contractual Services - Accounting	47,843	41,587
633	Contractual Services - Legal		
634	Contractual Services - Management Fees	108,663	111,198
635	Contractual Services - Water Testing	1,264	1,427
636	Contractual Services - Other	2,667	36,312
640	Rents		
641	Rental of Building/Real Property		
642	Rental of Equipment		
650	Transportation Expenses		
657	Insurance - General Liability	13,969	13,756
657.1	Insurance - Health and Life		
665	Regulatory Commission Expense - Rate		
670	Bad Debt Expense		
675	Miscellaneous Expense	(47,055)	(35,208)
403	Depreciation Expense (From Schedule AR4)	78,289	89,316
408	Taxes Other Than Income		
408.11	Property Taxes	14,102	12,720
409	Income Taxes		
427.1	Customer Security Deposit Interest	247	214
	Total Operating Expenses	\$257,654	\$304,625
	Operating Income / (Loss)	\$66,967	\$4,180
	Other Income / (Expense)		
419	Interest and Dividend Income	\$25	\$25
421	Non-Utility Income	5,615	2,454
426	Miscellaneous Non-Utility (Expense)		
427	Interest (Expense)	(13,811)	(14,147)
	Total Other Income / (Expense)	(\$8,171)	(\$11,668)
	Net Income / (Loss)	\$58,796	(\$7,488)

Yarnell Water Improvement Association, Inc.
 Annual Report
 Full time equivalent employees
 12/31/20

Full time equivalent employees

	Direct Company	Allocated	Outside service	Total
President			1.0	1.0
Vice-president			1.0	1.0
Manager			1.0	1.0
Engineering Staff			1.0	1.0
System Operator(s)			1.0	1.0
Meter reader			1.0	1.0
Customer Service			3.0	3.0
Accounting			1.0	1.0
Business Office			0.0	0.0
Rates Department			0.0	0.0
Administrative Staff			0.0	0.0
Other			0.0	0.0
Total	0.0	0.0	10.0	10.0

Yarnell Water Improvement Association, Inc.
 Annual Report
 Supplemental Financial Data (Long-Term Debt)
 12/31/20

Supplemental Financial Data (Long-Term Debt)				
	Loan #1	Loan #2	Loan #3	Loan #4
Date Issued	9/27/2003	n/a	n/a	n/a
Source of Loan	USDA RURAL	n/a	n/a	n/a
ACC Decision No.	NA	n/a	n/a	n/a
Reason for Loan	LOAN PAYOFF	n/a	n/a	n/a
Dollar Amt. Issued	\$748,656	n/a	n/a	n/a
Amount Outstanding	N/A	n/a	n/a	n/a
Date of Maturity	11/28/48	n/a	n/a	n/a
Interest Rate	2.13%	n/a	n/a	n/a
Current Year Interest	\$13,811	n/a	n/a	n/a
Current Year Principal	\$15,937	n/a	n/a	n/a

Meter Deposit Balance at Test Year End:	\$14,085
-----------------------------------------	----------

Meter Deposits Refunded During the Test Year:	\$2,247
-----------------------------------------------	---------

<i>List all bonds, notes, loans, and other types of indebtedness in which the proceeds were used in the provision of public utility service. Indebtedness incurred for personal uses by the owner of the utility should <u>not</u> be listed. Input 0 or none if there is nothing to report for that cell.</i>

Well and Water Usage

Name of the System: YARNELL WATER IMPROVEMENT ASSN											
ADEQ Public Water System Number: AZ0413057											
ADWR PCC Number: 91-000642.0000											
Well registry 55# (55-XXXXXX):	Pump Horsepower	Pump Yield (gpm)	Casing Depth (feet)	Casing Diameter (inches)	Pump Motor Type **	Year Drilled	Water level 2010	Water level 2020	Meter Size (inches)	How measured:	Active
693-1548	1 1/2	24	160	6					1	Metered	Yes
										N/A	N/A
										N/A	N/A
										N/A	N/A
										N/A	N/A
										N/A	N/A
										N/A	N/A
										N/A	N/A
										N/A	N/A
										N/A	N/A
										N/A	N/A
										N/A	N/A
										N/A	N/A
										N/A	N/A
										N/A	N/A
										N/A	N/A
										N/A	N/A
										N/A	N/A
										N/A	N/A
										N/A	N/A

Name of system water delivered to:	YARNELL WATER IMPROVEMENT ASSN
ADWR PCC Number:	91-000642.0000
Source of water delivered to another system	NA

Name of system water received from:	NA
ADWR PCC Number:	#N/A
Source of water received	Ground Water
Well registry 55# (55-XXXXXX):	

Month	Water withdrawn (gallons) ¹	Water sold (gallons) ²	Water delivered (sold) to other systems (gallons) ³	Water received (purchased) from other systems (gallons) ⁴	Estimated authorized use (gallons) ⁵	Purchased Power Expense ⁶	Purchased Power (kWh) ⁷
January	2,016,672.00	1,557,900.00			259,200.00	\$1,015	6739
February	1,712,922.00	1,125,900.00			432,000.00	831	5853
March	1,337,858.00	995,010.00			185,048.00	755	5418
April	1,327,435.00	1,086,410.00			96,000.00	725	7532
May	2,376,112.00	2,164,650.00			51,840.00	908	10134
June	2,551,683.00	2,094,970.00			216,000.00	980	10448
July	2,968,509.00	2,616,890.00			172,800.00	1,136	13533
August	3,234,411.00	2,542,500.00			345,600.00	1,398	10910
September	2,695,099.00	2,057,130.00			432,000.00	1,174	11305
October	2,960,181.00	2,092,640.00			618,400.00	1,209	9481
November	2,103,982.00	1,286,300.00			590,400.00	1,057	7321
December	1,478,472.00	1,086,030.00			233,280.00	890	7678
Totals	26,763,336.00	20,706,330.00	0.00	0.00	3,632,568.00	\$12,078	106,352

If applicable, in the space below please provide a description for all un-metered water use along with amounts:

¹ Water withdrawn - Total gallons of water withdrawn from pumped sources.
² Water sold - Total gallons from customer meters, and other sales such as construction water.
³ Water delivered (sold) to other systems - Total gallons of water delivered to other systems.
⁴ Water received (purchased) from other systems - Total gallons of water purchased/received from other systems.
⁵ Estimated authorized use - Total estimated gallons from authorized metered or unmetered use. Authorized uses such as flushing (mains, services and hydrants) draining/cleaning tanks, process, construction, fire fighting, etc. Non-authorized use (real losses) are service line breaks and leaks, water main breaks, meter inaccuracies and theft.
⁶ Enter the total purchased power costs for the power meters associated with this system.
⁷ Enter the total purchased kWh used by the power meters associated with this system.

Water Utility Plant Description		
Name of the System:	YARNELL WATER IMPROVEMENT ASSN	
ADEQ Public Water System Number:	AZ0413057	
ADWR PCC Number:	91-000642.0000	

MAINS		
Sizes (inches)	Material	Length (feet)
2.00	PVC	0
3.00	PVC	0
4.00	PVC	7,180
6.00	PVC	62,920
8.00	concrete	18,480
NA	NA	
NA	NA	
NA	NA	
NA	NA	
NA	NA	
NA	NA	
NA	NA	
NA	NA	
NA	NA	

CUSTOMER METERS			
Size (inches)	Quantity	Percent over 1,000,000 gallons	Percent over 10 years old
5/8 X 3/4			
1			

SERVICE LINES		
Material	Percent of system	Year installed
NA		

BOOSTER PUMPS			
Horsepower	GPM	Quantity	
25	120	2	

FIRE HYDRANTS	
Type	Quantity
Standard *	77
Other	7

STORAGE TANKS			
Capacity (gallons)	Material	Quantity	Year installed
250,000	STEEL	2	
40,000	STEEL	1	
15,000	STEEL	1	

PRESSURE/BLADDER TANKS			
Capacity (gallons)	Material	Quantity	Year installed
5,000	STEEL	1	

* A standard fire hydrant has two 2.5 inch hose connection nozzles with 7.5 threads per inch, and one 4.5 inch pumper connection nozzle with 4 threads per inch.

Water Utility Plant Description (Continued)

For the following three items, list the utility owned assets in each category for each system.

TREATMENT EQUIPMENT:	PULSATION, CHLORINATOR
STRUCTURES:	WELL HOUSE, BOOSTER PUMP/WELL HOUSE. CHLORINE ROOM, OFFICE, YARD, SHOP
OTHER:	NONE

Provide a calculation used to determine the value of one water equivalent residential connection (ERC).

Use one of the following methods:

- (a) If actual flow data are available from the preceding 12 months, divide the total annual single family residence (SFR) gallons sold by the average number of single family residence customers for the same period and divide the result by 365
- (b) If no historical flow data are available, use:
 $ERC = (\text{Total SFR gallons sold (Omit 000)} / 365 \text{ days} / 350 \text{ gallons per day})$

ERC

Method used:

Customer and Other Information	
Name of the System:	YARNELL WATER IMPROVEMENT ASSN
ADEQ Public Water System Number:	AZ0413057
ADWR PCC Number:	91-000642.0000

Month	Number of Customers				
	Single-Family	Multi-Family	Commercial	Turf/Irrigation	Other Non-Residential
January	474	0	27	0	0
February	478	0	26	0	0
March	478	0	27	0	0
April	481	0	27	0	0
May	482	0	27	0	0
June	482	0	29	0	0
July	485	0	29	0	0
August	485	0	29	0	0
September	486	0	29	0	0
October	475	0	29	0	0
November	478	0	29	0	0
December	479	0	29	0	0

If the system has fire hydrants, what is the fire flow requirements? GPM for hrs.

Does the system have chlorination treatment?

Does the Company have an ADWR Gallons Per Capita Per Day (GCPCPD) requirement?

If yes, provide the GCPCPD amount:

Is the Water Utility located in an ADWR Active Management Area (AMA)?

If yes, which AMA?

What is the present system connection capacity (in ERCs *) using existing lines?

What is the future system connection capacity (in ERCs *) upon service area buildout?

Describe any plans and estimated completion dates for any enlargements or improvements of this system.

* an ERC is based on the calculation on the bottom of AR9 page 12.

Yarnell Water Improvement Association, Inc.
 Annual Report
 Utility Shutoffs / Disconnects
 12/31/20

Utility Shutoffs / Disconnects	
Name of the System:	YARNELL WATER IMPROVEMENT ASSN
ADEQ Public Water System Number:	AZ0413057
ADWR PCC Number:	91-000642.0000

Month	Termination without Notice R14-2-410.B	Termination with Notice R14-2-410.C	Other
January	0	0	0
February	0	0	0
March	0	0	0
April	0	0	0
May	0	0	0
June	0	0	0
July	0	0	0
August	0	1	0
September	0	0	0
October	0	0	0
November	0	0	0
December	0	0	0
Total	0	1	0

Other (description):

Instructions: Fill out the Grey Cells with the relevent information. Input 0 or none if there is nothing recorded in that account or there is no applicable information to report.

Yarnell Water Improvement Association, Inc.
Annual Report
Property Taxes
12/31/20

Property Taxes	
----------------	--

Amount of actual property taxes paid during Calendar Year 2020 was	
--------------------------------------------------------------------	--

\$14,102

If no property taxes paid, explain why.

Instructions: Fill out the Grey Cells with the relevant information. Input 0 or none if there is nothing recorded in that account or there is no applicable information to report.

Yarnell Water Improvement Association, Inc.
Annual Report
Verification and Sworn Statement (Taxes)
12/31/20

**RECEIVED
BY EMAIL**
04/30/2021, 2:23 PM
**ARIZONA CORPORATION COMMISSION
UTILITIES DIVISION**

Verification and Sworn Statement (Taxes)

Verification: State of Arizona, the undersigned of the
(state name)

County of (county name): Yavapai
Name (owner or official) title: STEVE KREMER
Company name: Yarnell Water Improvement Association, Inc.

DO SAY THAT THIS ANNUAL UTILITY PROPERTY TAX AND SALES TAX REPORT TO THE ARIZONA CORPORATION COMMISSION.

FOR THE YEAR ENDING: 12/31/20

HAS BEEN PREPARED UNDER MY DIRECTION, FROM THE ORIGINAL BOOKS, PAPERS AND RECORDS OF SAID UTILITY; THAT I HAVE CAREFULLY EXAMINED THE SAME, AND DECLARE THE SAME TO BE A COMPLETE AND CORRECT STATEMENT OF BUSINESS AND AFFAIRS OF SAID UTILITY FOR THE PERIOD COVERED BY THIS REPORT IN RESPECT TO EACH AND EVERY MATTER AND THING SET FORTH, TO THE BEST OF MY KNOWLEDGE, INFORMATION AND BELIEF.

Sworn Statement: I HEREBY ATTEST THAT ALL PROPERTY TAXES FOR SAID COMPANY ARE CURRENT AND PAID IN FULL.

I HEREBY ATTEST THAT ALL SALES TAXES FOR SAID COMPANY ARE CURRENT AND PAID IN FULL.

A.C.K.

signature of owner/official

860-933-4606

telephone no.

SUBSCRIBED AND SWORN TO BEFORE ME A NOTARY PUBLIC
IN AND FOR THE COUNTY

THIS

30th


DAY OF

Yavapai
(county name)
April 2021
(month) and (year)

MY COMMISSION EXPIRES

3/12/25
(date)

Felicia Robinson
(signature of notary public)



Verification and Sworn Statement

Verification:

State of Arizona, the undersigned of the
(state name)
County of (county name): Yavapai
Name (owner or official) title: STEVE KREMER
Company name: Yarnell Water Improvement Association, Inc.

DO SAY THAT THIS ANNUAL UTILITY PROPERTY TAX AND SALES TAX REPORT TO THE ARIZONA CORPORATION COMMISSION.

FOR THE YEAR ENDING: 12/31/20

HAS BEEN PREPARED UNDER MY DIRECTION, FROM THE ORIGINAL BOOKS, PAPERS AND RECORDS OF SAID UTILITY; THAT I HAVE CAREFULLY EXAMINED THE SAME, AND DECLARE THE SAME TO BE A COMPLETE AND CORRECT STATEMENT OF BUSINESS AND AFFAIRS OF SAID UTILITY FOR THE PERIOD COVERED BY THIS REPORT IN RESPECT TO EACH AND EVERY MATTER AND THING SET FORTH, TO THE BEST OF MY KNOWLEDGE, INFORMATION AND BELIEF.

Sworn Statement: IN ACCORDANCE WITH THE REQUIREMENTS OF TITLE 40, ARTICLE 8, SECTION 40-401, ARIZONA REVISED STATUTES, IT IS HEREIN REPORTED THAT THE GROSS OPERATING REVENUE OF SAID UTILITY DERIVED FROM ARIZONA INTRASTATE UTILITY OPERATIONS DURING THE CALENDAR YEAR WAS:


Arizona Intrastate Gross Operating Revenues Only (\$)
\$339,499
(The amount in the box above includes
\$20,266 in sales taxes
billed or collected)

[Signature]
signature of owner/official

860-933-4606
telephone no.

SUBSCRIBED AND SWORN TO BEFORE ME A NOTARY PUBLIC
IN AND FOR THE COUNTY Yavapai
THIS 30th DAY OF April 2021
(county name) (month) and (year)

MY COMMISSION EXPIRES 3/12/25
(date)



[Signature]
(signature of notary public)

Verification and Sworn Statement (Residential Revenue)

Verification:

State of Arizona, the undersigned of the
(state name)

County of (county name): Yavapai
Name (owner or official) title: STEVE KREMER
Company name: Yarnell Water Improvement Association, Inc.

DO SAY THAT THIS ANNUAL UTILITY PROPERTY TAX AND SALES TAX REPORT TO THE ARIZONA CORPORATION COMMISSION.

FOR THE YEAR ENDING: 12/31/20

HAS BEEN PREPARED UNDER MY DIRECTION, FROM THE ORIGINAL BOOKS, PAPERS AND RECORDS OF SAID UTILITY; THAT I HAVE CAREFULLY EXAMINED THE SAME, AND DECLARE THE SAME TO BE A COMPLETE AND CORRECT STATEMENT OF BUSINESS AND AFFAIRS OF SAID UTILITY FOR THE PERIOD COVERED BY THIS REPORT IN RESPECT TO EACH AND EVERY MATTER AND THING SET FORTH, TO THE BEST OF MY KNOWLEDGE, INFORMATION AND BELIEF.

Sworn Statement:

IN ACCORDANCE WITH THE REQUIREMENTS OF TITLE 40, ARTICLE 8, SECTION 40-401, ARIZONA REVISED STATUTES, IT IS HEREIN REPORTED THAT THE GROSS OPERATING REVENUE OF SAID UTILITY DERIVED FROM ARIZONA INTRASTATE UTILITY OPERATIONS RECEIVED FROM RESIDENTIAL CUSTOMERS DURING THE CALENDAR YEAR WAS:

Arizona Intrastate Gross Operating Revenues Only (\$)

\$339,499
(The amount in the box above includes
\$20,266 in sales taxes
billed or collected)

Steve Kremer
signature of owner/official

860-933-4606
telephone no.


SUBSCRIBED AND SWORN TO BEFORE ME A NOTARY PUBLIC
IN AND FOR THE COUNTY

Yavapai
(county name)

THIS 30th DAY OF April, 2021
(month) and (year)

MY COMMISSION EXPIRES 3/12/25
(date)

Felicia Robinson
(signature of notary public)



RECEIVED
BY EMAIL

04/30/2021, 2:23 PM

ARIZONA CORPORATION COMMISSION
UTILITIES DIVISION

Yarnell Water Improvement Association, Inc.
Annual Report
for Income Tax Statement of Certification
12/31/20

for Income Tax Statement of Certification

Verification:


State of Arizona, the undersigned of the
(state name)

County of (county name): Yavapai
Name (owner or official) title: STEVE KREMER
Company name: Yarnell Water Improvement Association, Inc.

FOR THE YEAR ENDING: 12/31/20

Sworn Statement:

IN ACCORDANCE WITH THE REQUIREMENTS OF DECISION NO. 77084, BECAUSE THE UTILITY REQUIRES THE GROSS UP OF ADVANCES AND CONTRIBUTIONS, I HEREBY STATE THAT THE UTILITY A NET INCREASE IN CURRENT INCOME TAX EXPENSE OR A DECREASE IN DEFERRED TAX ASSET FOR A CARRY FORWARD ACCORDING TO GAAP IN AN AMOUNT EQUAL TO OR GREATER THAN THE AMOUNT OF THE REQUIRED GROSS UP PAID BY DEVELOPERS IN THE PERIOD COVERED BY THIS ANNUAL REPORT.



signature of owner/official

860-933-4606

telephone no.

SUBSCRIBED AND SWORN TO BEFORE ME A NOTARY PUBLIC
IN AND FOR THE COUNTY

Yavapai
(county name)

THIS

30th

DAY OF

April, 2021
(month) and (year)

MY COMMISSION EXPIRES

3/12/25
(date)


(signature of notary public)