

ANNUAL REPORT

Of

Company Name: **Winchester Water Compay, LLC**

#N/A

Mailing Address:

#N/A

#N/A

#N/A

#N/A

Docket No.: #N/A

For the Year Ended: **12/31/18**

RECEIVED

APR 16 2019

ARIZONA CORP COMMISSION
UTILITIES DIVISION - DIRECTOR'S OFFICE

WATER UTILITY

To

Arizona Corporation Commission

Due on April 15th

Email: rdelafuente@azcc.gov, mail or deliver the completed Annual Report to:

Arizona Corporation Commission
Compliance Section - Utilities Division
1200 West Washington Street
Phoenix, Arizona 85007

Application Type: **Original Filing**

Application Date: **4/12/2019**

4-22-19

ARIZONA CORPORATION COMMISSION
WATER UTILITY ANNUAL REPORT
Winchester Water Compay, LLC
A Class Utility

1. For the Calendar Year Ended:

2. Address:
City: State: Zip Code:

3. Telephone Number:

4. Date of Original Organization of Utility:

5. Person to whom correspondence should be addressed concerning this report:

Name:
Telephone No. :
Address:
City: State: Zip Code:
Email:

6. On-Site Manager:

Name:
Telephone No. :
Address:
City: State: Zip Code:
Email:

7. Ownership:

8. Counties Served:

Utility Plant in Service (Water)							
Account No.	Description	Beginning Year Original Cost	Current Year Additions	Current Year Retirements	Adjusted Original Cost	Accumulated Depreciation	OCLD (OC less AD)
301	Organization	\$0	\$0	\$0	\$0	\$0	\$0
302	Franchises	\$0	\$0	\$0	0	0	0
303	Land and Land Rights	\$326	\$0	\$0	326	0	326
304	Structures and Improvements	\$654	\$0	\$0	654	174	480
305	Collecting & Improving Reservoirs	\$0	\$0	\$0	0	0	0
306	Lake, River, Canal Intakes	\$0	\$0	\$0	0	0	0
307	Wells and Springs	\$6,792	\$0	\$0	6,792	1,809	4,983
308	Infiltration Galleries	\$0	\$0	\$0	0	0	0
309	Supply Mains	\$0	\$0	\$0	0	0	0
310	Power Generation Equipment	\$0	\$0	\$0	0	0	0
311	Pumping Equipment	\$12,875	\$0	\$0	12,875	12,875	0
320	Water Treatment Equipment	\$0	\$0	\$0	0	0	0
320.1	Water Treatment Plants	\$0	\$0	\$0	0	0	0
320.2	Solution Chemical Feeders	\$0	\$0	\$0	0	0	0
320.3	Point-of-Use Treatment Devices	\$0	\$0	\$0	0	0	0
330	Distribution Reservoirs and Standpipes	\$0	\$0	\$0	0	0	0
330.1	Storage Tanks	\$3,331	\$0	\$0	3,331	1,333	1,998
330.2	Pressure Tanks	\$0	\$0	\$0	0	0	0
331	Transmission and Distribution Mains	\$381	\$0	\$0	381	61	320
333	Services	\$880	\$0	\$0	880	234	646
334	Meters and Meter Installations	\$407	\$0	\$0	407	271	136
335	Hydrants	\$0	\$0	\$0	0	0	0
336	Backflow Prevention Devices	\$0	\$0	\$0	0	0	0
339	Other Plant and Misc. Equipment	\$0	\$0	\$0	0	0	0
340	Office Furniture and Equipment	\$0	\$0	\$0	0	0	0
340.1	Computer & Software	\$0	\$0	\$0	0	0	0
341	Transportation Equipment	\$0	\$0	\$0	0	0	0
342	Stores Equipment	\$0	\$0	\$0	0	0	0
343	Tools, Shop and Garage Equipment	\$0	\$0	\$0	0	0	0
344	Laboratory Equipment	\$0	\$0	\$0	0	0	0
345	Power Operated Equipment	\$0	\$0	\$0	0	0	0
346	Communication Equipment	\$0	\$0	\$0	0	0	0
347	Miscellaneous Equipment	\$0	\$0	\$0	0	0	0
348	Other Tangible Plant	\$0	0	0	0	0	0
	Totals	\$25,646	\$0	\$0	\$25,646	\$16,757	\$8,889

Instructions: Fill out the Grey Cells with the relevant information. Input 0 or none if there is nothing recorded in that account or there is no applicable information to report.

Winchester Water Compay, LLC
 Annual Report
 Depreciation Expense for the Current Year (Water)
 12/31/18

Depreciation Expense for the Current Year (Water)								
Account No.	Description	Beginning Year Original Cost	Current Year Additions	Current Year Retirements	Adjusted Original Cost	Fully Depreciated/Non-depreciable Plant	Depreciation Percentages	Depreciation Expense
301	Organization	\$0	\$0	\$0	\$0	\$0	0.00%	\$0
302	Franchises	0	0	0	0	\$0	0.00%	0
303	Land and Land Rights	326	0	0	326	\$0	0.00%	0
304	Structures and Improvements	654	0	0	654	\$0	3.33%	22
305	Collecting & Improving Reservoirs	0	0	0	0	\$0	0.00%	0
306	Lake, River, Canal Intakes	0	0	0	0	\$0	0.00%	0
307	Wells and Springs	6,792	0	0	6,792	\$0	3.33%	226
308	Infiltration Galleries	0	0	0	0	\$0	0.00%	0
309	Supply Mains	0	0	0	0	\$0	0.00%	0
310	Power Generation Equipment	0	0	0	0	\$0	0.00%	0
311	Pumping Equipment	12,875	0	0	12,875	\$6,123	12.50%	844
320	Water Treatment Equipment	0	0	0	0	\$0	0.00%	0
320.1	Water Treatment Plants	0	0	0	0	\$0	0.00%	0
320.2	Solution Chemical Feeders	0	0	0	0	\$0	0.00%	0
320.3	Point-of-Use Treatment Devices	0	0	0	0	\$0	0.00%	0
330	Distribution Reservoirs and Standpipes	0	0	0	0	\$0	0.00%	0
330.1	Storage Tanks	3,331	0	0	3,331	\$0	5.00%	167
330.2	Pressure Tanks	0	0	0	0	\$0	0.00%	0
331	Transmission and Distribution Mains	381	0	0	381	\$0	2.00%	8
333	Services	880	0	0	880	\$0	3.33%	29
334	Meters and Meter Installations	407	0	0	407	\$0	8.33%	34
335	Hydrants	0	0	0	0	\$0	0.00%	0
336	Backflow Prevention Devices	0	0	0	0	\$0	0.00%	0
339	Other Plant and Misc. Equipment	0	0	0	0	\$0	0.00%	0
340	Office Furniture and Equipment	0	0	0	0	\$0	0.00%	0
340.1	Computer & Software	0	0	0	0	\$0	0.00%	0
341	Transportation Equipment	0	0	0	0	\$0	0.00%	0
342	Stores Equipment	0	0	0	0	\$0	0.00%	0
343	Tools, Shop and Garage Equipment	0	0	0	0	\$0	0.00%	0
344	Laboratory Equipment	0	0	0	0	\$0	0.00%	0
345	Power Operated Equipment	0	0	0	0	\$0	0.00%	0
346	Communication Equipment	0	0	0	0	\$0	0.00%	0
347	Miscellaneous Equipment	0	0	0	0	\$0	0.00%	0
348	Other Tangible Plant	0	0	0	0	\$0	0.00%	0
	Subtotal	\$25,646	\$0	\$0	\$25,646	\$6,123		\$1,329

Contribution(s) in Aid of Construction (Gross)	\$0
Less: Non Amortizable Contribution(s)	0
Fully Amortized Contribution(s)	0
Amortizable Contribution(s)	\$0
Times: Proposed Amortization Rate	6.81%
Amortization of CIAC	\$0

Less: Amortization of CIAC

DEPRECIATION EXPENSE

Instructions: Fill out the Grey Cells with the relevant information. Input 0 or none if there is nothing recorded in that account or there is no applicable information to report.

Winchester Water Company, LLC
 Annual Report
 Balance Sheet Assets
 12/31/18

Balance Sheet Assets				
	Assets		Balance at Beginning of Year (2018)	Balance at End of Year (2018)
Account No.	Current and Accrued Assets			
131	Cash		\$743	\$632
134	Working Funds		0	0
135	Temporary Cash Investments		0	0
141	Customer Accounts Receivable		9,261	8,798
146	Notes Receivable from Associated Companies		0	0
151	Plant Material and Supplies		0	0
162	Prepayments		0	0
174	Miscellaneous Current and Accrued Assets		10,360	7,770
	Total Current and Accrued Assets		\$20,364	\$17,200
Account No.	Fixed Assets			
101	Utility Plant in Service*		\$25,646	\$25,646
103	Property Held for Future Use		0	0
105	Construction Work in Progress		0	0
108	Accumulated Depreciation (enter as negative)*		(15,428)	(16,757)
121	Non-Utility Property		0	0
122	Accumulated Depreciation - Non Utility		0	0
	Total Fixed Assets		\$10,218	\$8,889
	Total Assets		\$30,582	\$26,089

Instructions: Fill out the Grey Cells with the relevant information. Input 0 or none if there is nothing recorded in that account or there is no applicable information to report.

*Note these items feed automatically from AR3 UPIS Page 3

Winchester Water Company, LLC
 Annual Report
 Balance Sheet Liabilities and Owners Equity

Balance Sheet Liabilities and Owners Equity				
	Liabilities		Balance at Beginning of Year (2018)	Balance at End of Year (2018)
Account No.	Current Liabilities			
231	Accounts Payable		\$13,550	\$11,311
232	Notes Payable (Current Portion)			
234	Notes Payable to Associated Companies			
235	Customer Deposits		198	198
236	Accrued Taxes			
237	Accrued Interest			
242	Miscellaneous Current and Accrued Liabilities			
	Total Current Liabilities		\$13,748	\$11,509
	Long Term Debt			
224	Long Term Debt (Notes and Bonds)			
	Deferred Credits			
251	Unamortized Premium on Debt			
252	Advances in Aid of Construction		9,406	9,406
255	Accumulated Deferred Investment Tax Credits			
271	Contributions in Aid of Construction			
272	Less: Amortization of Contributions			
281	Accumulated Deferred Income Tax			
	Total Deferred Credits		\$9,406	\$9,406
	Total Liabilities		\$23,154	\$20,915
	Capital Accounts			
201	Common Stock Issued			
211	Other Paid-In Capital		11,500	18,500
215	Retained Earnings		57,986	65,799
218	Proprietary Capital (Sole Props and Partnerships)		(62,058)	(79,125)
	Total Capital		\$7,428	\$5,174
	Total Liabilities and Capital		\$30,582	\$26,089

Instructions: Fill out the Grey Cells with the relevant information. Input 0 or none if there is nothing recorded in that account or there is no applicable information to report.

Note: Total liabilities and Capital must match total assets for the beginning and end of the year!

Winchester Water Company, LLC
Annual Report
Water Comparative Income Statement
12/31/18

Water Comparative Income Statement			
Account No.	Calendar Year	Current Year 01/01/2018 - 12/31/2018	Last Year 01/01/2017 - 12/31/2017
	Operating Revenue		
461	Metered Water Revenue	\$38,717	\$43,642
460	Unmetered Water Revenue	0	0
462	Fire Protection Revenue	0	0
469	Guaranteed Revenues (Surcharges)	0	0
471	Miscellaneous Service Revenues	0	0
474	Other Water Revenue	1,006	1,038
	Total Revenues	\$39,723	\$44,680
	Operating Expenses		
601	Salaries and Wages	\$0	\$0
604	Employee Pensions and Benefits	0	0
610	Purchased Water	0	0
615	Purchased Power	10,161	9,011
618	Chemicals	0	0
620	Materials and Supplies	0	0
620.1	Repairs and Maintenance	13,902	8,315
620.2	Office Supplies and Expense	501	49
630	Contractual Services	0	0
631	Contractual Services -Engineering	0	0
632	Contractual Services - Accounting	3,300	6,755
633	Contractual Services - Legal	0	0
634	Contractual Services - Management Fees	0	0
635	Contractual Services - Water Testing	2,641	1,705
636	Contractual Services - Other	0	0
640	Rents	0	0
641	Rental of Building/Real Property	0	0
642	Rental of Equipment	0	0
650	Transportation Expenses	0	0
657	Insurance - General Liability	0	1,088
657.1	Insurance - Health and Life	0	0
665	Regulatory Commission Expense - Rate	0	0
670	Bad Debt Expense	0	2,318
675	Miscellaneous Expense	4,402	3,487
403	Depreciation Expense (From Schedule AR4)	1,329	2,095
408	Taxes Other Than Income	0	0
408.11	Property Taxes	2,288	2,288
409	Income Taxes	0	0
427.1	Customer Security Deposit Interest	0	0
	Total Operating Expenses	\$38,524	\$37,111
	Operating Income / (Loss)	\$1,199	\$7,569
	Other Income / (Expense)		
419	Interest and Dividend Income	\$0	\$0
421	Non-Utility Income	0	243
426	Miscellaneous Non-Utility (Expense)	0	0
427	Interest (Expense)	0	0
	Total Other Income / (Expense)	\$0	\$243
	Net Income / (Loss)	\$1,199	\$7,812

Instructions: Fill out the Grey Cells with the relevant information. Input 0 or none if there is nothing recorded in that account or there is no applicable information to report.

Winchester Water Compay, LLC
 Annual Report
 Full time equivalent employees
 12/31/18

Full time equivalent employees

	Direct Company	Outside service	Total
President	0.0	0.0	0.0
Vice-president	0.0	0.0	0.0
Manager	0.0	0.0	0.0
Engineering Staff	0.0	0.0	0.0
System Operator(s)	0.0	0.0	0.0
Meter reader	0.0	0.0	0.0
Customer Service	0.0	0.0	0.0
Accounting	0.0	0.0	0.0
Business Office	0.0	0.0	0.0
Rates Department	0.0	0.0	0.0
Administrative Staff	0.0	0.0	0.0
Other	0.0	0.0	0.0
Total	0.0	0.0	0.0

Instructions: Fill out the Grey Cells with the relevant information. Input 0 or none if there is nothing recorded in that account or there is no applicable information to report. A full-time employee is based on 2080 total hours per year. Please calculate partial employees using 2080 hours.

Winchester Water Compay, LLC
 Annual Report
 Supplemental Financial Data (Long-Term Debt)
 12/31/18

Supplemental Financial Data (Long-Term Debt)				
	Loan #1	Loan #2	Loan #3	Loan #4
Date Issued	N/A	N/A	N/A	N/A
Source of Loan	0	0	0	0
ACC Decision No.	0	0	0	0
Reason for Loan	0	0	0	0
Dollar Amt. Issued	\$0	\$0	\$0	\$0
Amount Outstanding	\$0	\$0	\$0	\$0
Date of Maturity	1/0/1900	1/0/1900	1/0/1900	1/0/1900
Interest Rate	0.00%	0.00%	0.00%	0.00%
Current Year Interest	\$0	\$0	\$0	\$0
Current Year Principal	\$0	\$0	\$0	\$0

Meter Deposit Balance at Test Year End:	\$5,155
---	---------

Meter Deposits Refunded During the Test Year:	\$0
---	-----

List all bonds, notes, loans, and other types of indebtedness in which the proceeds were used in the provision of public utility service. Indebtedness incurred for personal uses by the owner of the utility should not be listed. Input 0 or none if there is nothing to report for that cell.

Water Utility Plant Description

Name of the System:	Winchester Water Company, LLC	
ADEQ Public Water System Number:	02-110	
ADWR PCC Number:	91-000074Winchester	

MAINS		
Sizes (inches)	Material	Length (feet)
2.00	Plastic	2,900
3.00	Plastic	1,800
4.00	Plastic	8,700
8.00	Plastic	775
0.00	0	0
0.00	0	0
0.00	0	0
0.00	0	0
0.00	0	0
0.00	0	0
0.00	0	0
0.00	0	0
0.00	0	0
0.00	0	0
0.00	0	0
0.00	0	0

CUSTOMER METERS	
Size (inches)	Quantity
5/7 X 3/4	133
0	0
0	0
0	0
0	0
0	0
0	0
0	0
0	0
0	0
0	0
0	0
0	0
0	0
0	0
0	0
0	0
0	0
0	0
0	0
0	0
0	0

SERVICE LINES	
Material	Percent of system
PVC	100%
0	0%
0	0%
0	0%
0	0%

BOOSTER PUMPS			
Horsepower	GPM		Quantity
5		N/A	4
0		0	0
0		0	0
0		0	0

FIRE HYDRANTS	
Type	Quantity
Standard *	0
Other	0

STORAGE TANKS		
Capacity (gallons)	Material	Quantity
5,000	Steel	1
11,000	Steel	1
20,000	Steel	1
0	0	0
0	0	0
0	0	0

PRESSURE/BLADDER TANKS		
Capacity (gallons)	Material	Quantity
2,000	Steel	2
0	0	0
0	0	0
0	0	0
0	0	0
0	0	0
0	0	0

Instructions: Fill out the Grey Cells with the relevant information. Input 0 or none if there is nothing recorded in that account or there is no applicable information to report. Copy and paste this sheet as many times as is necessary.

* A standard fire hydrant has two 2.5 inch hose connection nozzles with 7.5 threads per inch, and one 4.5 inch pumper connection nozzle with 4 threads per inch.

Water Utility Plant Description (Continued)

For the following three items, list the utility owned assets in each category for each system.

TREATMENT EQUIPMENT:	None
-----------------------------	------

STRUCTURES:	Fences around wells and tanks.
--------------------	--------------------------------

OTHER:	None
---------------	------

Customer and Other Information	
Name of the System:	Winchester Water Company, LLC
ADEQ Public Water System Number:	#N/A
ADWR PCC Number:	91-000074 Winchester

Month	Number of Customers				
	Single-Family	Multi-Family	Commercial	Turf/Irrigation	Other Non-Residential
January	135	0	0	0	0
February	133	0	0	0	0
March	133	0	0	0	0
April	131	0	0	0	0
May	131	0	0	0	0
June	132	0	0	0	0
July	130	0	0	0	0
August	130	0	0	0	0
September	132	0	0	0	0
October	131	0	0	0	0
November	135	0	0	0	0
December	132	0	0	0	0

If the system has fire hydrants, what is the fire flow requirements? GPM for hrs.

Does the system have chlorination treatment?

Does the Company have an ADWR Gallons Per Capita Per Day (GCPCPD) requirement?
 If yes, provide the GCPCPD amount:

Is the Water Utility located in an ADWR Active Management Area (AMA)?
 If yes, which AMA?

Instructions: Fill out the Grey Cells with the relevant information. Input 0 or none if there is nothing recorded in that account or there is no applicable information to report. Copy and paste this sheet as many times as is necessary.

Winchester Water Compay, LLC
Annual Report
Property Taxes
12/31/18

Property Taxes	
Amount of actual property taxes paid during Calendar Year 2018 was	\$0

<p>If no property taxes paid, explain why.</p> <p>Don't have enough money to pay.</p>

Instructions: Fill out the Grey Cells with the relevant information. Input 0 or none if there is nothing recorded in that account or there is no applicable information to report.

Winchester Water Compay, LLC
Annual Report
Verification and Sworn Statement (Taxes)
12/31/18

Verification and Sworn Statement (Taxes)

Verification: State of Arizona I, the undersigned of the
(state name)

County of (county name): Maricopa
Name (owner or official) title: Phil Auernheimer, Managing Partner
Company name: Winchester Water Compay, LLC

RECEIVED
APR 16 2019
ARIZONA CORP COMMISSION
UTILITIES DIVISION - DIRECTOR'S OFFICE

DO SAY THAT THIS ANNUAL UTILITY PROPERTY TAX AND SALES TAX REPORT TO THE ARIZONA CORPORATION COMMISSION.

FOR THE YEAR ENDING: 12/31/18

HAS BEEN PREPARED UNDER MY DIRECTION, FROM THE ORIGINAL BOOKS, PAPERS AND RECORDS OF SAID UTILITY; THAT I HAVE CAREFULLY EXAMINED THE SAME, AND DECLARE THE SAME TO BE A COMPLETE AND CORRECT STATEMENT OF BUSINESS AND AFFAIRS OF SAID UTILITY FOR THE PERIOD COVERED BY THIS REPORT IN RESPECT TO EACH AND EVERY MATTER AND THING SET FORTH, TO THE BEST OF MY KNOWLEDGE, INFORMATION AND BELIEF.

Sworn Statement: I HEREBY ATTEST THAT ALL PROPERTY TAXES FOR SAID COMPANY ARE CURRENT AND PAID IN FULL. ^{NOT}

I HEREBY ATTEST THAT ALL SALES TAXES FOR SAID COMPANY ARE CURRENT AND PAID IN FULL.

Phil Auernheimer
signature of owner/official


602-578-5220
telephone no.

SUBSCRIBED AND SWORN TO BEFORE ME A NOTARY PUBLIC
IN AND FOR THE COUNTY

THIS 15th DAY OF April, 2019
(month) and (year)

MY COMMISSION EXPIRES

12/29/19
(date)



Connie Himes
(signature of notary public)

Verification and Sworn Statement

Verification:

State of Arizona I, the undersigned of the
(state name)
County of (county name): Maricopa
Name (owner or official) title: Phil Auernheimer, Managing Partner
Company name: Winchester Water Company, LLC

DO SAY THAT THIS ANNUAL UTILITY PROPERTY TAX AND SALES TAX REPORT TO THE ARIZONA CORPORATION COMMISSION.

FOR THE YEAR ENDING: 12/31/18

HAS BEEN PREPARED UNDER MY DIRECTION, FROM THE ORIGINAL BOOKS, PAPERS AND RECORDS OF SAID UTILITY; THAT I HAVE CAREFULLY EXAMINED THE SAME, AND DECLARE THE SAME TO BE A COMPLETE AND CORRECT STATEMENT OF BUSINESS AND AFFAIRS OF SAID UTILITY FOR THE PERIOD COVERED BY THIS REPORT IN RESPECT TO EACH AND EVERY MATTER AND THING SET FORTH, TO THE BEST OF MY KNOWLEDGE, INFORMATION AND BELIEF.

Sworn Statement: IN ACCORDANCE WITH THE REQUIREMENTS OF TITLE 40, ARTICLE 8, SECTION 40-401, ARIZONA REVISED STATUTES, IT IS HEREIN REPORTED THAT THE GROSS OPERATING REVENUE OF SAID UTILITY DERIVED FROM ARIZONA INTRASTATE UTILITY OPERATIONS DURING THE CALENDAR YEAR WAS:

Arizona Intrastate Gross Operating Revenues Only (\$)

\$42,155

(The amount in the box above includes

\$2,433 in sales taxes
billed or collected)

Phil Auernheimer
signature of owner/official

602-578-5220
telephone no.

SUBSCRIBED AND SWORN TO BEFORE ME A NOTARY PUBLIC
IN AND FOR THE COUNTY

THIS 15th DAY OF April 2019
(county name) (month) and (year)

MY COMMISSION EXPIRES 12/29/19
(date)

[Signature]
(signature of notary public)

Verification and Sworn Statement (Residential Revenue)

Verification:

State of Arizona I, the undersigned of the
(state name)

County of (county name): Maricopa
Name (owner or official) title: Phil Auernheimer, Managing Partner
Company name: Winchester Water Compay, LLC

DO SAY THAT THIS ANNUAL UTILITY PROPERTY TAX AND SALES TAX REPORT TO THE ARIZONA CORPORATION COMMISSION.


FOR THE YEAR ENDING: 12/31/18

HAS BEEN PREPARED UNDER MY DIRECTION, FROM THE ORIGINAL BOOKS, PAPERS AND RECORDS OF SAID UTILITY; THAT I HAVE CAREFULLY EXAMINED THE SAME, AND DECLARE THE SAME TO BE A COMPLETE AND CORRECT STATEMENT OF BUSINESS AND AFFAIRS OF SAID UTILITY FOR THE PERIOD COVERED BY THIS REPORT IN RESPECT TO EACH AND EVERY MATTER AND THING SET FORTH, TO THE BEST OF MY KNOWLEDGE, INFORMATION AND BELIEF.

Sworn Statement: IN ACCORDANCE WITH THE REQUIREMENTS OF TITLE 40, ARTICLE 8, SECTION 40-401, ARIZONA REVISED STATUTES, IT IS HEREIN REPORTED THAT THE GROSS OPERATING REVENUE OF SAID UTILITY DERIVED FROM ARIZONA INTRASTATE UTILITY OPERATIONS RECEIVED FROM RESIDENTIAL CUSTOMERS DURING THE CALENDAR YEAR WAS:

Arizona Intrastate Gross Operating Revenues Only (\$)

\$42,155
(The amount in the box above includes
\$2,432 in sales taxes
billed or collected)


signature of owner/official


602-578-5220
telephone no.

SUBSCRIBED AND SWORN TO BEFORE ME A NOTARY PUBLIC
IN AND FOR THE COUNTY

Maricopa
(county name)

THIS 15th DAY OF April 2019
(month) and (year)

MY COMMISSION EXPIRES 12/29/19
(date)


(signature of notary public)

Company	Winchester Water Company, LLC		
Docket No.:	#N/A		
Name of the System:	Winchester Water Company, LLC		
ADEQ Public Water System Number:	#N/A		
ADWR PCC Number:	#N/A		

2018 Utility Shutoffs / Disconnects			
Month	Termination without Notice R14-2-410.B	Termination with Notice R14-2-410.C	Other
January	0	0	
February	0	0	
March	0	0	
April	0	1	
May	0	0	
June	0	0	
July	0	2	
August	0	0	
September	0	1	
October	0	0	
November	0	0	
December	0	0	
Total	0	4	0

Other (description):

Instructions: Fill out the Grey Cells with the relevant information. Input 0 or none if there is nothing recorded in that account or there is no applicable information to report.

RECEIVED
JUN 11 2019