

RECEIVED
UTILITIES DIVISION

2019 APR -3 A 8:41

ANNUAL REPORT

Of

Company Name:
c/o HOAMCO
Mailing Address: PO Box 10000
Prescott AZ
86304
Docket No.: W-04161A
For the Year Ended:

WATER UTILITY

To

Arizona Corporation Commission

Due on April 15th

Email: rdelafuente@azcc.gov, mail or deliver the completed Annual Report to:

Arizona Corporation Commission
Compliance Section - Utilities Division
1200 West Washington Street
Phoenix, Arizona 85007

Application Type:
Application Date:

4-10-19

ARIZONA CORPORATION COMMISSION
WATER UTILITY ANNUAL REPORT
White Horse Ranch Owners Association, Inc.
A Class A Utility

1. For the Calendar Year Ended:

2. Address:
City: State: Zip Code:

3. Telephone Number:

4. Date of Original Organization of Utility:

5. Person to whom correspondence should be addressed concerning this report:

Name:
Telephone No. :
Address:
City: State: Zip Code:
Email:

6. On-Site Manager:

Name:
Telephone No. :
Address:
City: State: Zip Code:
Email:

7. Ownership:

8. Counties Served:

Utility Plant in Service (Water)							
Account No.	Description	Beginning Year Original Cost	Current Year Additions	Current Year Retirements	Adjusted Original Cost	Accumulated Depreciation	OCLD (OC less AD)
301	Organization	\$0	\$0	\$0	\$0	\$0	\$0
302	Franchises	0	0	0	0	0	0
303	Land and Land Rights	22,500	0	0	22,500	0	22,500
304	Structures and Improvements	31,828	0	0	31,828	12,133	19,695
305	Collecting & Improving Reservoirs	0	0	0	0	0	0
306	Lake, River, Canal Intakes	0	0	0	0	0	0
307	Wells and Springs	94,555	0	0	94,555	34,522	60,033
308	Infiltration Galleries	0	0	0	0	0	0
309	Supply Mains	0	0	0	0	0	0
310	Power Generation Equipment	0	0	0	0	0	0
311	Pumping Equipment	78,393	3,654	1,095	80,952	80,952	0
320	Water Treatment Equipment	0	0	0	0	0	0
320.1	Water Treatment Plants	0	0	0	0	0	0
320.2	Solution Chemical Feeders	0	0	0	0	0	0
320.3	Point-of-Use Treatment Devices	0	0	0	0	0	0
330	Distribution Reservoirs and Standpipes	0	0	0	0	0	0
330.1	Storage Tanks	36,938	0	0	36,938	14,435	22,502
330.2	Pressure Tanks	0	0	0	0	0	0
331	Transmission and Distribution Mains	396,760	1,080	0	397,840	132,482	265,358
333	Services	63,840	0	0	63,840	29,273	34,567
334	Meters and Meter Installations	15,375	1,003	300	16,078	14,043	2,035
335	Hydrants	0	0	0	0	0	0
336	Backflow Prevention Devices	0	0	0	0	0	0
339	Other Plant and Misc. Equipment	39,729	0	0	39,729	39,729	0
340	Office Furniture and Equipment	0	0	0	0	0	0
340.1	Computer & Software	0	0	0	0	0	0
341	Transportation Equipment	0	0	0	0	0	0
342	Stores Equipment	0	0	0	0	0	0
343	Tools, Shop and Garage Equipment	0	0	0	0	0	0
344	Laboratory Equipment	0	0	0	0	0	0
345	Power Operated Equipment	0	0	0	0	0	0
346	Communication Equipment	0	0	0	0	0	0
347	Miscellaneous Equipment	0	0	0	0	0	0
348	Other Tangible Plant	0	0	0	0	0	0
	Totals	\$779,919	\$5,737	\$1,395	\$784,261	\$357,570	\$426,690

Instructions: Fill out the Grey Cells with the relevant information. Input 0 or none if there is nothing recorded in that account or there is no applicable information to report.

White Horse Ranch Owners Association, Inc.
Annual Report
Depreciation Expense for the Current Year (Water)
12/31/18

Depreciation Expense for the Current Year (Water)								
Account No.	Description	Beginning Year Original Cost	Current Year Additions	Current Year Retirements	Adjusted Original Cost	Fully Depreciated/Non-depreciable Plant	Depreciation Percentages	Depreciation Expense
301	Organization	\$0	\$0	\$0	\$0	\$0	0.00%	\$0
302	Franchises	0	0	0	0	0	0.00%	0
303	Land and Land Rights	22,500	0	0	22,500	0	0.00%	0
304	Structures and Improvements	31,828	0	0	31,828	0	3.33%	1,060
305	Collecting & Improving Reservoirs	0	0	0	0	0	0.00%	0
306	Lake, River, Canal Intakes	0	0	0	0	0	0.00%	0
307	Wells and Springs	94,555	0	0	94,555	0	3.33%	3,149
308	Infiltration Galleries	0	0	0	0	0	0.00%	0
309	Supply Mains	0	0	0	0	0	0.00%	0
310	Power Generation Equipment	0	0	0	0	0	5.00%	0
311	Pumping Equipment	78,393	3,654	1,095	80,952	0	4.59%	3,654
320	Water Treatment Equipment	0	0	0	0	0	0.00%	0
320.1	Water Treatment Plants	0	0	0	0	0	3.33%	0
320.2	Solution Chemical Feeders	0	0	0	0	0	20.00%	0
320.3	Point-of-Use Treatment Devices	0	0	0	0	0	0.00%	0
330	Distribution Reservoirs and Standpipes	0	0	0	0	0	0.00%	0
330.1	Storage Tanks	36,938	0	0	36,938	0	2.22%	820
330.2	Pressure Tanks	0	0	0	0	0	5.00%	0
331	Transmission and Distribution Mains	396,760	1,080	0	397,840	0	2.00%	7,946
333	Services	63,840	0	0	63,840	0	3.33%	2,126
334	Meters and Meter Installations	15,375	1,003	300	16,078	0	8.33%	1,310
335	Hydrants	0	0	0	0	0	2.00%	0
336	Backflow Prevention Devices	0	0	0	0	0	6.67%	0
339	Other Plant and Misc. Equipment	39,729	0	0	39,729	39,729	0.00%	0
340	Office Furniture and Equipment	0	0	0	0	0	6.67%	0
340.1	Computer & Software	0	0	0	0	0	20.00%	0
341	Transportation Equipment	0	0	0	0	0	20.00%	0
342	Stores Equipment	0	0	0	0	0	4.00%	0
343	Tools, Shop and Garage Equipment	0	0	0	0	0	5.00%	0
344	Laboratory Equipment	0	0	0	0	0	10.00%	0
345	Power Operated Equipment	0	0	0	0	0	5.00%	0
346	Communication Equipment	0	0	0	0	0	10.00%	0
347	Miscellaneous Equipment	0	0	0	0	0	10.00%	0
348	Other Tangible Plant	0	0	0	0	0	10.00%	0
	Subtotal	\$779,919	\$5,737	\$1,395	\$784,261	\$39,729		\$20,064

Contribution(s) in Aid of Construction (Gross)	\$641,658
Less: Non Amortizable Contribution(s)	25,000
Fully Amortized Contribution(s)	0
Amortizable Contribution(s)	<u>\$616,658</u>
Times: Proposed Amortization Rate	2.69%
Amortization of CIAC	\$16,618

Less: Amortization of CIAC
DEPRECIATION EXPENSE

Instructions: Fill out the Grey Cells with the relevant information. Input 0 or none if there is nothing recorded in that account or there is no applicable information to report.

White Horse Ranch Owners Association, Inc.
 Annual Report
 Balance Sheet Assets
 12/31/18

Balance Sheet Assets				
	Assets		Balance at Beginning of Year (2018)	Balance at End of Year (2018)
Account No.	Current and Accrued Assets			
131	Cash		\$160,532	\$143,421
134	Working Funds		0	0
135	Temporary Cash Investments		0	0
141	Customer Accounts Receivable		7,306	8,012
146	Notes Receivable from Associated Companies		0	0
151	Plant Material and Supplies		0	0
162	Prepayments		2,487	1,949
174	Miscellaneous Current and Accrued Assets		0	0
	Total Current and Accrued Assets		\$170,325	\$153,383
Account No.	Fixed Assets			
101	Utility Plant in Service*		\$779,919	\$784,261
103	Property Held for Future Use		0	0
105	Construction Work in Progress		4,327	4,327
108	Accumulated Depreciation (enter as negative)*		(338,901)	(357,570)
121	Non-Utility Property		0	0
122	Accumulated Depreciation - Non Utility		0	0
	Total Fixed Assets		\$445,344	\$431,017
	Total Assets		\$615,669	\$584,399

Instructions: Fill out the Grey Cells with the relevant information. Input 0 or none if there is nothing recorded in that account or there is no applicable information to report.

*Note these items feed automatically from AR3 UPIS Page 3

White Horse Ranch Owners Association, Inc.
 Annual Report
 Balance Sheet Liabilities and Owners Equity

Balance Sheet Liabilities and Owners Equity				
	Liabilities		Balance at Beginning of Year (2018)	Balance at End of Year (2018)
Account No.	Current Liabilities			
231	Accounts Payable		\$3,080	\$5,064
232	Notes Payable (Current Portion)		0	0
234	Notes Payable to Associated Companies		0	0
235	Customer Deposits		751	475
236	Accrued Taxes		0	0
237	Accrued Interest		0	0
242	Miscellaneous Current and Accrued Liabilities		0	0
	Total Current Liabilities		\$3,831	\$5,539
	Long Term Debt			
224	Long Term Debt (Notes and Bonds)		\$0	\$0
	Deferred Credits			
251	Unamortized Premium on Debt		\$0	\$0
252	Advances in Aid of Construction		6,362	7,911
255	Accumulated Deferred Investment Tax Credits		0	0
271	Contributions in Aid of Construction		635,124	641,658
272	Less: Amortization of Contributions		(301,090)	(317,707)
281	Accumulated Deferred Income Tax		0	0
	Total Deferred Credits		\$340,397	\$331,862
	Total Liabilities		\$344,227	\$337,400
	Capital Accounts			
201	Common Stock Issued		\$0	\$0
211	Other Paid-In Capital		0	0
215	Retained Earnings		271,441	246,999
218	Proprietary Capital (Sole Props and Partnerships)		0	0
	Total Capital		\$271,441	\$246,999
	Total Liabilities and Capital		\$615,669	\$584,399

Instructions: Fill out the Grey Cells with the relevant information. Input 0 or none if there is nothing recorded in that account or there is no applicable information to report.

Note: Total liabilities and Capital must match total assets for the beginning and end of the year!

White Horse Ranch Owners Association, Inc.
Annual Report
Water Comparative Income Statement
12/31/18

Water Comparative Income Statement			
Account No.	Calendar Year	Current Year 01/01/2018 - 12/31/2018	Last Year 01/01/2017 - 12/31/2017
	Operating Revenue		
461	Metered Water Revenue	\$93,826	\$89,067
460	Unmetered Water Revenue	0	0
462	Fire Protection Revenue	0	0
469	Guaranteed Revenues (Surcharges)	0	0
471	Miscellaneous Service Revenues	0	0
474	Other Water Revenue	904	1,044
	Total Revenues	\$94,730	\$90,111
	Operating Expenses		
601	Salaries and Wages	\$0	\$0
604	Employee Pensions and Benefits	0	0
610	Purchased Water	55,800	3,040
615	Purchased Power	5,807	5,779
618	Chemicals	508	162
620	Materials and Supplies	1,600	304
620.1	Repairs and Maintenance	195	1,666
620.2	Office Supplies and Expense	1,654	1,646
630	Contractual Services	37,902	25,804
631	Contractual Services -Engineering	0	0
632	Contractual Services - Accounting	0	0
633	Contractual Services - Legal	0	0
634	Contractual Services - Management Fees	0	0
635	Contractual Services - Water Testing	3,137	2,725
636	Contractual Services - Other	0	0
640	Rents	0	0
641	Rental of Building/Real Property	0	0
642	Rental of Equipment	0	0
650	Transportation Expenses	1,302	1,475
657	Insurance - General Liability	2,114	2,075
657.1	Insurance - Health and Life	0	0
665	Regulatory Commission Expense - Rate	0	0
670	Bad Debt Expense	208	388
675	Miscellaneous Expense	42	86
403	Depreciation Expense (From Schedule AR4)	3,446	3,220
408	Taxes Other Than Income	0	0
408.11	Property Taxes	5,557	3,758
409	Income Taxes	0	0
427.1	Customer Security Deposit Interest	0	0
	Total Operating Expenses	\$119,270	\$52,128
	Operating Income / (Loss)	(\$24,540)	\$37,983
	Other Income / (Expense)		
419	Interest and Dividend Income	\$98	\$59
421	Non-Utility Income	0	0
426	Miscellaneous Non-Utility (Expense)	0	0
427	Interest (Expense)	0	0
	Total Other Income / (Expense)	\$98	\$59
	Net Income / (Loss)	(\$24,442)	\$38,042

Instructions: Fill out the Grey Cells with the relevant information. Input 0 or none if there is nothing recorded in that account or there is no applicable information to report.

White Horse Ranch Owners Association, Inc.
 Annual Report
 Full time equivalent employees
 12/31/18

Full time equivalent employees

	Direct Company	Outside service	Total
President	0.0	0.0	0.0
Vice-president	0.0	0.0	0.0
Manager	0.0	0.0	0.0
Engineering Staff	0.0	0.0	0.0
System Operator(s)	0.0	0.0	0.0
Meter reader	0.0	0.0	0.0
Customer Service	0.0	0.0	0.0
Accounting	0.0	0.0	0.0
Business Office	0.0	0.0	0.0
Rates Department	0.0	0.0	0.0
Administrative Staff	0.0	0.0	0.0
Other	0.0	0.0	0.0
Total	0.0	0.0	0.0

Instructions: Fill out the Grey Cells with the relevant information. Input 0 or none if there is nothing recorded in that account or there is no applicable information to report. A full-time employee is based on 2080 total hours per year. Please calculate partial employees using 2080 hours.

Supplemental Financial Data (Long-Term Debt)				
	Loan #1	Loan #2	Loan #3	Loan #4
Date Issued	0	0	0	0
Source of Loan	0	0	0	0
ACC Decision No.	0	0	0	0
Reason for Loan	0	0	0	0
Dollar Amt. Issued	0	0	0	0
Amount Outstanding	0	0	0	0
Date of Maturity	0	0	0	0
Interest Rate	0	0	0	0
Current Year Interest	0	0	0	0
Current Year Principal	0	0	0	0

Meter Deposit Balance at Test Year End:	\$7,911
---	---------

Meter Deposits Refunded During the Test Year:	\$951
---	-------

List all bonds, notes, loans, and other types of indebtedness in which the proceeds were used in the provision of public utility service. Indebtedness incurred for personal uses by the owner of the utility should not be listed. Input 0 or none if there is nothing to report for that cell.

Well and Water Usage									
Name of the System:		WHITE HORSE RANCH OWNERS ASSN							
ADEQ Public Water System Number:		AZ0413221							
ADWR PCC Number:		91-000682.0000							
Well registry 55# (55-XXXXXX):	Pump Horsepower	Pump Yield (gpm)	Casing Depth (feet)	Casing Diameter (inches)	Pump Motor Type **	Year Drilled	Meter Size (inches)	How measured:	Active
55-558950	1 1/2	28	250	5	submersible	1996	1 1/2	Metered	Yes
55-5558951	1 1/2	25	450	4.5	submersible	1997	1 1/2	Metered	Yes
55-909623	1	7	317	4.5	submersible	2008	5/8 x 3/4	Metered	Yes
55-910637	1 1/2	5	340	4.5	submersible	2009	5/8 x 3/4	Metered	Yes

Name of system water delivered to: _____
 ADWR PCC Number: _____
 Source of water delivered to another system: _____

Name of system water received from: _____
 ADWR PCC Number: _____
 Source of water received: _____ Other _____
 Well registry 55# (55-XXXXXX): _____

Month	Water withdrawn (acre ft) ¹	Water sold (acre ft) ²	Water delivered (sold) to other systems (acre ft) ³	Water received (purchased) from other systems (acre ft) ⁴	Estimated authorized use (acre ft) ⁵	Purchased Power Expense ⁶	Purchased Power (kWh) ⁷
January	2	2	0	0	2	\$616	3,454
February	1	1	0	0	1	529	2,864
March	2	1	0	0	1	460	2,510
April	2	2	0	0	2	489	2,658
May	1	2	0	0	2	520	2,525
June	2	2	0	1	2	472	2,256
July	1	2	0	1	2	477	2,266
August	1	2	0	1	2	417	1,977
September	2	2	0	0	2	464	2,261
October	1	1	0	1	1	503	1,655
November	1	2	0	0	1	455	2,415
December	1	1	0	0	1	542	3,149
Totals	17	20	0	4	20	\$5,945	29,990

If applicable, in the space below please provide a description for all un-metered water use along with amounts:

Instructions: Fill out the Grey Cells with the relevant information. Input 0 or none if there is nothing recorded in that account or there is no applicable information to report.

1 Water withdrawn - Total acre feet of water withdrawn from pumped sources.
 2 Water sold - Total acre feet from customer meters, and other sales such as construction water.
 3 Water delivered (sold) to other systems - Total acre feet of water delivered to other systems.
 4 Water received (purchased) from other systems - Total acre feet of water purchased/received from other systems.
 5 Estimated authorized use - Total estimated acre feet from authorized metered or unmetered use. Authorized uses such as flushing (mains, services and hydrants) draining/cleaning tanks, process, construction, fire fighting, etc. Non-authorized use (real losses) are service line breaks and leaks, water main breaks, meter inaccuracies and theft.
 6 Enter the total purchased power costs for the power meters associated with this system.
 7 Enter the total purchased kWh used by the power meters associated with this system.

Water Utility Plant Description	
Name of the System:	WHITE HORSE RANCH OWNERS ASSN
ADEQ Public Water System Number:	AZ0413221
ADWR PCC Number:	91-000682.0000

MAINS		
Sizes (inches)	Material	Length (feet)
2.00		1,300
4.00		8,587
6.00		13,585
8.00		12,993

CUSTOMER METERS	
Size (inches)	Quantity
5/8 X 3/4	134

SERVICE LINES	
Material	Percent of system

BOOSTER PUMPS		
Horsepower	GPM	Quantity

FIRE HYDRANTS	
Type	Quantity
Standard *	6
Other	

STORAGE TANKS		
Capacity (gallons)	Material	Quantity
80,000		1

PRESSURE/BLADDER TANKS		
Capacity (gallons)	Material	Quantity

Instructions: Fill out the Grey Cells with the relevant information. Input 0 or none if there is nothing recorded in that account or there is no applicable information to report. Copy and paste this sheet as many times as is necessary.

* A standard fire hydrant has two 2.5 inch hose connection nozzles with 7.5 threads per inch, and one 4.5 inch pumper connection nozzle with 4 threads per inch.

Water Utility Plant Description (Continued)

For the following three items, list the utility owned assets in each category for each system.

TREATMENT EQUIPMENT:	2 each, sodium hypochlorite metering pumps with related equipment
-----------------------------	---

STRUCTURES:	4 each, pumphouses; 1 storage shed; 1 storage tank
--------------------	--

OTHER:	
---------------	--

Instructions: Fill out the Grey Cells with the relevant information. Input 0 or none if there is nothing recorded in that account or there is no applicable information to report. Copy and paste this sheet as many times as is necessary.

Customer and Other Information	
Name of the System:	WHITE HORSE RANCH OWNERS ASSN
ADEQ Public Water System Number:	AZ0413221
ADWR PCC Number:	91-000682.0000

Month	Number of Customers				
	Single-Family	Multi-Family	Commercial	Turf/Irrigation	Other Non-Residential
January	131	0	0	0	0
February	132	0	0	0	0
March	131	0	0	0	0
April	131	0	0	0	0
May	132	0	0	0	0
June	132	0	0	0	0
July	131	0	0	0	0
August	134	0	0	0	0
September	134	0	0	0	0
October	134	0	0	0	0
November	134	0	0	0	0
December	134	0	0	0	0

If the system has fire hydrants, what is the fire flow requirements? GPM for hrs.

Does the system have chlorination treatment?

Does the Company have an ADWR Gallons Per Capita Per Day (GCPCPD) requirement?

If yes, provide the GCPCPD amount:

Is the Water Utility located in an ADWR Active Management Area (AMA)?

If yes, which AMA?

Instructions: Fill out the Grey Cells with the relevant information. Input 0 or none if there is nothing recorded in that account or there is no applicable information to report. Copy and paste this sheet as many times as is necessary.

White Horse Ranch Owners Association, Inc.
Annual Report
Property Taxes
12/31/18

Property Taxes	
Amount of actual property taxes paid during Calendar Year 2018 was	\$5,557

If no property taxes paid, explain why. N/A
--

Instructions: Fill out the Grey Cells with the relevant information. Input 0 or none if there is nothing recorded in that account or there is no applicable information to report.

Verification and Sworn Statement (Taxes)

Verification: State of Arizona I, the undersigned of the
(state name)

County of (county name): Yavapai
Name (owner or official) title: 0
Company name: White Horse Ranch Owners Association, Inc.

DO SAY THAT THIS ANNUAL UTILITY PROPERTY TAX AND SALES TAX REPORT TO THE ARIZONA CORPORATION COMMISSION.

FOR THE YEAR ENDING: 12/31/18

HAS BEEN PREPARED UNDER MY DIRECTION, FROM THE ORIGINAL BOOKS, PAPERS AND RECORDS OF SAID UTILITY; THAT I HAVE CAREFULLY EXAMINED THE SAME, AND DECLARE THE SAME TO BE A COMPLETE AND CORRECT STATEMENT OF BUSINESS AND AFFAIRS OF SAID UTILITY FOR THE PERIOD COVERED BY THIS REPORT IN RESPECT TO EACH AND EVERY MATTER AND THING SET FORTH, TO THE BEST OF MY KNOWLEDGE, INFORMATION AND BELIEF.

Sworn Statement: I HEREBY ATTEST THAT ALL PROPERTY TAXES FOR SAID COMPANY ARE CURRENT AND PAID IN FULL.

I HEREBY ATTEST THAT ALL SALES TAXES FOR SAID COMPANY ARE CURRENT AND PAID IN FULL.

RECEIVED
UTILITIES DIVISION
2019 APR -3 A-8-42
ARIZONA CORPORATION
COMMISSION

Jennie Shook

signature of owner/official

928-776-4479

telephone no.

SUBSCRIBED AND SWORN TO BEFORE ME A NOTARY PUBLIC
IN AND FOR THE COUNTY

THIS

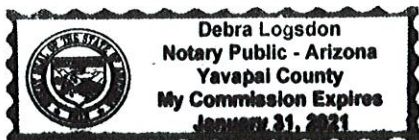
1st

DAY OF

Yavapai
(county name)
April, 2019
(month) and (year)

MY COMMISSION EXPIRES

1/21/21
(date)



Debra Logsdon
(signature of notary public)

Verification and Sworn Statement

Verification:

State of Arizona I, the undersigned of the
(state name)
County of (county name): Yavapai
Name (owner or official) title: 0
Company name: White Horse Ranch Owners Association, Inc.

DO SAY THAT THIS ANNUAL UTILITY PROPERTY TAX AND SALES TAX REPORT TO THE ARIZONA CORPORATION COMMISSION.

FOR THE YEAR ENDING: 12/31/18

HAS BEEN PREPARED UNDER MY DIRECTION, FROM THE ORIGINAL BOOKS, PAPERS AND RECORDS OF SAID UTILITY; THAT I HAVE CAREFULLY EXAMINED THE SAME, AND DECLARE THE SAME TO BE A COMPLETE AND CORRECT STATEMENT OF BUSINESS AND AFFAIRS OF SAID UTILITY FOR THE PERIOD COVERED BY THIS REPORT IN RESPECT TO EACH AND EVERY MATTER AND THING SET FORTH, TO THE BEST OF MY KNOWLEDGE, INFORMATION AND BELIEF.

Sworn Statement: IN ACCORDANCE WITH THE REQUIREMENTS OF TITLE 40, ARTICLE 8, SECTION 40-401, ARIZONA REVISED STATUTES, IT IS HEREIN REPORTED THAT THE GROSS OPERATING REVENUE OF SAID UTILITY DERIVED FROM ARIZONA INTRASTATE UTILITY OPERATIONS DURING THE CALENDAR YEAR WAS:

RECEIVED
UTILITIES DIVISION
2019 APR -3 A 8:41
ARIZONA CORPORATION
COMMISSION

Arizona Intrastate Gross Operating Revenues Only (\$)

\$99,788

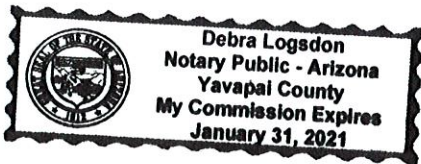
(The amount in the box above includes

\$5,962 in sales taxes
billed or collected)

Jennie Shook
signature of owner/official

928-776-4479

telephone no.



SUBSCRIBED AND SWORN TO BEFORE ME A NOTARY PUBLIC
IN AND FOR THE COUNTY

Yavapai
(county name)

THIS 1st DAY OF April 2019
(month) and (year)

MY COMMISSION EXPIRES

01/31/21
(date)

Debra Logsdon
(signature of notary public)

Verification and Sworn Statement (Residential Revenue)

Verification:

State of Arizona I, the undersigned of the
(state name)

County of (county name): Yavapai
Name (owner or official) title: 0
Company name: White Horse Ranch Owners Association, Inc.

DO SAY THAT THIS ANNUAL UTILITY PROPERTY TAX AND SALES TAX REPORT TO THE ARIZONA CORPORATION COMMISSION.

FOR THE YEAR ENDING: 12/31/18

HAS BEEN PREPARED UNDER MY DIRECTION, FROM THE ORIGINAL BOOKS, PAPERS AND RECORDS OF SAID UTILITY; THAT I HAVE CAREFULLY EXAMINED THE SAME, AND DECLARE THE SAME TO BE A COMPLETE AND CORRECT STATEMENT OF BUSINESS AND AFFAIRS OF SAID UTILITY FOR THE PERIOD COVERED BY THIS REPORT IN RESPECT TO EACH AND EVERY MATTER AND THING SET FORTH, TO THE BEST OF MY KNOWLEDGE, INFORMATION AND BELIEF.

Sworn Statement: IN ACCORDANCE WITH THE REQUIREMENTS OF TITLE 40, ARTICLE 8, SECTION 40-401, ARIZONA REVISED STATUTES, IT IS HEREIN REPORTED THAT THE GROSS OPERATING REVENUE OF SAID UTILITY DERIVED FROM ARIZONA INTRASTATE UTILITY OPERATIONS RECEIVED FROM RESIDENTIAL CUSTOMERS DURING THE CALENDAR YEAR WAS:

RECEIVED
UTILITIES DIVISION
2019 APR -3 A 8:41
ARIZONA CORPORATION
COMMISSION

Arizona Intrastate Gross Operating Revenues Only (\$)

\$99,788

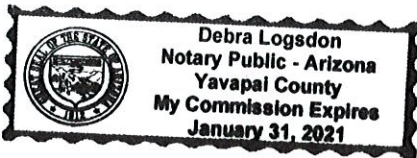
(The amount in the box above includes

\$5,962 in sales taxes
billed or collected)

Jennie Shook
signature of owner/official

928-776-4479

telephone no.



SUBSCRIBED AND SWORN TO BEFORE ME A NOTARY PUBLIC
IN AND FOR THE COUNTY

Yavapai
(county name)

THIS 1st DAY OF April 2018
(month) and (year)

MY COMMISSION EXPIRES 5/31/21
(date)

Debra Logsdon
(signature of notary public)