

**ANNUAL REPORT**

Of

Company Name: West End Water Co.  
9098 W. Pinnacle Peak Rd

Mailing Address: Peoria AZ  
85383

Docket No.: W-01157A  
For the Year Ended: 12/31/20

**RECEIVED  
BY EMAIL**  
04/27/2021, 8:55 AM  
**ARIZONA CORPORATION COMMISSION  
UTILITIES DIVISION**

**WATER UTILITY**

To

Arizona Corporation Commission

**Due on April 15th**

Email: [rdefafuente@azcc.gov](mailto:rdefafuente@azcc.gov), mail or deliver the completed Annual Report to:  
Arizona Corporation Commission  
Compliance Section - Utilities Division  
1200 West Washington Street  
Phoenix, Arizona 85007

Application Type: Original Filing  
Application Date: 4/26/2021

ARIZONA CORPORATION COMMISSION  
WATER UTILITY ANNUAL REPORT  
West End Water Co.  
A Class  Utility

For the Calendar Year Ended: 12/31/20

Primary Address: 9098 W Pinnacle Peak Road  
City: Peoria State: Arizona Zip Code: 85383

Telephone Number: 623-972-6133

Date of Original Organization of Utility: 3/7/1979

Person to whom correspondence should be addressed concerning this report:

Name: Steven D. Campbell  
Telephone No. : 623-972-6133  
Address: 9098 W Pinnacle Peak Road  
City: Peoria State: Arizona Zip Code: 85383  
Email: scampbell@jdcwater.com

[Redacted]  
Name: [Redacted]  
Telephone No. : [Redacted]  
Address: [Redacted]  
City: [Redacted] State: [Redacted] Zip Code: [Redacted]  
Email: [Redacted]

[Redacted]  
Name: [Redacted]  
Telephone No. : [Redacted]  
Address: [Redacted]  
City: [Redacted] State: [Redacted] Zip Code: [Redacted]  
Email: [Redacted]

[Redacted]  
Name: [Redacted]  
Telephone No. : [Redacted]  
Address: [Redacted]  
City: [Redacted] State: [Redacted] Zip Code: [Redacted]  
Email: [Redacted]

[Redacted]  
Name: [Redacted]  
Telephone No. : [Redacted]  
Address: [Redacted]  
City: [Redacted] State: [Redacted] Zip Code: [Redacted]  
Email: [Redacted]

Ownership: "S" Corporation

Counties Served: Maricopa

<b>Important changes during the year</b>
--

No	For those companies not subject to the affiliated interest rules, has there been a change in ownership or direct control during the year?
	If yes, please provide specific details in the box below.

No	Has the company been notified by any other regulatory authorities during the year, that they are out of compliance?
	If yes, please provide specific details in the box below.

Utility Plant in Service (Water)							
Account No.	Description	Beginning Year Original Cost	Current Year Additions	Current Year Retirements	Adjusted Original Cost	Accumulated Depreciation	OC.L.D (OC less AD)
301	Organization	\$0	\$0	\$0	\$0	\$0	\$0
302	Franchises	136,943	0	0	136,943	0	136,943
303	Land and Land Rights	16,747	0	0	16,747	0	16,747
304	Structures and Improvements	186,540	0	0	186,540	134,924	51,616
305	Collecting & Improving Reservoirs	0	0	0	0	0	0
306	Lake, River, Canal Intakes	0	0	0	0	0	0
307	Wells and Springs	230,477	0	0	230,477	165,192	65,286
308	Infiltration Galleries	0	0	0	0	0	0
309	Supply Mains	0	0	0	0	0	0
310	Power Generation Equipment	0	0	0	0	0	0
311	Pumping Equipment	400,357	0	0	400,357	389,898	10,459
320	Water Treatment Equipment	0	0	0	0	0	0
320.1	Water Treatment Plants	0	0	0	0	0	0
320.2	Solution Chemical Feeders	545	0	0	545	545	0
320.3	Point-of-Use Treatment Devices	0	0	0	0	0	0
330	Distribution Reservoirs and Standpipes	0	0	0	0	0	0
330.1	Storage Tanks	251,151	0	0	251,151	137,510	113,641
330.2	Pressure Tanks	0	0	0	0	0	0
331	Transmission and Distribution Mains	1,016,235	0	0	1,016,235	486,046	530,190
333	Services	61,288	570	250	61,608	32,303	29,304
334	Meters and Meter Installations	13,085	2,138	500	14,722	11,434	3,289
335	Hydrants	39,310	0	0	39,310	20,728	18,582
336	Backflow Prevention Devices	0	0	0	0	0	0
339	Other Plant and Misc. Equipment	0	0	0	0	0	0
340	Office Furniture and Equipment	2,699	0	0	2,699	990	1,709
340.1	Computer & Software	0	0	0	0	0	0
341	Transportation Equipment	0	0	0	0	0	0
342	Stores Equipment	0	0	0	0	0	0
343	Tools, Shop and Garage Equipment	0	0	0	0	0	0
344	Laboratory Equipment	0	0	0	0	0	0
345	Power Operated Equipment	0	0	0	0	0	0
346	Communication Equipment	0	0	0	0	0	0
347	Miscellaneous Equipment	0	0	0	0	0	0
348	Other Tangible Plant	981	0	0	981	981	0
	<b>Totals</b>	<b>\$2,356,358</b>	<b>\$2,707</b>	<b>\$750</b>	<b>\$2,358,315</b>	<b>\$1,380,552</b>	<b>\$977,763</b>

Depreciation Expense for the Current Year (Water)									
Account No.	Description	Beginning Year Original Cost	Current Year Additions	Current Year Retirements	Adjusted Original Cost	Fully Depreciated/Non-depreciable Plant	Depreciable Plant	Depreciation Percentages	Depreciation Expense
301	Organization	\$0	\$0	\$0	\$0	\$0	\$0	0.00%	\$0
302	Franchises	136,943	0	0	136,943	136,943	0	0.00%	0
303	Land and Land Rights	16,747	0	0	16,747	16,747	0	0.00%	0
304	Structures and Improvements	186,540	0	0	186,540	0	186,540	3.33%	6,212
305	Collecting & Improving Reservoirs	0	0	0	0	0	0	0.00%	0
306	Lake, River, Canal Intakes	0	0	0	0	0	0	0.00%	0
307	Wells and Springs	230,477	0	0	230,477	0	230,477	3.33%	7,675
308	Infiltration Galleries	0	0	0	0	0	0	0.00%	0
309	Supply Mains	0	0	0	0	0	0	0.00%	0
310	Power Generation Equipment	0	0	0	0	0	0	0.00%	0
311	Pumping Equipment	400,357	0	0	400,357	381,764	18,593	12.50%	2,324
320	Water Treatment Equipment	0	0	0	0	0	0	0.00%	0
320.1	Water Treatment Plants	0	0	0	0	0	0	0.00%	0
320.2	Solution Chemical Feeders	545	0	0	545	545	0	20.00%	0
320.3	Point-of-Use Treatment Devices	0	0	0	0	0	0	0.00%	0
330	Distribution Reservoirs and Standpipes	0	0	0	0	0	0	0.00%	0
330.1	Storage Tanks	251,151	0	0	251,151	0	251,151	2.22%	5,576
330.2	Pressure Tanks	0	0	0	0	0	0	0.00%	0
331	Transmission and Distribution Mains	1,016,235	0	0	1,016,235	0	1,016,235	2.00%	20,325
333	Services	61,288	570	250	61,608	0	61,608	3.33%	2,046
334	Meters and Meter Installations	13,085	2,138	500	14,722	11,567	3,156	8.33%	195
335	Hydrants	39,310	0	0	39,310	0	39,310	2.00%	786
336	Backflow Prevention Devices	0	0	0	0	0	0	0.00%	0
339	Other Plant and Misc. Equipment	0	0	0	0	0	0	0.00%	0
340	Office Furniture and Equipment	2,699	0	0	2,699	0	2,699	6.67%	180
340.1	Computer & Software	0	0	0	0	0	0	0.00%	0
341	Transportation Equipment	0	0	0	0	0	0	0.00%	0
342	Stores Equipment	0	0	0	0	0	0	0.00%	0
343	Tools, Shop and Garage Equipment	0	0	0	0	0	0	0.00%	0
344	Laboratory Equipment	0	0	0	0	0	0	0.00%	0
345	Power Operated Equipment	0	0	0	0	0	0	0.00%	0
346	Communication Equipment	0	0	0	0	0	0	0.00%	0
347	Miscellaneous Equipment	0	0	0	0	0	0	0.00%	0
348	Other Tangible Plant	981	0	0	981	981	0	10.00%	0
	<b>Subtotal</b>	<b>\$2,356,358</b>	<b>\$2,707</b>	<b>\$750</b>	<b>\$2,358,315</b>	<b>\$548,546</b>	<b>\$1,809,769</b>		<b>\$45,318</b>

Contribution(s) in Aid of Construction (Gross)	\$1,913,199
Less: Non Amortizable Contribution(s)	0
Fully Amortized Contribution(s)	0
Amortizable Contribution(s)	\$1,913,199
Times: Proposed Amortization Rate	2.50%
Amortization of CIAC	\$47,934

Less: Amortization of CIAC \$47,934

**DEPRECIATION EXPENSE** **(\$2,616)**

West End Water Co.  
 Annual Report  
 Balance Sheet Assets  
 12/31/20

Balance Sheet Assets				
	Assets		Balance at Beginning of Year (2020)	Balance at End of Year (2020)
Account No.	<b>Current and Accrued Assets</b>			
131	Cash		\$ 10,047	\$ 14,424
134	Working Funds			
141	Customer Accounts Receivable		504	504
142	Other Accounts Receivable		2,419	2,419
146	Notes Receivable from Associated Companies		385	385
151	Plant Material and Supplies			
162	Prepayments			
174	Miscellaneous Current and Accrued Assets		95	95
	<b>Total Current and Accrued Assets</b>		<b>\$13,450</b>	<b>\$17,827</b>
Account No.	<b>Fixed Assets</b>			
101	Utility Plant in Service*		\$2,356,358	\$2,358,315
103	Property Held for Future Use			
105	Construction Work in Progress		14,420	14,420
108	Accumulated Depreciation (enter as negative)*		(1,335,983)	(1,380,552)
121	Non-Utility Property			
122	Accumulated Depreciation - Non Utility			
	<b>Total Fixed Assets</b>		<b>\$1,034,795</b>	<b>\$992,184</b>
	<b>Total Assets</b>		<b>\$1,048,245</b>	<b>\$1,010,010</b>

\*Note these items feed automatically from AR3 UPIS Page 4

West End Water Co.  
Annual Report  
Balance Sheet Liabilities and Owners Equity

<b>Balance Sheet Liabilities and Owners Equity</b>				
	<b>Liabilities</b>		<b>Balance at Beginning of Year (2020)</b>	<b>Balance at End of Year (2020)</b>
<b>Account No.</b>	<b>Current Liabilities</b>			
231	Accounts Payable		\$ 5,165	\$ 1,566
232	Notes Payable (Current Portion)			
234	Notes Payable to Associated Companies		873,341	869,841
235	Customer Deposits		27,037	30,153
236	Accrued Taxes		737	922
237	Accrued Interest		24,318	24,318
242	Miscellaneous Current and Accrued Liabilities		(761)	(761)
	<b>Total Current Liabilities</b>		<b>\$929,836</b>	<b>\$926,039</b>
	<b>Long Term Debt</b>			
224	Long Term Debt (Notes and Bonds)		\$17,370	\$17,370
	<b>Deferred Credits</b>			
251	Unamortized Premium on Debt			
252	Advances in Aid of Construction		109,159	111,359
255	Accumulated Deferred Investment Tax Credits			
271	Contributions in Aid of Construction		1,913,199	1,913,199
272	Less: Amortization of Contributions		(1,169,564)	(1,217,498)
281	Accumulated Deferred Income Tax			
	<b>Total Deferred Credits</b>		<b>\$852,794</b>	<b>\$807,061</b>
	<b>Total Liabilities</b>		<b>\$1,800,001</b>	<b>\$1,750,470</b>
	<b>Capital Accounts</b>			
201	Common Stock Issued		\$ 1,000	\$ 1,000
211	Other Paid-In Capital			
215	Retained Earnings		(752,756)	(741,460)
218	Proprietary Capital (Sole Props and Partnerships)			
	<b>Total Capital</b>		<b>(\$751,756)</b>	<b>(\$740,460)</b>
	<b>Total Liabilities and Capital</b>		<b>\$1,048,245</b>	<b>\$1,010,010</b>

**Note: Total liabilities and Capital must match total assets for the beginning and end of the year!**

West End Water Co.  
Annual Report  
Water Comparative Income Statement  
12/31/20

<b>Water Comparative Income Statement</b>			
Account No.	Calendar Year	Current Year 01/01/2020 - 12/31/2020	Last Year 01/01/2019 - 12/31/2019
	<b>Operating Revenue</b>		
461	Metered Water Revenue	\$186,602	\$179,465
460	Unmetered Water Revenue	0	0
462	Fire Protection Revenue	0	0
469	Guaranteed Revenues (Surcharges)	0	0
471	Miscellaneous Service Revenues	2,520	3,561
474	Other Water Revenue	133	120
	<b>Total Revenues</b>	<b>\$189,255</b>	<b>\$183,145</b>
	<b>Operating Expenses</b>		
601	Salaries and Wages	\$112,700	\$106,970
604	Employee Pensions and Benefits	11,035	9,833
610	Purchased Water	0	0
615	Purchased Power	20,107	19,955
618	Chemicals	100	164
620	Materials and Supplies	3,836	3,141
620.1	Repairs and Maintenance	0	0
620.2	Office Supplies and Expense	0	0
630	Contractual Services	0	0
631	Contractual Services - Engineering	0	0
632	Contractual Services - Accounting	4,445	3,812
633	Contractual Services - Legal	0	0
634	Contractual Services - Management Fees	0	0
635	Contractual Services - Water Testing	980	1,920
636	Contractual Services - Other	4,572	3,418
640	Rents	0	0
641	Rental of Building/Real Property	0	0
642	Rental of Equipment	0	909
650	Transportation Expenses	4,345	6,282
657	Insurance - General Liability	0	0
657.1	Insurance - Health and Life	0	0
665	Regulatory Commission Expense - Rate	0	0
670	Bad Debt Expense	0	196
675	Miscellaneous Expense	4,164	3,436
403	Depreciation Expense (From Schedule AR4)	(2,616)	(1,311)
408	Taxes Other Than Income	8,515	8,353
408.11	Property Taxes	7,015	6,768
409	Income Taxes	0	0
427.1	Customer Security Deposit Interest	0	0
	<b>Total Operating Expenses</b>	<b>\$179,198</b>	<b>\$173,846</b>
	<b>Operating Income / (Loss)</b>	<b>\$10,057</b>	<b>\$9,299</b>
	<b>Other Income / (Expense)</b>		
419	Interest and Dividend Income	\$0	\$0
421	Non-Utility Income	1,720	1,195
426	Miscellaneous Non-Utility (Expense)	0	0
427	Interest (Expense)	(480)	(401)
	<b>Total Other Income / (Expense)</b>	<b>\$1,239</b>	<b>\$794</b>
	<b>Net Income / (Loss)</b>	<b>\$11,296</b>	<b>\$10,093</b>



West End Water Co.  
Annual Report  
Full time equivalent employees  
12/31/20

**Full time equivalent employees**

	Direct Company	Allocated	Outside service	Total
President				0.0
Vice-president				0.0
Manager				0.0
Engineering Staff				0.0
System Operator(s)				0.0
Meter reader				0.0
Customer Service				0.0
Accounting				0.0
Business Office				0.0
Rates Department				0.0
Administrative Staff				0.0
Other				0.0
<b>Total</b>	0.0	0.0	0.0	0.0

Employees shared with Sunrise Water Co. and shown on Sunrise Water Co. report.

West End Water Co.  
 Annual Report  
 Supplemental Financial Data (Long-Term Debt)  
 12/31/20

Supplemental Financial Data (Long-Term Debt)				
	Loan #1	Loan #2	Loan #3	Loan #4
Date Issued	N/A			
Source of Loan				
ACC Decision No.				
Reason for Loan				
Dollar Amt. Issued	\$17,370			
Amount Outstanding	\$17,370			
Date of Maturity	4/1/1997			
Interest Rate	10.00%			
Current Year Interest	\$0			
Current Year Principal	\$0			

Meter Deposit Balance at Test Year End:	\$30,153
---	----------

Meter Deposits Refunded During the Test Year:	\$2,245
---	---------

**List all bonds, notes, loans, and other types of indebtedness in which the proceeds were used in the provision of public utility service. Indebtedness incurred for personal uses by the owner of the utility should not be listed. Input 0 or none if there is nothing to report for that cell.**




Well and Water Usage

Name of the System:		WESTEND WATER CO-WHEAT									
ADEQ Public Water System Number:		AZ0407167									
ADWR PCC Number:		91-000241.0000									
Well registry 55# (55-XXXXXX):	Pump Horsepower	Pump Yield (gpm)	Casing Depth (feet)	Casing Diameter (inches)	Pump Motor Type **	Year Drilled	Water level 2010	Water level 2020	Meier Size (inches)	How measured	Active
55-626341	7.5	28	700	6	Submersible	1970			2	Metered	Yes

Name of system water delivered to	WESTEND WATER CO-WHEAT		
ADWR PCC Number:	91-000241.0000		
Source of water delivered to another system	NA		
Name of system water received from	NA		
ADWR PCC Number:	#N/A		
Source of water received	NA		
Well registry 55# (55-XXXXXX):	NA		

Month	Water withdrawn (gallons) <sup>1</sup>	Water sold (gallons) <sup>2</sup>	Water delivered (sold) to other systems (gallons) <sup>3</sup>	Water received (purchased) from other systems (gallons) <sup>4</sup>	Estimated authorized use (gallons) <sup>5</sup>	Purchased Power Expense <sup>6</sup>	Purchased Power (kWh) <sup>7</sup>
January	110,900	96,220	0.00	0.00	0.00	\$222	712
February	126,900	105,880	0.00	0.00	0.00	216	549
March	101,800	90,640	0.00	0.00	0.00	216	524
April	136,300	121,790	0.00	0.00	0.00	214	774
May	169,700	149,970	0.00	0.00	0.00	203	948
June	203,300	181,110	0.00	0.00	0.00	215	1,122
July	296,200	252,900	0.00	0.00	0.00	231	1,644
August	252,800	216,920	0.00	0.00	0.00	215	1,275
September	208,800	182,780	0.00	0.00	0.00	213	981
October	207,700	182,530	0.00	0.00	0.00	215	1,026
November	168,000	149,240	0.00	0.00	0.00	217	932
December	125,000	105,520	0.00	0.00	0.00	217	700
Totals	2,107,400	1,835,500	0.00	0.00	0.00	\$2,592	11,187

If applicable, in the space below please provide a description for all un-metered water use along with amounts:



<sup>1</sup> Water withdrawn - Total gallons of water withdrawn from pumped sources.  
<sup>2</sup> Water sold - Total gallons from customer meters, and other sales such as construction water.  
<sup>3</sup> Water delivered (sold) to other systems - Total gallons of water delivered to other systems.  
<sup>4</sup> Water received (purchased) from other systems - Total gallons of water purchased/received from other systems.  
<sup>5</sup> Estimated authorized use - Total estimated gallons from authorized metered or unmetered use. Authorized uses such as flushing (mains, services and hydrants) draining/cleaning tanks, process, construction, fire fighting, etc. Non-authorized use (real losses) are service line breaks and leaks, water main breaks, meter inaccuracies and theft.  
<sup>6</sup> Enter the total purchased power costs for the power meters associated with this system.  
<sup>7</sup> Enter the total purchased kWh used by the power meters associated with this system.

Water Utility Plant Description	
Name of the System:	WEST END WATER COMPANY
ADEQ Public Water System Number:	AZ0407067
ADWR PCC Number:	91-000206.0000

MAINS		
Sizes (inches)	Material	Length (feet)
2.00	PVC/Galv	21,296
6.00	PVC	13,710
8.00	PVC	1,102
6.00	Ductile Iron	321
8.00	Ductile Iron	158

CUSTOMER METERS			
Size (inches)	Quantity	Percent over 1,000,000 gallons	Percent over 10 years old
5/8 X 3/4	289		
0.75	39		
1	6		
2	1		

SERVICE LINES		
Material	Percent of system	Year installed
PVC	95%	
Copper	5%	

BOOSTER PUMPS		
Horsepower	GPM	Quantity
10	80	2
20	250	1

FIRE HYDRANTS	
Type	Quantity
Standard *	12
Other	

STORAGE TANKS			
Capacity (gallons)	Material	Quantity	Year installed
100,000	Steel	1	2001
100,000	Steel	1	2004

PRESSURE/BLADDER TANKS			
Capacity (gallons)	Material	Quantity	Year installed
5,000	Steel	1	2001

\* A standard fire hydrant has two 2.5 inch hose connection nozzles with 7.5 threads per inch, and one 4.5 inch pumper connection nozzle with 4 threads per inch.

**Water Utility Plant Description (Continued)**

For the following three items, list the utility owned assets in each category for each system.

<b>TREATMENT EQUIPMENT:</b>	Chemical Feed Pump
<b>STRUCTURES:</b>	Booster Pump and Electrical Control Building. Chain Link Fence. Two (2) Steel water storage tanks.
<b>OTHER:</b>	n/a

Provide a calculation used to determine the value of one water equivalent residential connection (ERC).

Use one of the following methods:

- (a) If actual flow data are available from the preceding 12 months, divide the total annual single family residence (SFR) gallons sold by the average number of single family residence customers for the same period and divide the result by 365
- (b) If no historical flow data are available, use:  
 $ERC = ( \text{Total SFR gallons sold (Omit 000)} / 365 \text{ days} / 350 \text{ gallons per day} )$

ERC 344  
 Method used: (a)

Water Utility Plant Description	
Name of the System:	WESTEND WATER CO-WHEAT
ADEQ Public Water System Number:	AZ0407167
ADWR PCC Number:	91-000206.0000

MAINS		
Sizes (inches)	Material	Length (feet)
4.00	PVC	1,300
6.00	PVC	2,413
[REDACTED]		

CUSTOMER METERS			
Size (inches)	Quantity	Percent over 1,000,000 gallons	Percent over 10 years old
5/8 X 3/4	18	[REDACTED]	[REDACTED]
0.75	1	[REDACTED]	[REDACTED]
[REDACTED]			

SERVICE LINES		
Material	Percent of system	Year installed
PVC	100%	[REDACTED]
[REDACTED]		

BOOSTER PUMPS		
Horsepower	GPM	Quantity
2.5	50	1
5	100	1
[REDACTED]		

FIRE HYDRANTS	
Type	Quantity
Standard *	[REDACTED]
Other	[REDACTED]

STORAGE TANKS			
Capacity (gallons)	Material	Quantity	Year installed
10,000	Steel	1	2004
[REDACTED]			

PRESSURE/BLADDER TANKS			
Capacity (gallons)	Material	Quantity	Year installed
5,000	Steel	1	[REDACTED]
[REDACTED]			

\* A standard fire hydrant has two 2.5 inch hose connection nozzles with 7.5 threads per inch, and one 4.5 inch pumper connection nozzle with 4 threads per inch.

<b>Water Utility Plant Description (Continued)</b>
--

For the following three items, list the utility owned assets in each category for each system.

<b>TREATMENT EQUIPMENT:</b>	n/a
<b>STRUCTURES:</b>	Chain Link Fence. Water storage tank.
<b>OTHER:</b>	n/a

Provide a calculation used to determine the value of one water equivalent residential connection (ERC).

Use one of the following methods:

- (a) If actual flow data are available from the preceding 12 months, divide the total annual single family residence (SFR) gallons sold by the average number of single family residence customers for the same period and divide the result by 365
- (b) If no historical flow data are available, use:  

$$ERC = ( \text{Total SFR gallons sold (Omit 000)} / 365 \text{ days} / 350 \text{ gallons per day} )$$

ERC 

296
-----

  
 Method used: 

(a)
-----



Customer and Other Information	
Name of the System:	WEST END WATER COMPANY
ADEQ Public Water System Number:	AZ0407067
ADWR PCC Number:	91-000206.0000

Month	Number of Customers				
	Single-Family	Multi-Family	Commercial	Turf/Irrigation	Other Non-Residential
January	253	3	9	0	0
February	260	3	9	0	0
March	262	3	9	0	0
April	266	3	9	0	0
May	267	3	9	0	0
June	269	3	9	0	0
July	269	3	9	0	0
August	272	3	9	0	0
September	274	3	9	0	0
October	273	3	9	0	0
November	274	3	9	0	0
December	273	3	9	0	0

If the system has fire hydrants, what is the fire flow requirements?  GPM for  hrs.

Does the system have chlorination treatment?

Does the Company have an ADWR Gallons Per Capita Per Day (GCPCPD) requirement?   
 If yes, provide the GPCPD amount:

Is the Water Utility located in an ADWR Active Management Area (AMA)?   
 If yes, which AMA?

What is the present system connection capacity (in ERCs \*) using existing lines?

What is the future system connection capacity (in ERCs \*) upon service area buildout?

Describe any plans and estimated completion dates for any enlargements or improvements of this system.

Additional supply sources will be added as required to accommodate future growth demand.

\* an ERC is based on the calculation on the bottom of AR9 page 12.

West End Water Co.  
 Annual Report  
 Utility Shutoffs / Disconnects  
 12/31/20

Utility Shutoffs / Disconnects	
Name of the System:	WEST END WATER COMPANY
ADEQ Public Water System Number:	AZ0407067
ADWR PCC Number:	91-000206.0000

Month	Termination without Notice R14-2-410.B	Termination with Notice R14-2-410.C	Other
January	0	4	0
February	0	0	0
March	0	0	0
April	0	0	0
May	0	0	0
June	0	0	0
July	0	0	0
August	0	0	0
September	0	0	0
October	0	0	0
November	0	0	0
December	0	5	0
<b>Total</b>	<b>0</b>	<b>9</b>	<b>0</b>

Other (description):

**Instructions:** Fill out the Grey Cells with the relevent information. Input 0 or none if there is nothing recorded in that account or there is no applicable information to report.

West End Water Co.  
Annual Report  
Property Taxes  
12/31/20

<b>Property Taxes</b>	
-----------------------	--

Amount of actual property taxes paid during Calendar Year 2020 was	\$ 7,015.31
--	-------------

If no property taxes paid, explain why.

<b>Instructions:</b> Fill out the Grey Cells with the relevant information. Input 0 or none if there is nothing recorded in that account or there is no applicable information to report.
---

**Verification and Sworn Statement (Taxes)**

Verification: State of Arizona, the undersigned of the  
(state name)

County of (county name): Maricopa  
Name (owner or official) title: Steven D Campbell, President  
Company name: West End Water Co.


DO SAY THAT THIS ANNUAL UTILITY PROPERTY TAX AND SALES TAX REPORT TO THE ARIZONA CORPORATION COMMISSION.

FOR THE YEAR ENDING: 12/31/20

HAS BEEN PREPARED UNDER MY DIRECTION, FROM THE ORIGINAL BOOKS, PAPERS AND RECORDS OF SAID UTILITY; THAT I HAVE CAREFULLY EXAMINED THE SAME, AND DECLARE THE SAME TO BE A COMPLETE AND CORRECT STATEMENT OF BUSINESS AND AFFAIRS OF SAID UTILITY FOR THE PERIOD COVERED BY THIS REPORT IN RESPECT TO EACH AND EVERY MATTER AND THING SET FORTH, TO THE BEST OF MY KNOWLEDGE, INFORMATION AND BELIEF.

Sworn Statement: I HEREBY ATTEST THAT ALL PROPERTY TAXES FOR SAID COMPANY ARE CURRENT AND PAID IN FULL.

I HEREBY ATTEST THAT ALL SALES TAXES FOR SAID COMPANY ARE CURRENT AND PAID IN FULL.

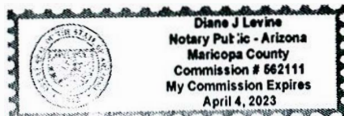
  
signature of owner/official


623-972-6133  
telephone no.

SUBSCRIBED AND SWORN TO BEFORE ME A NOTARY PUBLIC  
IN AND FOR THE COUNTY

THIS 27th DAY OF MARICOPA  
(county name) April 2021  
(month) and (year)

MY COMMISSION EXPIRES 4-4-2023  
(date)



  
signature of notary public

**Verification and Sworn Statement**

**Verification:**

State of Arizona I, the undersigned of the  
(state name)  
County of (county name): Maricopa  
Name (owner or official) title: Steven D Campbell, President  
Company name: West End Water Co.

DO SAY THAT THIS ANNUAL UTILITY PROPERTY TAX AND SALES TAX REPORT TO THE ARIZONA CORPORATION COMMISSION.

FOR THE YEAR ENDING: 12/31/20

HAS BEEN PREPARED UNDER MY DIRECTION, FROM THE ORIGINAL BOOKS, PAPERS AND RECORDS OF SAID UTILITY; THAT I HAVE CAREFULLY EXAMINED THE SAME, AND DECLARE THE SAME TO BE A COMPLETE AND CORRECT STATEMENT OF BUSINESS AND AFFAIRS OF SAID UTILITY FOR THE PERIOD COVERED BY THIS REPORT IN RESPECT TO EACH AND EVERY MATTER AND THING SET FORTH, TO THE BEST OF MY KNOWLEDGE, INFORMATION AND BELIEF.

**Sworn Statement:** IN ACCORDANCE WITH THE REQUIREMENTS OF TITLE 40, ARTICLE 8, SECTION 40-401, ARIZONA REVISED STATUTES, IT IS HEREIN REPORTED THAT THE GROSS OPERATING REVENUE OF SAID UTILITY DERIVED FROM ARIZONA INTRASTATE UTILITY OPERATIONS DURING THE CALENDAR YEAR WAS:

Arizona Intrastate Gross Operating Revenues Only (\$)  
\$ 201,083.11  
(The amount in the box above includes  
11,828.09 in sales taxes  
billed or collected)

[Signature]  
signature of owner/official  
623-972-6133  
telephone no.

SUBSCRIBED AND SWORN TO BEFORE ME A NOTARY PUBLIC.  
IN AND FOR THE COUNTY MARICOPA

THIS 27th DAY OF April 2021  
(month) and (year)

MY COMMISSION EXPIRES 4-4-2023  
(date)



[Signature]  
(signature of notary public)

**Verification and Sworn Statement (Residential Revenue)**

**Verification:**

State of Arizona I, the undersigned of the  
(state name)

County of (county name): Maricopa  
Name (owner or official) title: Steven D Campbell, President  
Company name: West End Water Co.

DO SAY THAT THIS ANNUAL UTILITY PROPERTY TAX AND SALES TAX REPORT TO THE ARIZONA CORPORATION COMMISSION.

FOR THE YEAR ENDING: 12/31/20


HAS BEEN PREPARED UNDER MY DIRECTION, FROM THE ORIGINAL BOOKS, PAPERS AND RECORDS OF SAID UTILITY; THAT I HAVE CAREFULLY EXAMINED THE SAME, AND DECLARE THE SAME TO BE A COMPLETE AND CORRECT STATEMENT OF BUSINESS AND AFFAIRS OF SAID UTILITY FOR THE PERIOD COVERED BY THIS REPORT IN RESPECT TO EACH AND EVERY MATTER AND THING SET FORTH, TO THE BEST OF MY KNOWLEDGE, INFORMATION AND BELIEF.

**Sworn Statement:** IN ACCORDANCE WITH THE REQUIREMENTS OF TITLE 40, ARTICLE 8, SECTION 40-401, ARIZONA REVISED STATUTES, IT IS HEREIN REPORTED THAT THE GROSS OPERATING REVENUE OF SAID UTILITY DERIVED FROM ARIZONA INTRASTATE UTILITY OPERATIONS RECEIVED FROM RESIDENTIAL CUSTOMERS DURING THE CALENDAR YEAR WAS:

Arizona Intrastate Gross Operating Revenues Only (\$)

\$ 157,558.62

(The amount in the box above includes  
9,267.90 in sales taxes  
billed or collected)

  
signature of owner/official

623-972-6133  
telephone no.

SUBSCRIBED AND SWORN TO BEFORE ME A NOTARY PUBLIC  
IN AND FOR THE COUNTY

Maricopa  
(county name)

THIS

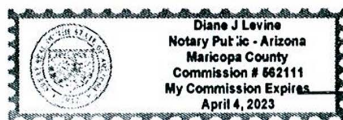
27th


DAY OF

April 2021  
(month) and (year)

MY COMMISSION EXPIRES

4-4-2023  
(date)



  
(signature of notary public)