

ANNUAL REPORT

Of

Company Name:
9098 W. Pinnacle Peak Rd

Mailing Address: Peoria AZ
85383

Docket No.: W-01157A
For the Year Ended:

**RECEIVED
BY EMAIL**

4/10/2020, 02:08 PM

ARIZONA CORPORATION COMMISSION
UTILITIES DIVISION

WATER UTILITY

To

Arizona Corporation Commission

Due on April 15th

Email: rdelafuente@azcc.gov, mail or deliver the completed Annual Report to:
Arizona Corporation Commission
Compliance Section - Utilities Division
1200 West Washington Street
Phoenix, Arizona 85007

Application Type:

Application Date:

ARIZONA CORPORATION COMMISSION
WATER UTILITY ANNUAL REPORT
West End Water Co.

A Class Utility

For the Calendar Year Ended: 12/31/19

Primary Address:
City: State: Zip Code:

Telephone Number:

Date of Original Organization of Utility:

Person to whom correspondence should be addressed concerning this report:

Name:
Telephone No. :
Address:
City: State: Zip Code:
Email:

Name:
Telephone No. :
Address:
City: State: Zip Code:
Email:

Name:
Telephone No. :
Address:
City: State: Zip Code:
Email:

Name:
Telephone No. :
Address:
City: State: Zip Code:
Email:

Name:
Telephone No. :
Address:
City: State: Zip Code:
Email:

Ownership:

Counties Served:

Important changes during the year
--

No	For those companies not subject to the affiliated interest rules, has there been a change in ownership or direct control during the year?
	If yes, please provide specific details in the box below.
	NA

No	Has the company been notified by any other regulatory authorities during the year, that they are out of compliance?
	If yes, please provide specific details in the box below.
	NA

West End Water Co.
Annual Report
Utility Plant in Service (Water)
12/31/19

Utility Plant in Service (Water)							
Account No.	Description	Beginning Year Original Cost	Current Year Additions	Current Year Retirements	Adjusted Original Cost	Accumulated Depreciation	OCLD (OC less AD)
301	Organization	\$0	\$0	\$0	\$0	\$0	\$0
302	Franchises	136,943	0	0	136,943	0	136,943
303	Land and Land Rights	16,747	0	0	16,747	0	16,747
304	Structures and Improvements	186,540	0	0	186,540	0	186,540
305	Collecting & Improving Reservoirs	0	0	0	0	128,713	(128,713)
306	Lake, River, Canal Intakes	0	0	0	0	0	0
307	Wells and Springs	230,477	0	0	230,477	157,517	72,960
308	Infiltration Galleries	0	0	0	0	0	0
309	Supply Mains	0	0	0	0	0	0
310	Power Generation Equipment	0	0	0	0	0	0
311	Pumping Equipment	400,357	0	0	400,357	387,574	12,783
320	Water Treatment Equipment	0	0	0	0	0	0
320.1	Water Treatment Plants	0	0	0	0	0	0
320.2	Solution Chemical Feeders	545	0	0	545	545	0
320.3	Point-of-Use Treatment Devices	0	0	0	0	0	0
330	Distribution Reservoirs and Standpipes	0	0	0	0	0	0
330.1	Storage Tanks	251,151	0	0	251,151	131,935	119,217
330.2	Pressure Tanks	0	0	0	0	0	0
331	Transmission and Distribution Mains	1,016,235	0	0	1,016,235	465,721	550,515
333	Services	60,826	462	0	61,288	30,507	30,781
334	Meters and Meter Installations	12,495	590	0	13,085	11,739	1,346
335	Hydrants	39,310	0	0	39,310	19,942	19,368
336	Backflow Prevention Devices	0	0	0	0	0	0
339	Other Plant and Misc. Equipment	0	0	0	0	0	0
340	Office Furniture and Equipment	2,699	0	0	2,699	810	1,889
340.1	Computer & Software	0	0	0	0	0	0
341	Transportation Equipment	0	0	0	0	0	0
342	Stores Equipment	0	0	0	0	0	0
343	Tools, Shop and Garage Equipment	0	0	0	0	0	0
344	Laboratory Equipment	0	0	0	0	0	0
345	Power Operated Equipment	0	0	0	0	0	0
346	Communication Equipment	0	0	0	0	0	0
347	Miscellaneous Equipment	0	0	0	0	0	0
348	Other Tangible Plant	981	0	0	981	981	0
	Totals	\$2,355,306	\$1,052	\$0	\$2,356,358	\$1,335,983	\$1,020,374

West End Water Co.
Annual Report
Depreciation Expense for the Current Year (Water)
12/31/19

Depreciation Expense for the Current Year (Water)									
Account No.	Description	Beginning Year Original Cost	Current Year Additions	Current Year Retirements	Adjusted Original Cost	Fully Depreciated/Non-depreciable Plant	Depreciable Plant	Depreciation Percentages	Depreciation Expense
301	Organization	\$0	\$0	\$0	\$0	\$0	\$0	0.00%	\$0
302	Franchises	136,943	0	0	136,943	136,943	(0)	0.00%	0
303	Land and Land Rights	16,747	0	0	16,747	16,747	(0)	0.00%	0
304	Structures and Improvements	186,540	0	0	186,540	0	186,540	3.33%	6,212
305	Collecting & Improving Reservoirs	0	0	0	0	0	0	0.00%	0
306	Lake, River, Canal Intakes	0	0	0	0	0	0	0.00%	0
307	Wells and Springs	230,477	0	0	230,477	0	230,477	3.33%	7,675
308	Infiltration Galleries	0	0	0	0	0	0	0.00%	0
309	Supply Mains	0	0	0	0	0	0	0.00%	0
310	Power Generation Equipment	0	0	0	0	0	0	0.00%	0
311	Pumping Equipment	400,357	0	0	400,357	381,764	18,593	12.50%	2,324
320	Water Treatment Equipment	0	0	0	0	0	0	0.00%	0
320.1	Water Treatment Plants	0	0	0	0	0	0	0.00%	0
320.2	Solution Chemical Feeders	545	0	0	545	545	0	20.00%	0
320.3	Point-of-Use Treatment Devices	0	0	0	0	0	0	0.00%	0
330	Distribution Reservoirs and Standpipes	0	0	0	0	0	0	0.00%	0
330.1	Storage Tanks	251,151	0	0	251,151	0	251,151	2.22%	5,576
330.2	Pressure Tanks	0	0	0	0	0	0	0.00%	0
331	Transmission and Distribution Mains	1,016,235	0	0	1,016,235	0	1,016,235	2.00%	20,325
333	Services	60,826	462	0	61,288	0	61,288	3.33%	2,033
334	Meters and Meter Installations	12,495	590	0	13,085	11,567	1,518	8.33%	102
335	Hydrants	39,310	0	0	39,310	0	39,310	2.00%	786
336	Backflow Prevention Devices	0	0	0	0	0	0	0.00%	0
339	Other Plant and Misc. Equipment	0	0	0	0	0	0	0.00%	0
340	Office Furniture and Equipment	2,699	0	0	2,699	0	2,699	6.67%	180
340.1	Computer & Software	0	0	0	0	0	0	0.00%	0
341	Transportation Equipment	0	0	0	0	0	0	0.00%	0
342	Stores Equipment	0	0	0	0	0	0	0.00%	0
343	Tools, Shop and Garage Equipment	0	0	0	0	0	0	0.00%	0
344	Laboratory Equipment	0	0	0	0	0	0	0.00%	0
345	Power Operated Equipment	0	0	0	0	0	0	0.00%	0
346	Communication Equipment	0	0	0	0	0	0	0.00%	0
347	Miscellaneous Equipment	0	0	0	0	0	0	0.00%	0
348	Other Tangible Plant	981	0	0	981	0	981	0.00%	0
	Subtotal	\$2,355,306	\$1,052	\$0	\$2,356,358	\$547,565	\$1,808,793		\$45,212

Contribution(s) in Aid of Construction (Gross)	\$1,913,199
Less: Non Amortizable Contribution(s)	0
Fully Amortized Contribution(s)	0
Amortizable Contribution(s)	\$1,913,199
Times: Proposed Amortization Rate	2.50%
Amortization of CIAC	\$46,523

Less: Amortization of CIAC:

DEPRECIATION EXPENSE:

West End Water Co.
 Annual Report
 Balance Sheet Assets
 12/31/19

Balance Sheet Assets				
	Assets		Balance at Beginning of Year (2019)	Balance at End of Year (2019)
Account No.	Current and Accrued Assets			
131	Cash		\$5,453	\$10,047
134	Working Funds		0	0
135	Temporary Cash Investments		0	0
141	Customer Accounts Receivable		2,923	2,923
146	Notes Receivable from Associated Companies		385	385
151	Plant Material and Supplies		0	0
162	Prepayments		0	0
174	Miscellaneous Current and Accrued Assets		95	95
	Total Current and Accrued Assets		\$8,856	\$13,450
Account No.	Fixed Assets			
101	Utility Plant in Service*		\$2,355,306	\$2,356,358
103	Property Held for Future Use		0	0
105	Construction Work in Progress		14,420	14,420
108	Accumulated Depreciation (enter as negative)*		(1,290,771)	(1,335,983)
121	Non-Utility Property		0	0
122	Accumulated Depreciation - Non Utility		0	0
	Total Fixed Assets		\$1,078,955	\$1,034,795
	Total Assets		\$1,087,811	\$1,048,245

*Note these items feed automatically from AR3 UPIS Page 4

West End Water Co.
Annual Report
Balance Sheet Liabilities and Owners Equity

Balance Sheet Liabilities and Owners Equity				
	Liabilities		Balance at Beginning of Year (2019)	Balance at End of Year (2019)
Account No.	Current Liabilities			
231	Accounts Payable		\$25,328	\$5,111
232	Notes Payable (Current Portion)		0	0
234	Notes Payable to Associated Companies		857,536	873,341
235	Customer Deposits		25,559	27,037
236	Accrued Taxes		695	737
237	Accrued Interest		24,318	24,318
242	Miscellaneous Current and Accrued Liabilities		0	(761)
	Total Current Liabilities		\$933,436	\$929,783
	Long Term Debt			
224	Long Term Debt (Notes and Bonds)		\$17,370	\$17,370
	Deferred Credits			
251	Unamortized Premium on Debt		\$0	\$0
252	Advances in Aid of Construction		200,774	109,159
255	Accumulated Deferred Investment Tax Credits		0	0
271	Contributions in Aid of Construction		1,806,145	1,913,199
272	Less: Amortization of Contributions		(1,123,041)	(1,169,564)
281	Accumulated Deferred Income Tax		0	0
	Total Deferred Credits		\$883,878	\$852,794
	Total Liabilites		\$1,834,684	\$1,799,947
	Capital Accounts			
201	Common Stock Issued		\$1,000	\$1,000
211	Other Paid-In Capital		0	0
215	Retained Earnings		(747,873)	(752,702)
218	Proprietary Capital (Sole Props and Partnerships)		0	0
	Total Capital		(\$746,873)	(\$751,702)
	Total Liabilities and Capital		\$1,087,811	\$1,048,245

Note: Total liabilities and Capital must match total assets for the beginning and end of the year!

West End Water Co.
Annual Report
Water Comparative Income Statement
12/31/19

Water Comparative Income Statement			
Account No.	Calendar Year	Current Year 01/01/2019 - 12/31/2019	Last Year 01/01/2018 - 12/31/2018
	Operating Revenue		
461	Metered Water Revenue	\$179,465	\$169,606
460	Unmetered Water Revenue	0	0
462	Fire Protection Revenue	0	0
469	Guaranteed Revenues (Surcharges)	0	0
471	Miscellaneous Service Revenues	3,561	3,206
474	Other Water Revenue	120	96
	Total Revenues	\$183,145	\$172,908
	Operating Expenses		
601	Salaries and Wages	\$106,970	\$102,360
604	Employee Pensions and Benefits	9,833	8,973
610	Purchased Water	0	0
615	Purchased Power	19,955	20,968
618	Chemicals	164	100
620	Materials and Supplies	3,141	3,370
620.1	Repairs and Maintenance	0	0
620.2	Office Supplies and Expense	0	0
630	Contractual Services	0	0
631	Contractual Services - Engineering	0	0
632	Contractual Services - Accounting	3,812	4,249
633	Contractual Services - Legal	0	0
634	Contractual Services - Management Fees	0	0
635	Contractual Services - Water Testing	1,920	1,561
636	Contractual Services - Other	3,418	2,954
640	Rents	0	0
641	Rental of Building/Real Property	0	0
642	Rental of Equipment	909	439
650	Transportation Expenses	6,228	4,838
657	Insurance - General Liability	0	2,418
657.1	Insurance - Health and Life	0	0
665	Regulatory Commission Expense - Rate	0	0
670	Bad Debt Expense	196	0
675	Miscellaneous Expense	3,436	4,342
403	Depreciation Expense (From Schedule AR4)	(1,311)	1,485
408	Taxes Other Than Income	8,353	8,306
408.11	Property Taxes	6,768	6,715
409	Income Taxes	0	0
427.1	Customer Security Deposit Interest	0	0
	Total Operating Expenses	\$173,792	\$173,078
	Operating Income / (Loss)	\$9,353	(\$170)
	Other Income / (Expense)		
419	Interest and Dividend Income	\$0	\$0
421	Non-Utility Income	1,195	1,101
426	Miscellaneous Non-Utility (Expense)	0	0
427	Interest (Expense)	(401)	(302)
	Total Other Income / (Expense)	\$794	\$799
	Net Income / (Loss)	\$10,147	\$629

West End Water Co.
 Annual Report
 Full time equivalent employees
 12/31/19

Full time equivalent employees

	Direct Company	Allocated	Outside service	Total
President				0.0
Vice-president				0.0
Manager				0.0
Engineering Staff				0.0
System Operator(s)				0.0
Meter reader				0.0
Customer Service				0.0
Accounting				0.0
Business Office				0.0
Rates Department				0.0
Administrative Staff				0.0
Other				0.0
Total	0.0	0.0	0.0	0.0

Employees are shown on Sunrise Water Co. Report

West End Water Co.
 Annual Report
 Supplemental Financial Data (Long-Term Debt)
 12/31/19

Supplemental Financial Data (Long-Term Debt)				
	Loan #1	Loan #2	Loan #3	Loan #4
Date Issued	NA	NA	NA	NA
Source of Loan	0	NA	NA	NA
ACC Decision No.	0	NA	NA	NA
Reason for Loan	0	NA	NA	NA
Dollar Amt. Issued	\$17,370	\$0	\$0	\$0
Amount Outstanding	\$17,370	\$0	\$0	\$0
Date of Maturity	4/1/1997	NA	NA	NA
Interest Rate	10.00%	0.00%	0.00%	0.00%
Current Year Interest	\$0	\$0	\$0	\$0
Current Year Principal	\$0	\$0	\$0	\$0

Meter Deposit Balance at Test Year End:	\$25,559
---	----------

Meter Deposits Refunded During the Test Year:	\$4,631
---	---------

List all bonds, notes, loans, and other types of indebtedness in which the proceeds were used in the provision of public utility service. Indebtedness incurred for personal uses by the owner of the utility should not be listed. Input 0 or none if there is nothing to report for that cell.

Well and Water Usage											
Name of the System:		WEST END WATER COMPANY									
ADEQ Public Water System Number:		AZ0407067									
ADWR PCC Number:		91-000206.0000									
Well registry 55# (55-XXXXXX):	Pump Horsepower	Pump Yield (gpm)	Casing Depth (feet)	Casing Diameter (inches)	Pump Motor Type **	Year Drilled	Water level 2010	Water level 2019	Meter Size (inches)	How measured:	Active
55-581369	50	240	800	12	Submersible	2000	472	475	6	Metered	Yes

Name of system water delivered to:	WEST END WATER COMPANY
ADWR PCC Number:	91-000206.0000
Source of water delivered to another system:	
Name of system water received from:	
ADWR PCC Number:	
Source of water received:	
Well registry 55# (55-XXXXXX):	

Month	Water withdrawn (gallons) ¹	Water sold (gallons) ²	Water delivered (sold) to other systems (gallons) ³	Water received (purchased) from other systems (gallons) ⁴	Estimated authorized use (gallons) ⁵	Purchased Power Expense ⁶	Purchased Power (kWh) ⁷
January	1,662,200.00	1,613,715.00	0.00	0.00	0.00	\$1,073	7,523
February	1,418,400.00	1,326,405.00	0.00	0.00	0.00	1,036	6,728
March	2,007,600.00	1,940,330.00	0.00	0.00	0.00	1,312	10,144
April	2,474,100.00	2,421,770.00	0.00	0.00	0.00	1,376	11,211
May	3,018,100.00	2,886,780.00	0.00	0.00	0.00	1,566	13,065
June	3,827,000.00	3,674,437.00	0.00	0.00	0.00	2,133	20,291
July	4,386,500.00	4,058,743.00	0.00	0.00	0.00	1,910	17,570
August	3,798,100.00	3,509,103.00	0.00	0.00	0.00	2,074	19,827
September	3,313,200.00	2,921,100.00	0.00	0.00	0.00	1,352	10,669
October	2,358,000.00	2,167,790.00	0.00	0.00	0.00	1,353	11,149
November	1,931,100.00	1,766,490.00	0.00	0.00	0.00	1,353	9,101
December	1,629,500.00	1,441,310.00	0.00	0.00	0.00	996	7,084
Totals	31,823,800.00	29,727,973.00	0.00	0.00	0.00	\$17,534	144,362

If applicable, in the space below please provide a description for all un-metered water use along with amounts:

- 1 Water withdrawn - Total gallons of water withdrawn from pumped sources.
- 2 Water sold - Total gallons from customer meters, and other sales such as construction water.
- 3 Water delivered (sold) to other systems - Total gallons of water delivered to other systems.
- 4 Water received (purchased) from other systems - Total gallons of water purchased/received from other systems.
- 5 Estimated authorized use - Total estimated gallons from authorized metered or unmetered use. Authorized uses such as flushing (mains, services and hydrants) draining/cleaning tanks, process, construction, fire fighting, etc. Non-authorized use (real losses) are service line breaks and leaks, water main breaks, meter inaccuracies and theft.
- 6 Enter the total purchased power costs for the power meters associated with this system.
- 7 Enter the total purchased kWh used by the power meters associated with this system.

Well and Water Usage											
Name of the System:		WESTEND WATER CO-WHEAT									
ADEQ Public Water System Number:			AZ0407167								
ADWR PCC Number:			91-000241.0000								
Well registry 55# (55-XXXXXX)	Pump Horsepower	Pump Yield (gpm)	Casing Depth (feet)	Casing Diameter (inches)	Pump Motor Type **	Year Drilled	Water level 2010	Water level 2019	Meter Size (inches)	How measured:	Active
55-626341	7.5	28	700	6	Submersible	1970			2	Metered	Yes

Name of system water delivered to: [REDACTED]
 ADWR PCC Number: [REDACTED]
 Source of water delivered to another system: [REDACTED]

Name of system water received from: [REDACTED]
 ADWR PCC Number: [REDACTED]
 Source of water received: [REDACTED]
 Well registry 55# (55-XXXXXX): [REDACTED]

Month	Water withdrawn (gallons) ¹	Water sold (gallons) ²	Water delivered (sold) to other systems (gallons) ³	Water received (purchased) from other systems (gallons) ⁴	Estimated authorized use (gallons) ⁵	Purchased Power Expense ⁶	Purchased Power (kWh) ⁷
January	99,200.00	104,580.00	0.00	0.00	0.00	\$225	525
February	94,900.00	77,690.00	0.00	0.00	0.00	224	500
March	112,000.00	95,850.00	0.00	0.00	0.00	232	629
April	140,600.00	114,410.00	0.00	0.00	0.00	226	791
May	187,000.00	179,390.00	0.00	0.00	0.00	232	878
June	180,400.00	164,290.00	0.00	0.00	0.00	239	1,119
July	229,000.00	209,570.00	0.00	0.00	0.00	221	1,175
August	207,800.00	190,570.00	0.00	0.00	0.00	232	1,246
September	203,600.00	183,120.00	0.00	0.00	0.00	218	834
October	147,900.00	136,500.00	0.00	0.00	0.00	220	810
November	121,800.00	110,980.00	0.00	0.00	0.00	220	667
December	100,700.00	86,830.00	0.00	0.00	0.00	222	514
Totals	1,824,900.00	1,653,780.00	0.00	0.00	0.00	\$2,712	9,688

If applicable, in the space below please provide a description for all un-metered water use along with amounts:
 [REDACTED]

Instructions: Fill out the Grey Cells with the relevant information. Input 0 or none if there is nothing recorded in that account or there is no applicable information to report.

- 1 Water withdrawn - Total gallons of water withdrawn from pumped sources
- 2 Water sold - Total gallons from customer meters, and other sales such as construction water.
- 3 Water delivered (sold) to other systems - Total gallons of water delivered to other systems.
- 4 Water received (purchased) from other systems - Total gallons of water purchased/received from other systems.
- #VALUE!
- 6 Enter the total purchased power costs for the power meters associated with this system.
- 7 Enter the total purchased kWh used by the power meters associated with this system.

Water Utility Plant Description

Name of the System:	WESTEND WATER CO-WHEAT	
ADEQ Public Water System Number:	AZ0407167	
ADWR PCC Number:	91-000241.0000	

MAINS		
Sizes (inches)	Material	Length (feet)
4.00	PVC	1,300
6.00	PVC	2,413

CUSTOMER METERS			
Size (inches)	Quantity	Percent over 1,00,000 gallons	Percent over 10 years old
5/8 X 3/4	18		
0.75	1		

SERVICE LINES			
Material	Percent of system	Year installed	
PVC	100%		

BOOSTER PUMPS			
Horsepower	GPM	Quantity	
2.5	50	1	
5	100	1	

FIRE HYDRANTS	
Type	Quantity
Standard *	
Other	

STORAGE TANKS			
Capacity (gallons)	Material	Quantity	Year installed
10,000	Steel	1	2004

PRESSURE/BLADDER TANKS			
Capacity (gallons)	Material	Quantity	Year installed
5,000	Steel	1	

* A standard fire hydrant has two 2.5 inch hose connection nozzles with 7.5 threads per inch, and one 4.5 inch pumper connection nozzle with 4 threads per inch.

Water Utility Plant Description (Continued)
--

For the following three items, list the utility owned assets in each category for each system.

TREATMENT EQUIPMENT:	Chemical Feed Pump
STRUCTURES:	Booster Pump and Electrical Control Building: Chain Link Fence: Two (2) Steel Water Storage Tanks
OTHER:	NA

Provide a calculation used to determine the value of one water equivalent residential connection (ERC).

Use one of the following methods:

- (a) If actual flow data are available from the preceding 12 months, divide the total annual single family residence (SFR) gallons sold by the average number of single family residence customers for the same period and divide the result by 365
- (b) If no historical flow data are available, use:
 $ERC = (\text{Total SFR gallons sold (Omit 000)} / 365 \text{ days} / 350 \text{ gallons per day})$

ERC	287
Method used:	(a)

Water Utility Plant Description (Continued)

For the following three items, list the utility owned assets in each category for each system.

TREATMENT EQUIPMENT:	NA
-----------------------------	----

STRUCTURES:	Chain Link Fence; Steel Water Storage Tank
--------------------	--

OTHER:	NA
---------------	----

Provide a calculation used to determine the value of one water equivalent residential connection (ERC).

Use one of the following methods:

- (a) If actual flow data are available from the preceding 12 months, divide the total annual single family residence (SFR) gallons sold by the average number of single family residence customers for the same period and divide the result by 365 days.
- (b) If no historical flow data are available, use:
 $ERC = (\text{Total SFR gallons sold (Omit 000)} / 365 \text{ days} / 350 \text{ gallons per day})$

ERC	263
Method used:	(a)

Customer and Other Information	
Name of the System:	WEST END WATER COMPANY
ADEQ Public Water System Number:	AZ0407067
ADWR PCC Number:	91-000206.0000

Month	Number of Customers				Other Non-Residential
	Single-Family	Multi-Family	Commercial	Turf/Irrigation	
January	227	3	7	0	0
February	226	3	7	0	0
March	226	3	7	0	0
April	233	3	7	0	0
May	231	3	7	0	0
June	228	3	7	0	0
July	230	3	7	0	0
August	230	3	7	0	0
September	230	3	7	0	0
October	231	3	7	0	0
November	235	3	7	0	0
December	236	3	7	0	0

If the system has fire hydrants, what is the fire flow requirements? GPM for hrs.

Does the system have chlorination treatment?

Does the Company have an ADWR Gallons Per Capita Per Day (GCPCPD) requirement?

If yes, provide the GPCPD amount:

Is the Water Utility located in an ADWR Active Management Area (AMA)?
 If yes, which AMA?

What is the present system connection capacity (in ERCs *) using existing lines?

What is the future system connection capacity (in ERCs *) upon service area buildout?

Describe any plans and estimated completion dates for any enlargements or improvements of this system.

Additional supply sources will be added as required to accomandate futher growth demand.

* an ERC is based on the calculation on the bottom of AR9 page 12.

Customer and Other Information

Name of the System:	WEST END WATER COMPANY
ADEQ Public Water System Number:	AZ0407067
ADWR PCC Number:	91-000206.0000

Month	Number of Customers				
	Single-Family	Multi-Family	Commercial	Turf/Irrigation	Other Non-Residential
January	227	3	7	0	0
February	226	3	7	0	0
March	226	3	7	0	0
April	233	3	7	0	0
May	231	3	7	0	0
June	228	3	7	0	0
July	230	3	7	0	0
August	230	3	7	0	0
September	230	3	7	0	0
October	231	3	7	0	0
November	235	3	7	0	0
December	236	3	7	0	0

If the system has fire hydrants, what is the fire flow requirements? GPM for hrs.

Does the system have chlorination treatment?

Does the Company have an ADWR Gallons Per Capita Per Day (GPCPD) requirement?
 If yes, provide the GPCPD amount:

Is the Water Utility located in an ADWR Active Management Area (AMA)?
 If yes, which AMA?

What is the present system connection capacity (in ERCs *) using existing lines?

What is the future system connection capacity (in ERCs *) upon service area buildout?

Describe any plans and estimated completion dates for any enlargements or improvements of this system.


* an ERC is based on the calculation on the bottom of AR9 page 12.

West End Water Co.
 Annual Report
 Utility Shutoffs / Disconnects
 12/31/19

Utility Shutoffs / Disconnects	
Name of the System:	WEST END WATER COMPANY
ADEQ Public Water System Number:	AZ0407067
ADWR PCC Number:	91-000206.0000

Month	Termination without Notice R14-2-410.B	Termination with Notice R14-2-410.C	Other
January	0	2	0
February	0	0	0
March	0	6	0
April	0	1	0
May	0	3	0
June	0	0	0
July	0	7	0
August	0	7	0
September	0	5	0
October	0	6	0
November	0	4	0
December	0	8	0
Total	0	49	0

Other (description):




Instructions: Fill out the Grey Cells with the relevent information. Input 0 or none if there is nothing recorded in that account or there is no applicable information to report.

West End Water Co.
 Annual Report
 Utility Shutoffs / Disconnects
 12/31/19

Utility Shutoffs / Disconnects	
Name of the System:	WESTEND WATER CO-WHEAT
ADEQ Public Water System Number:	AZ0407167
ADWR PCC Number:	91-000241.0000

Month	Termination without Notice R14-2-410.B	Termination with Notice R14-2-410.C	Other
January	0	0	0
February	0	0	0
March	0	0	0
April	0	0	0
May	0	0	0
June	0	0	0
July	0	0	0
August	0	0	0
September	0	0	0
October	0	0	0
November	0	0	0
December	1	0	0
Total	1	0	0

Other (description):



Instructions: Fill out the Grey Cells with the relevant information. Input 0 or none if there is nothing recorded in that account or there is no applicable information to report.

West End Water Co.
Annual Report
Property Taxes
12/31/19

Property Taxes	
Amount of actual property taxes paid during Calendar Year 2019 was	\$6,768

If no property taxes paid, explain why.

NA

Instructions: Fill out the Grey Cells with the relevant information. Input 0 or none if there is nothing recorded in that account or there is no applicable information to report.

Verification and Sworn Statement (Taxes)

Verification: State of Arizona I, the undersigned of the
(state name)

County of (county name): Maricopa
Name (owner or official) title: Steven D Campbell, President
Company name: West End Water Co.

DO SAY THAT THIS ANNUAL UTILITY PROPERTY TAX AND SALES TAX REPORT TO THE ARIZONA CORPORATION COMMISSION.

FOR THE YEAR ENDING: 12/31/19

HAS BEEN PREPARED UNDER MY DIRECTION, FROM THE ORIGINAL BOOKS, PAPERS AND RECORDS OF SAID UTILITY; THAT I HAVE CAREFULLY EXAMINED THE SAME, AND DECLARE THE SAME TO BE A COMPLETE AND CORRECT STATEMENT OF BUSINESS AND AFFAIRS OF SAID UTILITY FOR THE PERIOD COVERED BY THIS REPORT IN RESPECT TO EACH AND EVERY MATTER AND THING SET FORTH, TO THE BEST OF MY KNOWLEDGE, INFORMATION AND BELIEF.

Sworn Statement: I HEREBY ATTEST THAT ALL PROPERTY TAXES FOR SAID COMPANY ARE CURRENT AND PAID IN FULL.

I HEREBY ATTEST THAT ALL SALES TAXES FOR SAID COMPANY ARE CURRENT AND PAID IN FULL.

**RECEIVED
BY EMAIL**

4/10/2020, 02:08 PM
ARIZONA CORPORATION COMMISSION
UTILITIES DIVISION

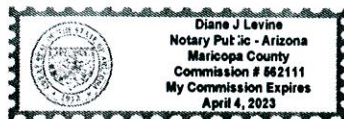
[Signature]
signature of owner/official

623-972-6133
telephone no.

SUBSCRIBED AND SWORN TO BEFORE ME A NOTARY PUBLIC
IN AND FOR THE COUNTY

THIS 10TH DAY OF MARICOPA
April 2020
(month) and (year)

MY COMMISSION EXPIRES 4-4-23
(date)



[Signature]
(signature of notary public)

Verification and Sworn Statement

Verification:

State of Arizona I, the undersigned of the
(state name)
County of (county name): Maricopa
Name (owner or official) title: Steven D Campbell, President
Company name: West End Water Co.

DO SAY THAT THIS ANNUAL UTILITY PROPERTY TAX AND SALES TAX REPORT TO THE ARIZONA CORPORATION COMMISSION.

FOR THE YEAR ENDING: 12/31/19

HAS BEEN PREPARED UNDER MY DIRECTION, FROM THE ORIGINAL BOOKS, PAPERS AND RECORDS OF SAID UTILITY; THAT I HAVE CAREFULLY EXAMINED THE SAME, AND DECLARE THE SAME TO BE A COMPLETE AND CORRECT STATEMENT OF BUSINESS AND AFFAIRS OF SAID UTILITY FOR THE PERIOD COVERED BY THIS REPORT IN RESPECT TO EACH AND EVERY MATTER AND THING SET FORTH, TO THE BEST OF MY KNOWLEDGE, INFORMATION AND BELIEF.

Sworn Statement: IN ACCORDANCE WITH THE REQUIREMENTS OF TITLE 40, ARTICLE 8, SECTION 40-401, ARIZONA REVISED STATUTES, IT IS HEREIN REPORTED THAT THE GROSS OPERATING REVENUE OF SAID UTILITY DERIVED FROM ARIZONA INTRASTATE UTILITY OPERATIONS DURING THE CALENDAR YEAR WAS:

Arizona Intrastate Gross Operating Revenues Only (\$) \$194,485
(The amount in the box above includes \$11,340 in sales taxes billed or collected)

RECEIVED BY EMAIL
4/10/2020, 02:08 PM
ARIZONA CORPORATION COMMISSION
UTILITIES DIVISION

[Signature]
signature of owner/official
623-972-6133
telephone no.

SUBSCRIBED AND SWORN TO BEFORE ME A NOTARY PUBLIC
IN AND FOR THE COUNTY MARICOPA
(county name)

THIS 10TH DAY OF April 2020
(month) and (year)

MY COMMISSION EXPIRES 4-4-23
(date)



[Signature]
(signature of notary public)

Verification and Sworn Statement (Residential Revenue)

Verification:

State of Arizona I, the undersigned of the
(state name)

County of (county name): Maricopa
Name (owner or official) title: Steven D Campbell, President
Company name: West End Water Co.

DO SAY THAT THIS ANNUAL UTILITY PROPERTY TAX AND SALES TAX REPORT TO THE ARIZONA CORPORATION COMMISSION.

FOR THE YEAR ENDING: 12/31/19

HAS BEEN PREPARED UNDER MY DIRECTION, FROM THE ORIGINAL BOOKS, PAPERS AND RECORDS OF SAID UTILITY; THAT I HAVE CAREFULLY EXAMINED THE SAME, AND DECLARE THE SAME TO BE A COMPLETE AND CORRECT STATEMENT OF BUSINESS AND AFFAIRS OF SAID UTILITY FOR THE PERIOD COVERED BY THIS REPORT IN RESPECT TO EACH AND EVERY MATTER AND THING SET FORTH, TO THE BEST OF MY KNOWLEDGE, INFORMATION AND BELIEF.

Sworn Statement: IN ACCORDANCE WITH THE REQUIREMENTS OF TITLE 40, ARTICLE 8, SECTION 40-401, ARIZONA REVISED STATUTES, IT IS HEREIN REPORTED THAT THE GROSS OPERATING REVENUE OF SAID UTILITY DERIVED FROM ARIZONA INTRASTATE UTILITY OPERATIONS RECEIVED FROM RESIDENTIAL CUSTOMERS DURING THE CALENDAR YEAR WAS:

Arizona Intrastate Gross Operating Revenues Only (\$)

\$145,927

(The amount in the box above includes

\$8,509 in sales taxes
billed or collected)

**RECEIVED
BY EMAIL**

4/10/2020, 02:08 PM

ARIZONA CORPORATION COMMISSION
UTILITIES DIVISION


Signature of owner/official

623-972-6133
telephone no.

SUBSCRIBED AND SWORN TO BEFORE ME A NOTARY PUBLIC
IN AND FOR THE COUNTY

MARICOPA
(county name)

THIS

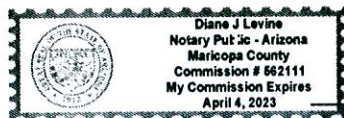
10TH


DAY OF

APRIL 2020
(month) and (year)

MY COMMISSION EXPIRES

4-4-23
(date)




(signature of notary public)