

ANNUAL REPORT

Of

Company Name: **West End Water Co.**
9098 W. Pinnacle Peak Rd

Mailing Address: Peoria AZ
85383

Docket No.: W-01157A
For the Year Ended: 12/31/18

RECEIVED
APR 12 2019
ARIZONA CORP COMMISSION
UTILITIES DIVISION - DIRECTOR'S OFFICE

WATER UTILITY

To

Arizona Corporation Commission

Due on April 15th

Email: rdelafuente@azcc.gov, mail or deliver the completed Annual Report to:
Arizona Corporation Commission
Compliance Section - Utilities Division
1200 West Washington Street
Phoenix, Arizona 85007

Application Type: Original Filing
Application Date: 4/10/2019

4-23-19

ARIZONA CORPORATION COMMISSION
WATER UTILITY ANNUAL REPORT
West End Water Co.

A Class Utility

1. For the Calendar Year Ended:

2. Address:
City: State: Zip Code:

3. Telephone Number:

4. Date of Original Organization of Utility:

5. Person to whom correspondence should be addressed concerning this report:

Name:
Telephone No.:
Address:
City: State: Zip Code:
Email:

6. On-Site Manager:

Name:
Telephone No.:
Address:
City: State: Zip Code:
Email:

7. Ownership:

8. Counties Served:

Utility Plant in Service (Water)							
Account No.	Description	Beginning Year Original Cost	Current Year Additions	Current Year Retirements	Adjusted Original Cost	Accumulated Depreciation	OCLD (OC less AD)
301	Organization	\$0	\$0	\$0	\$0	\$0	\$0
302	Franchises	136,943	0	0	136,943	0	136,943
303	Land and Land Rights	16,747	0	0	16,747	0	16,747
304	Structures and Improvements	186,540	0	0	186,540	122,501	64,039
305	Collecting & Improving Reservoirs	0	0	0	0	0	0
306	Lake, River, Canal Intakes	0	0	0	0	0	0
307	Wells and Springs	230,477	0	0	230,477	149,842	80,635
308	Infiltration Galleries	0	0	0	0	0	0
309	Supply Mains	0	0	0	0	0	0
310	Power Generation Equipment	0	0	0	0	0	0
311	Pumping Equipment	400,357	0	0	400,357	385,250	15,107
320	Water Treatment Equipment	0	0	0	0	0	0
320.1	Water Treatment Plants	0	0	0	0	0	0
320.2	Solution Chemical Feeders	545	0	0	545	545	0
320.3	Point-of-Use Treatment Devices	0	0	0	0	0	0
330	Distribution Reservoirs and Standpipes	0	0	0	0	0	0
330.1	Storage Tanks	251,151	0	0	251,151	126,359	124,792
330.2	Pressure Tanks	0	0	0	0	0	0
331	Transmission and Distribution Mains	1,016,235	0	0	1,016,235	445,396	570,839
333	Services	59,457	1,369	0	60,826	28,474	32,352
334	Meters and Meter Installations	11,949	546	0	12,495	11,637	858
335	Hydrants	39,310	0	0	39,310	19,156	20,154
336	Backflow Prevention Devices	0	0	0	0	0	0
339	Other Plant and Misc. Equipment	0	0	0	0	0	0
340	Office Furniture and Equipment	2,699	0	0	2,699	630	2,069
340.1	Computer & Software	0	0	0	0	0	0
341	Transportation Equipment	0	0	0	0	0	0
342	Stores Equipment	0	0	0	0	0	0
343	Tools, Shop and Garage Equipment	0	0	0	0	0	0
344	Laboratory Equipment	0	0	0	0	0	0
345	Power Operated Equipment	0	0	0	0	0	0
346	Communication Equipment	0	0	0	0	0	0
347	Miscellaneous Equipment	0	0	0	0	0	0
348	Other Tangible Plant	981	0	0	981	981	0
	Totals	\$2,353,391	\$1,915	\$0	\$2,355,306	\$1,290,771	\$1,064,535

Instructions: Fill out the Grey Cells with the relevant information. Input 0 or none if there is nothing recorded in that account or there is no applicable information to report.

West End Water Co
 Annual Report
 Depreciation Expense for the Current Year (Water)
 12/31/18

Depreciation Expense for the Current Year (Water)									
Account No.	Description	Beginning Year Original Cost	Current Year Additions	Current Year Retirements	Adjusted Original Cost	Fully Depreciated/Non-depreciable Plant	Depreciable Plant	Depreciation Percentages	Depreciation Expense
301	Organization	\$0	\$0	\$0	\$0	\$0	\$0		\$0
302	Franchises	136,943	0	0	136,943	136,943	0		0
303	Land and Land Rights	16,747	0	0	16,747	16,747	0		0
304	Structures and Improvements	186,540	0	0	186,540		186,540	3.33%	6,212
305	Collecting & Improving Reservoirs	0	0	0	0		0		0
306	Lake, River, Canal Intakes	0	0	0	0		0		0
307	Wells and Springs	230,477	0	0	230,477		230,477	3.33%	7,675
308	Infiltration Galleries	0	0	0	0		0	0.00%	0
309	Supply Mains	0	0	0	0		0		0
310	Power Generation Equipment	0	0	0	0		0		0
311	Pumping Equipment	400,357	0	0	400,357	381,764	18,593	12.50%	2,324
320	Water Treatment Equipment	0	0	0	0		0		0
320.1	Water Treatment Plants	0	0	0	0		0		0
320.2	Solution Chemical Feeders	545	0	0	545	545	0		0
320.3	Point-of-Use Treatment Devices	0	0	0	0		0		0
330	Distribution Reservoirs and Standpipes	0	0	0	0		0		0
330.1	Storage Tanks	251,151	0	0	251,151		251,151	2.22%	5,576
330.2	Pressure Tanks	0	0	0	0		0		0
331	Transmission and Distribution Mains	1,016,235	0	0	1,016,235		1,016,235	2.00%	20,325
333	Services	59,457	1,369	0	60,826	684	60,142	3.33%	1,980
334	Meters and Meter Installations	11,949	546	0	12,495	11,840	655	8.33%	32
335	Hydrants	39,310	0	0	39,310		39,310	2.00%	786
336	Backflow Prevention Devices	0	0	0	0		0	0.00%	0
339	Other Plant and Misc. Equipment	0	0	0	0		0		0
340	Office Furniture and Equipment	2,699	0	0	2,699		2,699	6.67%	180
340.1	Computer & Software	0	0	0	0		0		0
341	Transportation Equipment	0	0	0	0		0		0
342	Stores Equipment	0	0	0	0		0		0
343	Tools, Shop and Garage Equipment	0	0	0	0		0		0
344	Laboratory Equipment	0	0	0	0		0		0
345	Power Operated Equipment	0	0	0	0		0		0
346	Communication Equipment	0	0	0	0		0		0
347	Miscellaneous Equipment	0	0	0	0		0		0
348	Other Tangible Plant	981	0	0	981	981	0		0
	Subtotal	\$2,353,391	\$1,915	\$0	\$2,355,306	\$549,504	\$1,805,802		\$45,089

Contribution(s) in Aid of Construction (Gross) \$1,746,319
 Less: Non Amortizable Contribution(s) 0
 Fully Amortized Contribution(s) 0
 Amortizable Contribution(s) \$1,746,319
 Times: Proposed Amortization Rate 2.50%
 Amortization of CIAC \$43,604

Less: Amortization of CIAC \$43,604

DEPRECIATION EXPENSE \$1,485

Instructions: Fill out the Grey Cells with the relevant information. Input 0 or none if there is nothing recorded in that account or there is no applicable information to report.

West End Water Co.
 Annual Report
 Balance Sheet Assets
 12/31/18

Balance Sheet Assets			
Account No.	Assets	Balance at Beginning of Year (2018)	Balance at End of Year (2018)
Current and Accrued Assets			
131	Cash	\$8,823	\$5,453
134	Working Funds	0	0
135	Temporary Cash Investments	0	0
141	Customer Accounts Receivable	2,923	2,923
146	Notes Receivable from Associated Companies	385	385
151	Plant Material and Supplies	0	0
162	Prepayments	0	0
174	Miscellaneous Current and Accrued Assets	95	95
	Total Current and Accrued Assets	\$12,226	\$8,856
Fixed Assets			
101	Utility Plant in Service*	\$2,353,391	\$2,355,306
103	Property Held for Future Use	0	0
105	Construction Work in Progress	14,420	14,420
108	Accumulated Depreciation (enter as negative)*	(1,245,636)	(1,290,771)
121	Non-Utility Property	0	0
122	Accumulated Depreciation - Non Utility	0	0
	Total Fixed Assets	\$1,122,175	\$1,078,955
	Total Assets	\$1,134,401	\$1,087,811

Instructions: Fill out the Grey Cells with the relevant information. Input 0 or none if there is nothing recorded in that account or there is no applicable information to report.

*Note these items feed automatically from AR3 UPIS Page 3

West End Water Co.
Annual Report
Balance Sheet Liabilities and Owners Equity

Balance Sheet Liabilities and Owners Equity				
	Liabilities		Balance at Beginning of Year (2018)	Balance at End of Year (2018)
Account No.	Current Liabilities			
231	Accounts Payable		\$30,880	\$25,328
232	Notes Payable (Current Portion)		0	0
234	Notes Payable to Associated Companies		857,669	857,536
235	Customer Deposits		27,651	25,559
236	Accrued Taxes		816	695
237	Accrued Interest		24,318	24,318
242	Miscellaneous Current and Accrued Liabilities		0	0
	Total Current Liabilities		\$941,335	\$933,436
	Long Term Debt			
224	Long Term Debt (Notes and Bonds)		\$17,370	\$17,370
	Deferred Credits			
251	Unamortized Premium on Debt		\$0	\$0
252	Advances in Aid of Construction		317,945	200,774
255	Accumulated Deferred Investment Tax Credits		0	0
271	Contributions in Aid of Construction		1,686,493	1,806,145
272	Less: Amortization of Contributions		(1,079,393)	(1,123,041)
281	Accumulated Deferred Income Tax		0	0
	Total Deferred Credits		\$925,046	\$883,878
	Total Liabilities		\$1,883,751	\$1,834,684
	Capital Accounts			
201	Common Stock Issued		\$1,000	\$1,000
211	Other Paid-In Capital		0	0
215	Retained Earnings		(750,350)	(747,873)
218	Proprietary Capital (Sole Props and Partnerships)		0	
	Total Capital		(\$749,350)	(\$746,873)
	Total Liabilities and Capital		\$1,134,401	\$1,087,811

Instructions: Fill out the Grey Cells with the relevant information. Input 0 or none if there is nothing recorded in that account or there is no applicable information to report.

Note: Total liabilities and Capital must match total assets for the beginning and end of the year!

West End Water Co.
 Annual Report
 Full time equivalent employees
 12/31/18

Full time equivalent employees

	Direct Company	Outside service	Total
President			0.0
Vice-president			0.0
Manager			0.0
Engineering Staff			0.0
System Operator(s)			0.0
Meter reader			0.0
Customer Service			0.0
Accounting			0.0
Business Office			0.0
Rates Department			0.0
Administrative Staff			0.0
Other			0.0
Total	0.0	0.0	0.0

Employees are shown on the Sunrise Water Co. Report

Instructions: Fill out the Grey Cells with the relevant information. Input 0 or none if there is nothing recorded in that account or there is no applicable information to report. A full-time employee is based on 2080 total hours per year. Please calculate partial employees using 2080 hours.

West End Water Co.
Annual Report
Water Comparative Income Statement
12/31/18

Water Comparative Income Statement			
Account No.	Calendar Year	Current Year 01/01/2018 - 12/31/2018	Last Year 01/01/2017 - 12/31/2017
	Operating Revenue		
461	Metered Water Revenue	\$169,606	\$166,233
460	Unmetered Water Revenue	0	0
462	Fire Protection Revenue	0	0
469	Guaranteed Revenues (Surcharges)	0	0
471	Miscellaneous Service Revenues	3,206	3,755
474	Other Water Revenue	96	187
	Total Revenues	\$172,908	\$170,175
	Operating Expenses		
601	Salaries and Wages	\$102,360	\$89,443
604	Employee Pensions and Benefits	8,973	7,887
610	Purchased Water	0	0
615	Purchased Power	20,968	19,716
618	Chemicals	100	76
620	Materials and Supplies	3,370	4,963
620.1	Repairs and Maintenance	0	0
620.2	Office Supplies and Expense	0	0
630	Contractual Services	0	0
631	Contractual Services - Engineering	0	0
632	Contractual Services - Accounting	4,249	5,015
633	Contractual Services - Legal	0	0
634	Contractual Services - Management Fees	0	0
635	Contractual Services - Water Testing	1,561	1,505
636	Contractual Services - Other	2,954	3,562
640	Rents	0	0
641	Rental of Building/Real Property	0	0
642	Rental of Equipment	439	0
650	Transportation Expenses	4,838	4,764
657	Insurance - General Liability	2,418	4,800
657.1	Insurance - Health and Life	0	0
665	Regulatory Commission Expense - Rate	0	0
670	Bad Debt Expense	0	0
675	Miscellaneous Expense	4,342	3,806
403	Depreciation Expense (From Schedule AR4)	1,485	2,662
408	Taxes Other Than Income	8,306	7,142
408.11	Property Taxes	6,715	6,297
409	Income Taxes	0	0
427.1	Customer Security Deposit Interest	0	0
	Total Operating Expenses	\$173,078	\$161,638
	Operating Income / (Loss)	(\$170)	\$8,537
	Other Income / (Expense)		
419	Interest and Dividend Income	\$0	\$0
421	Non-Utility Income	1,101	917
426	Miscellaneous Non-Utility (Expense)	0	0
427	Interest (Expense)	(302)	(309)
	Total Other Income / (Expense)	\$799	\$608
	Net Income / (Loss)	\$629	\$9,145

Instructions: Fill out the Grey Cells with the relevant information. Input 0 or none if there is nothing recorded in that account or there is no applicable information to report.

Full time equivalent employees

	Direct Company	Outside service	Total
President			0.0
Vice-president			0.0
Manager			0.0
Engineering Staff			0.0
System Operator(s)			0.0
Meter reader			0.0
Customer Service			0.0
Accounting			0.0
Business Office			0.0
Rates Department			0.0
Administrative Staff			0.0
Other			0.0
Total	0.0	0.0	0.0

Instructions: Fill out the Grey Cells with the relevant information. Input 0 or none if there is nothing recorded in that account or there is no applicable information to report. A full-time employee is based on 2080 total hours per year. Please calculate partial employees using 2080 hours.

West End Water Co.
 Annual Report
 Supplemental Financial Data (Long-Term Debt)
 12/31/18

Supplemental Financial Data (Long-Term Debt)				
	Loan #1	Loan #2	Loan #3	Loan #4
Date Issued				
Source of Loan				
ACC Decision No.				
Reason for Loan				
Dollar Amt. Issued	\$17,370			
Amount Outstanding	\$17,370			
Date of Maturity	4/1/1997			
Interest Rate	10.00%			
Current Year Interest	\$0			
Current Year Principal	\$0			

Meter Deposit Balance at Test Year End:	\$22,058
---	----------

Meter Deposits Refunded During the Test Year:	\$2,030
---	---------

List all bonds, notes, loans, and other types of indebtedness in which the proceeds were used in the provision of public utility service. Indebtedness incurred for personal uses by the owner of the utility should not be listed. Input 0 or none if there is nothing to report for that cell.

Well and Water Usage										
Name of the System:		West End Water Company								
ADEQ Public Water System Number:		AZ0407067								
ADWR PCC Number:		91-000206.0000								
Well registry 55# (55-XXXXXX)	Pump Horsepower	Pump Yield (gpm)	Casing Depth (feet)	Casing Diameter (inches)	Pump Motor Type **	Year Drilled	Meter Size (inches)	Flow measured	Active	
55-581369	50	240	800	12	Submersible	2000	6	Metered	Yes	

Name of system water delivered to: West End Water Company
 ADWR PCC Number: 91-000206.0000
 Source of water delivered to another system:

Name of system water received from:
 ADWR PCC Number:
 Source of water received:
 Well registry 55# (55-XXXXXX):

Month	Water withdrawn (acre ft) ¹	Water sold (acre ft) ²	Water delivered (sold) to other systems (acre ft) ³	Water received (purchased) from other systems (acre ft) ⁴	Estimated authorized use (acre ft) ⁵	Purchased Power Expense ⁶	Purchased Power (kWh) ⁷
January	6	6				\$1,322	8,709
February	6	6				1,228	8,257
March	7	7				1,548	11,193
April	9	8				1,633	12,258
May	10	10				1,739	13,861
June	10	9				1,993	17,258
July	9	9				1,556	12,499
August	8	8				1,597	12,820
September	9	9				1,484	11,662
October	5	5				1,189	8,581
November	7	7				1,231	9,009
December	5	5				1,255	9,093
Totals	91	88	0	0	0	\$17,775	135,200

If applicable, in the space below please provide a description for all un-metered water use along with amounts:

Instructions: Fill out the Grey Cells with the relevant information. Input 0 or none if there is nothing recorded in that account or there is no applicable information to report.

1 Water withdrawn - Total acre feet of water withdrawn from pumped sources.
 2 Water sold - Total acre feet from customer meters, and other sales such as construction water.
 3 Water delivered (sold) to other systems - Total acre feet of water delivered to other systems.
 4 Water received (purchased) from other systems - Total acre feet of water purchased/received from other systems.
 5 Estimated authorized use - Total estimated acre feet from authorized metered or un-metered use. Authorized uses such as flushing (mains, services and hydrants) draining/cleaning tanks, process, construction, fire fighting, etc. Non-authorized use (real losses) are service line breaks and leaks, water main breaks, meter inaccuracies and theft.
 6 Enter the total purchased power costs for the power meters associated with this system.
 7 Enter the total purchased kWh used by the power meters associated with this system.

Water Utility Plant Description

Name of the System:		West End Water Company	
ADEQ Public Water System Number:		AZ0407067	
ADWR PCC Number:		91-000206.0000	

MAINS		
Sizes (inches)	Material	Length (feet)
2.00	PVC/Galv	21,296
6.00	PVC	13,710
8.00	PVC	1,102
6.00	Ductile Iron	321
8.00	Ductile Iron	158

CUSTOMER METERS	
Size (inches)	Quantity
5/8 X 3/4	275
0.75	37
1	6
2	1

SERVICE LINES	
Material	Percent of system
PVC	95%
Copper	5%

BOOSTER PUMPS			
Horsepower	GPM		Quantity
10	80		2
20	250		1

FIRE HYDRANTS	
Type	Quantity
Standard *	12
Other	

STORAGE TANKS		
Capacity (gallons)	Material	Quantity
100,000	Steel	2

PRESSURE/BLADDER TANKS		
Capacity (gallons)	Material	Quantity
5,000	Steel	1

Instructions: Fill out the Grey Cells with the relevant information. Input 0 or none if there is nothing recorded in that account or there is no applicable information to report. Copy and paste this sheet as many times as is necessary.

* A standard fire hydrant has two 2.5 inch hose connection nozzles with 7.5 threads per inch, and one 4.5 inch pumper connection nozzle with 4 threads per inch.

Water Utility Plant Description (Continued)

For the following three items, list the utility owned assets in each category for each system.

TREATMENT EQUIPMENT:	Chemical Feed Pump
STRUCTURES:	Booster Pump and Electric Control Building; Chain Link Fence; Two (2) Steel Storage Tanks
OTHER:	

Instructions: Fill out the Grey Cells with the relevant information. Input 0 or none if there is nothing recorded in that account or there is no applicable information to report. Copy and paste this sheet as many times as is necessary.

Well and Water Usage									
Name of the System: West End Water Company									
ADEQ Public Water System Number: AZ4-07-167									
ADWR PCC Number: 91-000206 0000									
Well registry 55# (55-XXXXXX):	Pump Horsepower:	Pump Yield (gpm):	Casing Depth (feet):	Casing Diameter (inches):	Pump Motor Type **:	Year Drilled:	Meier Size (inches):	How measured:	Active:
55-626341	7.5	28	700	6	Submersible	1970	2	Metered	Yes

Name of system water delivered to: WEST END WATER COMPANY

ADWR PCC Number: 91-000206 0000 When:

Source of water delivered to another system:

Name of system water received from:

ADWR PCC Number:

Source of water received:

Well registry 55# (55-XXXXXX):

Month	Water withdrawn (acre ft) ¹	Water sold (acre ft) ²	Water delivered (sold) to other systems (acre ft) ³	Water received (purchased) from other systems (acre ft) ⁴	Estimated authorized use (acre ft) ⁵	Purchased Power Expense ⁶	Purchased Power (kWh) ⁷
January	0	0				\$241	603
February	0	0				235	510
March	0	0				245	673
April	0	0				240	738
May	1	1				235	939
June	1	1				241	1,207
July	1	0				229	850
August	0	0				233	847
September	1	1				231	863
October	0	0				230	658
November	0	0				230	707
December	0	0				236	616
Totals	5	5	0	0	0	\$2,826	9,211

If applicable, in the space below please provide a description for all un-metered water use along with amounts:

Instructions: Fill out the Grey Cells with the relevant information. Input 0 or none if there is nothing recorded in that account or there is no applicable information to report.

- 1 Water withdrawn - Total acre feet of water withdrawn from pumped sources.
- 2 Water sold - Total acre feet from customer meters, and other sales such as construction water.
- 3 Water delivered (sold) to other systems - Total acre feet of water delivered to other systems.
- 4 Water received (purchased) from other systems - Total acre feet of water purchased/received from other systems.
- 5 Estimated authorized use - Total estimated acre feet from authorized metered or unmetered use. Authorized uses such as flushing (mains, services and hydrants) draining/cleaning tanks, process, construction, fire fighting, etc. Non-authorized use (real losses) are service line breaks and leaks, water main breaks, meter inaccuracies and theft.
- 6 Enter the total purchased power costs for the power meters associated with this system.
- 7 Enter the total purchased kWh used by the power meters associated with this system.

Water Utility Plant Description		
Name of the System:	West End Water Company	
ADEQ Public Water System Number:	AZ0407167	
ADWR PCC Number:	91-000206.0000	

MAINS		
Sizes (inches)	Material	Length (feet)
4.00	PVC	1,300
6.00	PVC	2,413

CUSTOMER METERS	
Size (inches)	Quantity
5/8 X 3/4	18
0.75	1

SERVICE LINES	
Material	Percent of system
PVC	100%

BOOSTER PUMPS		
Horsepower	GPM	Quantity
2.5	50	1
5	100	1

FIRE HYDRANTS	
Type	Quantity
Standard *	
Other	

STORAGE TANKS		
Capacity (gallons)	Material	Quantity
10,000	Steel	1

PRESSURE/BLADDER TANKS		
Capacity (gallons)	Material	Quantity
5,000	Steel	1

Instructions: Fill out the Grey Cells with the relevant information. Input 0 or none if there is nothing recorded in that account or there is no applicable information to report. Copy and paste this sheet as many times as is necessary.

* A standard fire hydrant has two 2.5 inch hose connection nozzles with 7.5 threads per inch, and one 4.5 inch pumper connection nozzle with 4 threads per inch.

Water Utility Plant Description (Continued)

For the following three items, list the utility owned assets in each category for each system.

TREATMENT EQUIPMENT:	
-----------------------------	--

STRUCTURES:	Chain Link Fence; Steel Storage Tank
--------------------	--------------------------------------

OTHER:	
---------------	--

Instructions: Fill out the Grey Cells with the relevant information. Input 0 or none if there is nothing recorded in that account or there is no applicable information to report. Copy and paste this sheet as many times as is necessary.

Customer and Other Information	
Name of the System:	West End Water Company
ADEQ Public Water System Number:	AZ0407067
ADWR PCC Number:	91-000206.0000

Month	Number of Customers				Other Non-Residential
	Single-Family	Multi-Family	Commercial	Turf/Irrigation	
January	251	3	7		
February	249	3	7		
March	248	3	7		
April	253	3	7		
May	252	3	7		
June	250	3	7		
July	246	3	7		
August	244	3	7		
September	247	3	7		
October	246	3	7		
November	245	3	7		
December	247	3	7		

If the system has fire hydrants, what is the fire flow requirements? GPM for hrs.

Does the system have chlorination treatment?

Does the Company have an ADWR Gallons Per Capita Per Day (GPCPD) requirement?

If yes, provide the GPCPD amount:

Is the Water Utility located in an ADWR Active Management Area (AMA)?

If yes, which AMA?

Instructions: Fill out the Grey Cells with the relevant information. Input 0 or none if there is nothing recorded in that account or there is no applicable information to report. Copy and paste this sheet as many times as is necessary.

Customer and Other Information	
Name of the System:	West End Water Company
ADEQ Public Water System Number:	AZ04-07-167
ADWR PCC Number:	91-000206.0000

Month	Number of Customers				Other Non-Residential
	Single-Family	Multi-Family	Commercial	Turf/Irrigation	
January	19				
February	19				
March	19				
April	19				
May	19				
June	19				
July	19				
August	19				
September	19				
October	19				
November	19				
December	19				

If the system has fire hydrants, what is the fire flow requirements? GPM for hrs.

Does the system have chlorination treatment?

Does the Company have an ADWR Gallons Per Capita Per Day (GPCPD) requirement?

If yes, provide the GPCPD amount:

Is the Water Utility located in an ADWR Active Management Area (AMA)?
 If yes, which AMA?

Instructions: Fill out the Grey Cells with the relevant information. Input 0 or none if there is nothing recorded in that account or there is no applicable information to report. Copy and paste this sheet as many times as is necessary.

West End Water Co.
Annual Report
Property Taxes
12/31/18

Property Taxes	
Amount of actual property taxes paid during Calendar Year 2018 was	\$6,715

If no property taxes paid, explain why.
0

Instructions: Fill out the Grey Cells with the relevant information. Input 0 or none if there is nothing recorded in that account or there is no applicable information to report.

West End Water Co.
Annual Report
Verification and Sworn Statement (Taxes)
12/31/18

Verification and Sworn Statement (Taxes)

Verification: State of Arizona I, the undersigned of the
(state name)

County of (county name): Maricopa
Name (owner or official) title: Steven D Campbell, President
Company name: West End Water Co.

RECEIVED

APR 12 2019

ARIZONA CORP COMMISSION
UTILITIES DIVISION - DIRECTOR'S OFFICE


DO SAY THAT THIS ANNUAL UTILITY PROPERTY TAX AND SALES TAX REPORT TO THE ARIZONA CORPORATION COMMISSION.

FOR THE YEAR ENDING: 12/31/18

HAS BEEN PREPARED UNDER MY DIRECTION, FROM THE ORIGINAL BOOKS, PAPERS AND RECORDS OF SAID UTILITY; THAT I HAVE CAREFULLY EXAMINED THE SAME, AND DECLARE THE SAME TO BE A COMPLETE AND CORRECT STATEMENT OF BUSINESS AND AFFAIRS OF SAID UTILITY FOR THE PERIOD COVERED BY THIS REPORT IN RESPECT TO EACH AND EVERY MATTER AND THING SET FORTH, TO THE BEST OF MY KNOWLEDGE, INFORMATION AND BELIEF.

Sworn Statement: I HEREBY ATTEST THAT ALL PROPERTY TAXES FOR SAID COMPANY ARE CURRENT AND PAID IN FULL.

I HEREBY ATTEST THAT ALL SALES TAXES FOR SAID COMPANY ARE CURRENT AND PAID IN FULL.



signature of owner/official

623-972-6133
telephone no.

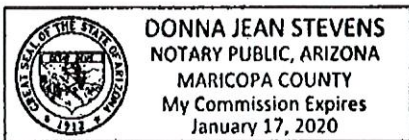
SUBSCRIBED AND SWORN TO BEFORE ME A NOTARY PUBLIC
IN AND FOR THE COUNTY

THIS

12th DAY OF Maricopa
April 2019
(month) and (year)

MY COMMISSION EXPIRES

Jan 17, 2020
(date)



Donna Jean Stevens
(signature of notary public)

Verification and Sworn Statement

RECEIVED

APR 12 2019

ARIZONA CORP COMMISSION
UTILITIES DIVISION - DIRECTOR'S OFFICE

Verification:

State of Arizona I, the undersigned of the
(state name)

County of (county name): Maricopa

Name (owner or official) title: Steven D Campbell, President

Company name: West End Water Co.

DO SAY THAT THIS ANNUAL UTILITY PROPERTY TAX AND SALES TAX REPORT TO THE ARIZONA CORPORATION COMMISSION.

FOR THE YEAR ENDING: 12/31/18

HAS BEEN PREPARED UNDER MY DIRECTION, FROM THE ORIGINAL BOOKS, PAPERS AND RECORDS OF SAID UTILITY; THAT I HAVE CAREFULLY EXAMINED THE SAME, AND DECLARE THE SAME TO BE A COMPLETE AND CORRECT STATEMENT OF BUSINESS AND AFFAIRS OF SAID UTILITY FOR THE PERIOD COVERED BY THIS REPORT IN RESPECT TO EACH AND EVERY MATTER AND THING SET FORTH, TO THE BEST OF MY KNOWLEDGE, INFORMATION AND BELIEF.

Sworn Statement: IN ACCORDANCE WITH THE REQUIREMENTS OF TITLE 40, ARTICLE 8, SECTION 40-401, ARIZONA REVISED STATUTES, IT IS HEREIN REPORTED THAT THE GROSS OPERATING REVENUE OF SAID UTILITY DERIVED FROM ARIZONA INTRASTATE UTILITY OPERATIONS DURING THE CALENDAR YEAR WAS:

Arizona Intrastate Gross Operating Revenues Only (\$)

\$172,909

(The amount in the box above includes

\$10,793 in sales taxes

billed or collected)

[Handwritten Signature]

signature of owner/official

623-972-6133

telephone no.

SUBSCRIBED AND SWORN TO BEFORE ME A NOTARY PUBLIC
IN AND FOR THE COUNTY

Maricopa

(county name)

THIS

12th

DAY OF

April

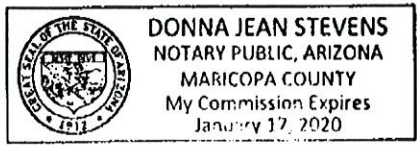
2019

(month) and (year)

MY COMMISSION EXPIRES

Jan 17, 2020

(date)



[Handwritten Signature: Donna Jean Stevens]
signature of notary public

Verification and Sworn Statement (Residential Revenue)

Verification:

State of Arizona I, the undersigned of the
(state name)

County of (county name): Maricopa
Name (owner or official) title: Steven D Campbell, President
Company name: West End Water Co.

RECEIVED
APR 12 2019
ARIZONA CORP COMMISSION
UTILITIES DIVISION - DIRECTOR'S OFFICE

DO SAY THAT THIS ANNUAL UTILITY PROPERTY TAX AND SALES TAX REPORT TO THE ARIZONA CORPORATION COMMISSION.

FOR THE YEAR ENDING: 12/31/18

HAS BEEN PREPARED UNDER MY DIRECTION, FROM THE ORIGINAL BOOKS, PAPERS AND RECORDS OF SAID UTILITY; THAT I HAVE CAREFULLY EXAMINED THE SAME, AND DECLARE THE SAME TO BE A COMPLETE AND CORRECT STATEMENT OF BUSINESS AND AFFAIRS OF SAID UTILITY FOR THE PERIOD COVERED BY THIS REPORT IN RESPECT TO EACH AND EVERY MATTER AND THING SET FORTH TO THE BEST OF MY KNOWLEDGE, INFORMATION AND BELIEF.

Sworn Statement: IN ACCORDANCE WITH THE REQUIREMENTS OF TITLE 40, ARTICLE 8, SECTION 40-401, ARIZONA REVISED STATUTES, IT IS HEREIN REPORTED THAT THE GROSS OPERATING REVENUE OF SAID UTILITY DERIVED FROM ARIZONA INTRASTATE UTILITY OPERATIONS RECEIVED FROM RESIDENTIAL CUSTOMERS DURING THE CALENDAR YEAR WAS:

Arizona Intrastate Gross Operating Revenues Only (\$)

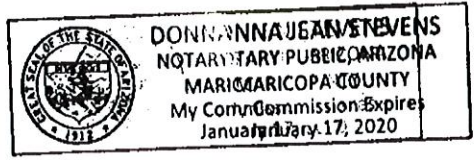
\$139,615
(The amount in the box above includes
\$8,714 in sales taxes
billed or collected)

[Signature]
signature of owner/official
623-972-6133
telephone no.

SUBSCRIBED AND SWORN TO BEFORE ME A NOTARY PUBLIC
IN AND FOR THE COUNTY Maricopa
(county name)

THIS 12th DAY OF April 2019
(month) and (year)

MY COMMISSION EXPIRES Jan 17, 2020
(date)



Donna Jean Stevens
(signature of notary public)

Company	West End Water Co.	
Docket No.:	W-01157A	
Name of the System:	WESTEND WATER CO-WHEAT	
ADEQ Public Water System Number:	AZ0407167	
ADWR PCC Number:	91-000241.0000	

2018 Utility Shutoffs / Disconnects			
Month	Termination without Notice R14-2-410.B	Termination with Notice R14-2-410.C	Other
January	0	0	0
February	0	0	0
March	0	0	0
April	0	0	0
May	0	0	0
June	0	0	0
July	0	0	0
August	0	0	0
September	0	0	0
October	0	0	0
November	0	0	0
December	0	0	0
Total	0	0	0

Other (description): None

Instructions: Fill out the Grey Cells with the relevant information. Input 0 or none if there is nothing recorded in that account or there is no applicable information to report.

RECEIVED

JUN 11 2019

ARIZONA CORP COMMISSION
UTILITIES DIVISION – DIRECTOR'S OFFICE

Company	West End Water Co.	
Docket No.:	W-01157A	
Name of the System:	WEST END WATER COMPANY	
ADEQ Public Water System Number:	AZ0407067	
ADWR PCC Number:	91-000206.0000	

2018 Utility Shutoffs / Disconnects			
Month	Termination without Notice R14-2-410.B	Termination with Notice R14-2-410.C	Other
January	0	4	0
February	0	4	0
March	0	5	0
April	0	1	0
May	0	0	0
June	0	9	0
July	0	6	0
August	0	2	0
September	0	6	0
October	0	1	0
November	0	0	0
December	0	2	0
Total	0	40	0

Other (description): None

Instructions: Fill out the Grey Cells with the relevant information. Input 0 or none if there is nothing recorded in that account or there is no applicable information to report.

RECEIVED

JUN 11 2019

ARIZONA CORP COMMISSION
UTILITIES DIVISION - DIRECTOR'S OFFICE