

Del

ANNUAL REPORT

Of

Company Name: **Walnut Creek Water Company, Inc.**
119 E. Andy Devine Ave.

Mailing Address: Kingman AZ
86401

Docket No.: W-02466A

For the Year Ended: 12/31/19

WATER UTILITY

To

Arizona Corporation Commission

RECEIVED
UTILITIES DIVISION
2020 APR 17 A 8:21
ARIZONA CORPORATION
COMMISSION

Due on April 15th

Email: rdelafuente@azcc.gov, mail or deliver the completed Annual Report to:

Arizona Corporation Commission
Compliance Section - Utilities Division
1200 West Washington Street
Phoenix, Arizona 85007

Application Type: **Original Filing**

Application Date: 4/14/2020

ARIZONA CORPORATION COMMISSION
WATER UTILITY ANNUAL REPORT
Walnut Creek Water Company, Inc.
A Class Utility

For the Calendar Year Ended:

Primary Address:
City: State: Zip Code:

Telephone Number:

Date of Original Organization of Utility:

Person to whom correspondence should be addressed concerning this report:

Name:
Telephone No. :
Address:
City: State: Zip Code:
Email:

Regulatory and Management Contact

Name:
Telephone No. :
Address:
City: State: Zip Code:
Email:

On-Site Manager

Name:
Telephone No. :
Address:
City: State: Zip Code:
Email:

NA

Name:
Telephone No. :
Address:
City: State: Zip Code:
Email:

Name:
Telephone No. :
Address:
City: State: Zip Code:
Email:

Ownership:

Counties Served:

Important changes during the year

No	For those companies not subject to the affiliated interest rules, has there been a change in ownership or direct control during the year? If yes, please provide specific details in the box below.
	N/A

Yes	Has the company been notified by any other regulatory authorities during the year, that they are out of compliance? If yes, please provide specific details in the box below.
	The water storage tank installed in 2018 was not permitted by ADEQ. This is in the process of being addressed.

Walnut Creek Water Company, Inc.
 Annual Report
 Utility Plant in Service (Water)
 12/31/19

Utility Plant in Service (Water)							
Account No.	Description	Beginning Year Original Cost	Current Year Additions	Current Year Retirements	Adjusted Original Cost	Accumulated Depreciation	OCLD (OC less AD)
301	Organization	\$0	\$0	\$0	\$0	\$0	\$0
302	Franchises	0	0	0	0	0	0
303	Land and Land Rights	4,425	0	0	4,425	0	4,425
304	Structures and Improvements	33,054	0	0	33,054	5,939	27,116
305	Collecting & Improving Reservoirs	0	0	0	0	0	0
306	Lake, River, Canal Intakes	0	0	0	0	0	0
307	Wells and Springs	23,549	48,372	0	71,921	20,224	51,697
308	Infiltration Galleries	0	0	0	0	0	0
309	Supply Mains	0	0	0	0	0	0
310	Power Generation Equipment	0	0	0	0	0	0
311	Pumping Equipment	77,873	13,833	0	91,706	60,494	31,211
320	Water Treatment Equipment	0	0	0	0	0	0
320.1	Water Treatment Plants	0	0	0	0	0	0
320.2	Solution Chemical Feeders	0	0	0	0	0	0
320.3	Point-of-Use Treatment Devices	0	0	0	0	0	0
330	Distribution Reservoirs and Standpipes	0	0	0	0	0	0
330.1	Storage Tanks	104,177	0	0	104,177	8,677	95,500
330.2	Pressure Tanks	1,178	0	0	1,178	324	854
331	Transmission and Distribution Mains	528,274	0	0	528,274	388,120	140,154
333	Services	6,729	0	0	6,729	6,729	(0)
334	Meters and Meter Installations	28,958	6,470	0	35,429	10,119	25,309
335	Hydrants	0	0	0	0	0	0
336	Backflow Prevention Devices	0	0	0	0	0	0
339	Other Plant and Misc. Equipment	10,211	0	0	10,211	10,211	(0)
340	Office Furniture and Equipment	0	0	0	0	0	0
340.1	Computer & Software	2,690	0	0	2,690	2,690	0
341	Transportation Equipment	4,500	0	0	4,500	2,250	2,250
342	Stores Equipment	0	0	0	0	0	0
343	Tools, Shop and Garage Equipment	9,733	2,304	0	12,037	1,776	10,261
344	Laboratory Equipment	0	0	0	0	0	0
345	Power Operated Equipment	53,319	0	0	53,319	48,639	4,680
346	Communication Equipment	10,822	0	0	10,822	9,322	1,500
347	Miscellaneous Equipment	0	0	0	0	0	0
348	Other Tangible Plant	0	0	0	0	0	0
	Totals	\$899,492	\$70,979	\$0	\$970,472	\$575,514	\$394,957

Walnut Creek Water Company, Inc.
Annual Report
Depreciation Expense for the Current Year (Water)
12/31/19

Depreciation Expense for the Current Year (Water)									
Account No.	Description	Beginning Year Original Cost	Current Year Additions	Current Year Retirements	Adjusted Original Cost	Fully Depreciated/Non-depreciable Plant	Depreciable Plant	Depreciation Percentages	Depreciation Expense
301	Organization	\$0	\$0	\$0	\$0	\$0	\$0	0.00%	\$0
302	Franchises	0	0	0	0	0	0	0.00%	0
303	Land and Land Rights	4,425	0	0	4,425	4,425	0	0.00%	0
304	Structures and Improvements	33,054	0	0	33,054	2,544	30,510	3.33%	1,016
305	Collecting & Improving Reservoirs	0	0	0	0	0	0	2.50%	0
306	Lake, River, Canal Intakes	0	0	0	0	0	0	2.50%	0
307	Wells and Springs	23,549	48,372	0	71,921	0	71,921	3.33%	1,590
308	Infiltration Galleries	0	0	0	0	0	0	0.00%	0
309	Supply Mains	0	0	0	0	0	0	2.00%	0
310	Power Generation Equipment	0	0	0	0	0	0	5.00%	0
311	Pumping Equipment	77,873	13,833	0	91,706	14,848	76,858	12.50%	8,254
320	Water Treatment Equipment	0	0	0	0	0	0	0.00%	0
320.1	Water Treatment Plants	0	0	0	0	0	0	3.33%	0
320.2	Solution Chemical Feeders	0	0	0	0	0	0	20.00%	0
320.3	Point-of-Use Treatment Devices	0	0	0	0	0	0	8.33%	0
330	Distribution Reservoirs and Standpipes	0	0	0	0	0	0	0.00%	0
330.1	Storage Tanks	104,177	0	0	104,177	5,266	98,911	2.22%	2,196
330.2	Pressure Tanks	1,178	0	0	1,178	0	1,178	5.00%	59
331	Transmission and Distribution Mains	528,274	0	0	528,274	302,652	225,622	2.00%	4,512
333	Services	6,729	0	0	6,729	6,729	0	3.33%	0
334	Meters and Meter Installations	28,958	6,470	0	35,429	0	35,429	8.33%	2,682
335	Hydrants	0	0	0	0	0	0	2.00%	0
336	Backflow Prevention Devices	0	0	0	0	0	0	6.67%	0
339	Other Plant and Misc. Equipment	10,211	0	0	10,211	10,211	0	6.67%	0
340	Office Furniture and Equipment	0	0	0	0	0	0	6.67%	0
340.1	Computer & Software	2,690	0	0	2,690	1,000	1,690	20.00%	169
341	Transportation Equipment	4,500	0	0	4,500	0	4,500	20.00%	900
342	Stores Equipment	0	0	0	0	0	0	4.00%	0
343	Tools, Shop and Garage Equipment	9,733	2,304	0	12,037	0	12,037	5.00%	544
344	Laboratory Equipment	0	0	0	0	0	0	10.00%	0
345	Power Operated Equipment	53,319	0	0	53,319	46,475	6,844	5.00%	342
346	Communication Equipment	10,822	0	0	10,822	0	10,822	10.00%	841
347	Miscellaneous Equipment	0	0	0	0	0	0	10.00%	0
348	Other Tangible Plant	0	0	0	0	0	0	0.00%	0
	Subtotal	\$899,492	\$70,979	\$0	\$970,472	\$394,150	\$576,321		\$23,105

Contribution(s) in Aid of Construction (Gross)	\$93,159
Less: Non Amortizable Contribution(s)	0
Fully Amortizable Contribution(s)	0
Amortizable Contribution(s)	\$93,159
Times: Proposed Amortization Rate	3.40%
Amortization of CIAC	\$3,166

Less: Amortization of CIAC

DEPRECIATION EXPENSE

Walnut Creek Water Company, Inc.
 Annual Report
 Balance Sheet Assets
 12/31/19

Balance Sheet Assets				
	Assets		Balance at Beginning of Year (2019)	Balance at End of Year (2019)
Account No.	Current and Accrued Assets			
131	Cash		\$20,985	\$9,264
134	Working Funds		0	0
135	Temporary Cash Investments		0	0
141	Customer Accounts Receivable		9,052	6,404
146	Notes Receivable from Associated Companies		0	0
151	Plant Material and Supplies		0	0
162	Prepayments		0	0
174	Miscellaneous Current and Accrued Assets		0	0
	Total Current and Accrued Assets		\$30,037	\$15,668
Account No.	Fixed Assets			
101	Utility Plant in Service*		\$899,492	\$970,472
103	Property Held for Future Use		0	0
105	Construction Work in Progress		0	0
108	Accumulated Depreciation (enter as negative)*		(552,409)	(575,514)
121	Non-Utility Property		0	0
122	Accumulated Depreciation - Non Utility		0	0
	Total Fixed Assets		\$347,083	\$394,957
	Total Assets		\$377,120	\$410,626

*Note these items feed automatically from AR3 UPIS Page 4

Walnut Creek Water Company, Inc.
 Annual Report
 Balance Sheet Liabilities and Owners Equity

Balance Sheet Liabilities and Owners Equity				
Account No.	Liabilities		Balance at Beginning of Year (2019)	Balance at End of Year (2019)
	Current Liabilities			
231	Accounts Payable			
232	Notes Payable (Current Portion)		\$209	\$2,136
234	Notes Payable to Associated Companies		0	0
235	Customer Deposits		0	0
236	Accrued Taxes		675	525
237	Accrued Interest		4,256	4,554
242	Miscellaneous Current and Accrued Liabilities		0	0
	Total Current Liabilities		\$5,140	\$7,214
	Long Term Debt			
224	Long Term Debt (Notes and Bonds)		\$0	\$0
	Deferred Credits			
251	Unamortized Premium on Debt		\$0	\$0
252	Advances in Aid of Construction		0	0
255	Accumulated Deferred Investment Tax Credits		0	0
271	Contributions in Aid of Construction		93,159	93,159
272	Less: Amortization of Contributions		(4,750)	(7,916)
281	Accumulated Deferred Income Tax		0	0
	Total Deferred Credits		\$88,409	\$85,243
	Total Liabilities		\$93,549	\$92,457
	Capital Accounts			
201	Common Stock Issued		\$9,000	\$9,000
211	Other Paid-In Capital		674,090	674,089
215	Retained Earnings		(399,519)	(364,920)
218	Proprietary Capital (Sole Props and Partnerships)		0	0
	Total Capital		\$283,571	\$318,169
	Total Liabilities and Capital		\$377,120	\$410,626

Note: Total liabilities and Capital must match total assets for the beginning and end of the year!

Walnut Creek Water Company, Inc.
Annual Report
Water Comparative Income Statement
12/31/19

Water Comparative Income Statement			
Account No.	Calendar Year	Current Year 01/01/2019 - 12/31/2019	Last Year 01/01/2018 - 12/31/2018
	Operating Revenue		
461	Metered Water Revenue	\$159,535	\$170,388
460	Unmetered Water Revenue		0
462	Fire Protection Revenue	0	0
469	Guaranteed Revenues (Surcharges)	0	0
471	Miscellaneous Service Revenues	0	0
474	Other Water Revenue	1,274	1,144
	Total Revenues	\$160,809	\$171,532
	Operating Expenses		
601	Salaries and Wages	\$52,603	\$48,649
604	Employee Pensions and Benefits	0	0
610	Purchased Water	0	0
615	Purchased Power	17,588.66	20,243
618	Chemicals	0	0
620	Materials and Supplies	0	0
620.1	Repairs and Maintenance	29,711	17,331
620.2	Office Supplies and Expense	8,573	8,682
630	Contractual Services	0	0
631	Contractual Services - Engineering	0	0
632	Contractual Services - Accounting	0	109
633	Contractual Services - Legal	0	0
634	Contractual Services - Management Fees	0	0
635	Contractual Services - Water Testing	1,615	1,193
636	Contractual Services - Other	4,635	4,285
640	Rents	0	0
641	Rental of Building/Real Property	9,000	0
642	Rental of Equipment	0	0
650	Transportation Expenses	7,856	7,062
657	Insurance - General Liability	6,435	6,470
657.1	Insurance - Health and Life	0	0
665	Regulatory Commission Expense - Rate	2,555	0
670	Bad Debt Expense	0	302
675	Miscellaneous Expense	0	0
403	Depreciation Expense (From Schedule AR4)	19,939	18,699
408	Taxes Other Than Income	4,165	1,940
408.11	Property Taxes	6,552	6,640
409	Income Taxes	0	0
427.1	Customer Security Deposit Interest	15.3	9
	Total Operating Expenses	\$171,228	\$141,615
	Operating Income / (Loss)	(\$10,419)	\$29,917
	Other Income / (Expense)		
419	Interest and Dividend Income	\$0	\$0
421	Non-Utility Income	0	0
426	Miscellaneous Non-Utility (Expense)	0	0
427	Interest (Expense)	0	0
	Total Other Income / (Expense)	\$0	\$0
	Net Income / (Loss)	(\$10,419)	\$29,917

Full time equivalent employees

	Direct Company	Allocated	Outside service	Total
President	0.1	0.0	0.0	0.1
Vice-president	0.0	0.0	0.0	0.0
Manager	1.0	0.0	0.0	1.0
Engineering Staff	0.0	0.0	0.0	0.0
System Operator(s)	0.0	0.0	0.1	0.1
Meter reader	0.1	0.0	0.0	0.1
Customer Service	0.0	0.0	0.0	0.0
Accounting	0.3	0.0	0.0	0.3
Business Office	0.2	0.0	0.0	0.2
Rates Department	0.0	0.0	0.1	0.1
Administrative Staff	0.0	0.0	0.0	0.0
Other	0.0	0.0	0.1	0.1
Total	1.7	0.0	0.2	1.9

Walnut Creek Water Company, Inc.
 Annual Report
 Supplemental Financial Data (Long-Term Debt)
 12/31/19

Supplemental Financial Data (Long-Term Debt)				
	Loan #1	Loan #2	Loan #3	Loan #4
Date Issued				
Source of Loan				
ACC Decision No.				
Reason for Loan				
Dollar Amt. Issued				
Amount Outstanding				
Date of Maturity				
Interest Rate				
Current Year Interest				
Current Year Principal				

Meter Deposit Balance at Test Year End: \$0

Meter Deposits Refunded During the Test Year:

List all bonds, notes, loans, and other types of indebtedness in which the proceeds were used in the provision of public utility service. Indebtedness incurred for personal uses by the owner of the utility should not be listed. Input 0 or none if there is nothing to report for that cell.

Well and Water Usage												
Name of the System:		WALNUT CREEK WATER CO										
ADEQ Public Water System Number:		AZ0408078										
ADWR PCC Number:		91-000341.0000										
Well registry 55# (55-XXXXXX):	Pump Horsepower	Pump Yield (gpm)	Casing Depth (feet)	Casing Diameter (inches)	Pump Motor Type **	Year Drilled	Water level 2010	Water level 2019	Meter Size (inches)	How measured:	Active	
55-506325 #4	25	135	825	9	sub	1984		485	3	Metered	Yes	
55-580129 #2	15	70	900	6	sub	2000		328	3	Metered	Yes	
55-581044 #3	20	70	670	6	sub	2000		338	3	Metered	Yes	
55-208038 #5	40	160	920	9	sub	2005	N/A	380	4	Metered	Yes	
55-529524 #1	N/A	N/A	480	6	N/A	1990			N/A	N/A	No	

Name of system water delivered to: _____
 ADWR PCC Number: _____
 Source of water delivered to another system: _____

Name of system water received from: NA
 ADWR PCC Number: #N/A
 Source of water received: NA
 Well registry 55# (55-XXXXXX): _____

Month	Water withdrawn (gallons) ¹	Water sold (gallons) ²	Water delivered (sold) to other systems (gallons) ³	Water received (purchased) from other systems (gallons) ⁴	Estimated authorized use (gallons) ⁵	Purchased Power Expense ⁶	Purchased Power (kWh) ⁷
January	2,271,800.00	1,962,555.00		0.00		1372.21	13,801
February	1,672,000.00	1,371,345.00		0.00		1151.79	9,998
March	1,785,500.00	1,498,554.00		0.00		1194.38	10,345
April	2,460,900.00	2,203,009.00		0.00		1507.66	13,568
May	2,985,800.00	2,652,742.00		0.00		1561.62	14,185
June	2,532,897.00	2,408,392.00		0.00		1378.28	15,490
July	3,086,089.00	2,852,195.00		0.00		1524.68	17,374
August	2,976,161.00	2,703,633.00		0.00		1697.83	15,503
September	2,851,440.00	2,438,322.00		0.00		1977.12	18,362
October	2,996,129.00	2,547,486.00		0.00		1572.85	14,176
November	1,771,611.00	1,506,253.00		0.00		1413.2	12,531
December	1,823,862.00	1,474,750.00		0.00		1237.04	10,696
Totals	29,214,189.00	25,619,436.00	0.00	0.00	0.00	\$17,589	166,029

If applicable, in the space below please provide a description for all un-metered water use along with amounts:

¹ Water withdrawn - Total gallons of water withdrawn from pumped sources.
² Water sold - Total gallons from customer meters, and other sales such as construction water.
³ Water delivered (sold) to other systems - Total gallons of water delivered to other systems.
⁴ Water received (purchased) from other systems - Total gallons of water purchased/received from other systems.
⁵ Estimated authorized use - Total estimated gallons from authorized metered or unmetered use. Authorized uses such as flushing (mains, services and hydrants) draining/cleaning tanks, process, construction, fire fighting, etc. Non-authorized use (real losses) are service line breaks and leaks, water main breaks, meter inaccuracies and theft.
⁶ Enter the total purchased power costs for the power meters associated with this system.
⁷ Enter the total purchased kWh used by the power meters associated with this system.

Water Utility Plant Description (Continued)

For the following three items, list the utility owned assets in each category for each system.

TREATMENT EQUIPMENT:	
STRUCTURES:	standpipe, well house
OTHER:	

Provide a calculation used to determine the value of one water equivalent residential connection (ERC).

Use one of the following methods:

- (a) If actual flow data are available from the preceding 12 months, divide the total annual single family residence (SFR) gallons sold by the average number of single family residence customers for the same period and divide the result by 365
- (b) If no historical flow data are available, use:
 $ERC = (\text{Total SFR gallons sold (Omit 000)} / 365 \text{ days} / 350 \text{ gallons per day})$

ERC

200

 Method used:

(a)

Customer and Other Information	
Name of the System:	WALNUT CREEK WATER CO
ADEQ Public Water System Number:	AZ0408078
ADWR PCC Number:	91-000341.0000

Month	Number of Customers				
	Single-Family	Multi-Family	Commercial	Turf/Irrigation	Other Non-Residential
January	259	4	8		1
February	260	4	8		1
March	260	4	8		1
April	260	4	8		1
May	259	4	8		1
June	260	4	8		1
July	260	4	7		1
August	259	4	7		1
September	262	4	7		1
October	261	4	7		1
November	263	4	7		1
December	263	4	7		1

If the system has fire hydrants, what is the fire flow requirements? GPM for hrs.

Does the system have chlorination treatment?

Does the Company have an ADWR Gallons Per Capita Per Day (GCPCPD) requirement?
 If yes, provide the GPCPD amount:

Is the Water Utility located in an ADWR Active Management Area (AMA)?
 If yes, which AMA?

What is the present system connection capacity (in ERCs *) using existing lines?

What is the future system connection capacity (in ERCs *) upon service area buildout?

Describe any plans and estimated completion dates for any enlargements or improvements of this system.

* an ERC is based on the calculation on the bottom of AR9 page 12.

Walnut Creek Water Company, Inc.
 Annual Report
 Utility Shutoffs / Disconnects
 12/31/19

Utility Shutoffs / Disconnects	
Name of the System:	WALNUT CREEK WATER CO
ADEQ Public Water System Number:	AZ0408078
ADWR PCC Number:	91-000341.0000

Month	Termination without Notice R14-2-410.B	Termination with Notice R14-2-410.C	Other
January	0	0	0
February	0	0	0
March	0	0	0
April	0	0	0
May	0	0	0
June	0	0	0
July	0	0	0
August	0	0	0
September	0	0	0
October	0	0	0
November	0	0	0
December	0	0	0
Total	0	0	0

Other (description):

Instructions: Fill out the Grey Cells with the relevent information. Input 0 or none if there is nothing recorded in that account or there is no applicable information to report.

Property Taxes	
-----------------------	--

Amount of actual property taxes paid during Calendar Year 2019 was

\$6,552

If no property taxes paid, explain why.

Instructions: Fill out the Grey Cells with the relevant information. Input 0 or none if there is nothing recorded in that account or there is no applicable information to report.

Verification and Sworn Statement (Taxes)

Verification: State of Arizona I, the undersigned of the
(state name)

County of (county name): Mohave
Name (owner or official) title: Scott R Dunton
Company name: Walnut Creek Water Company, Inc.

DO SAY THAT THIS ANNUAL UTILITY PROPERTY TAX AND SALES TAX REPORT TO THE ARIZONA CORPORATION COMMISSION.

FOR THE YEAR ENDING: 12/31/19

HAS BEEN PREPARED UNDER MY DIRECTION, FROM THE ORIGINAL BOOKS, PAPERS AND RECORDS OF SAID UTILITY; THAT I HAVE CAREFULLY EXAMINED THE SAME, AND DECLARE THE SAME TO BE A COMPLETE AND CORRECT STATEMENT OF BUSINESS AND AFFAIRS OF SAID UTILITY FOR THE PERIOD COVERED BY THIS REPORT IN RESPECT TO EACH AND EVERY MATTER AND THING SET FORTH, TO THE BEST OF MY KNOWLEDGE, INFORMATION AND BELIEF.

Sworn Statement: I HEREBY ATTEST THAT ALL PROPERTY TAXES FOR SAID COMPANY ARE CURRENT AND PAID IN FULL.

I HEREBY ATTEST THAT ALL SALES TAXES FOR SAID COMPANY ARE CURRENT AND PAID IN FULL.

RECEIVED
UTILITIES DIVISION
2020 APR 17 A 8:26
ARIZONA CORPORATION
COMMISSION


[Signature]
signature of owner/official

928-753-1314
telephone no.

SUBSCRIBED AND SWORN TO BEFORE ME A NOTARY PUBLIC
IN AND FOR THE COUNTY

THIS 14th DAY OF Mohave
April 2020
(month) and (year)

MY COMMISSION EXPIRES March 24th 2023
(date)



Rachelle Lee Murphy
(signature of notary public)

Verification and Sworn Statement

Verification:

State of Arizona I, the undersigned of the
(state name)
County of (county name): Mohave
Name (owner or official) title: Scott R Dunton
Company name: Walnut Creek Water Company, Inc.

DO SAY THAT THIS ANNUAL UTILITY PROPERTY TAX AND SALES TAX REPORT TO THE ARIZONA CORPORATION COMMISSION.

FOR THE YEAR ENDING: 12/31/19

HAS BEEN PREPARED UNDER MY DIRECTION, FROM THE ORIGINAL BOOKS, PAPERS AND RECORDS OF SAID UTILITY; THAT I HAVE CAREFULLY EXAMINED THE SAME, AND DECLARE THE SAME TO BE A COMPLETE AND CORRECT STATEMENT OF BUSINESS AND AFFAIRS OF SAID UTILITY FOR THE PERIOD COVERED BY THIS REPORT IN RESPECT TO EACH AND EVERY MATTER AND THING SET FORTH, TO THE BEST OF MY KNOWLEDGE, INFORMATION AND BELIEF.

Sworn Statement: IN ACCORDANCE WITH THE REQUIREMENTS OF TITLE 40, ARTICLE 8, SECTION 40-401, ARIZONA REVISED STATUTES, IT IS HEREIN REPORTED THAT THE GROSS OPERATING REVENUE OF SAID UTILITY DERIVED FROM ARIZONA INTRASTATE UTILITY OPERATIONS DURING THE CALENDAR YEAR WAS:

RECEIVED
UTILITIES DIVISION
2020 APR 17 A 8:26
ARIZONA CORPORATION
COMMISSION

Arizona Intrastate Gross Operating Revenues Only (\$)

\$174,296

(The amount in the box above includes

\$13,488 in sales taxes
billed or collected)


[Signature]
signature of owner/official

928-753-1314
telephone no.

SUBSCRIBED AND SWORN TO BEFORE ME A NOTARY PUBLIC
IN AND FOR THE COUNTY

THIS 14th DAY OF Mohave
(county name)
April 2020
(month) and (year)

MY COMMISSION EXPIRES March 24th, 2023
(date)



[Signature]
(signature of notary public)

Verification and Sworn Statement (Residential Revenue)

Verification:

State of Arizona I, the undersigned of the
(state name)

County of (county name): Mohave
Name (owner or official) title: Scott R Dunton
Company name: Walnut Creek Water Company, Inc.

DO SAY THAT THIS ANNUAL UTILITY PROPERTY TAX AND SALES TAX REPORT TO THE ARIZONA CORPORATION COMMISSION.

FOR THE YEAR ENDING: 12/31/19

HAS BEEN PREPARED UNDER MY DIRECTION, FROM THE ORIGINAL BOOKS, PAPERS AND RECORDS OF SAID UTILITY; THAT I HAVE CAREFULLY EXAMINED THE SAME, AND DECLARE THE SAME TO BE A COMPLETE AND CORRECT STATEMENT OF BUSINESS AND AFFAIRS OF SAID UTILITY FOR THE PERIOD COVERED BY THIS REPORT IN RESPECT TO EACH AND EVERY MATTER AND THING SET FORTH, TO THE BEST OF MY KNOWLEDGE, INFORMATION AND BELIEF.

Sworn Statement:

IN ACCORDANCE WITH THE REQUIREMENTS OF TITLE 40, ARTICLE 8, SECTION 40-401, ARIZONA REVISED STATUTES, IT IS HEREIN REPORTED THAT THE GROSS OPERATING REVENUE OF SAID UTILITY DERIVED FROM ARIZONA INTRASTATE UTILITY OPERATIONS RECEIVED FROM RESIDENTIAL CUSTOMERS DURING THE CALENDAR YEAR WAS:


RECEIVED
UTILITIES DIVISION
2020 APR 17 A 8:26
ARIZONA CORPORATION
COMMISSION

Arizona Intrastate Gross Operating Revenues Only (\$)

\$149,356

(The amount in the box above includes

\$11,433 in sales taxes
billed or collected)


signature of owner/official

928-753-1314

telephone no.

SUBSCRIBED AND SWORN TO BEFORE ME A NOTARY PUBLIC
IN AND FOR THE COUNTY

Mohave

(county name)

THIS

14th

DAY OF


April 2020

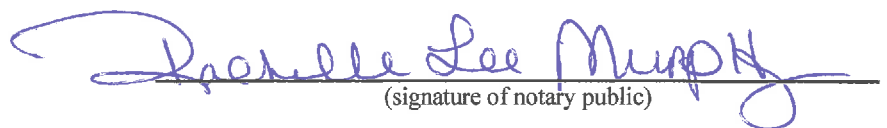
(month) and (year)

MY COMMISSION EXPIRES

March 24th, 2023

(date)




(signature of notary public)