

ANNUAL REPORT

Of

Company Name: Walnut Creek Water Company, Inc.
119 E. Andy Devine Ave.

Mailing Address: Kingman AZ
86401

Docket No.: W-02466A
For the Year Ended: 12/31/21

WATER UTILITY

To

Arizona Corporation Commission

Due on April 15th

Email: Util-Compliance@azcc.gov, mail or deliver the completed Annual Report to:
Arizona Corporation Commission
Compliance Section - Utilities Division
1200 West Washington Street
Phoenix, Arizona 85007

Application Type: Corrected Filing
Application Date: 4/12/2022

ARIZONA CORPORATION COMMISSION
WATER UTILITY ANNUAL REPORT
Walnut Creek Water Company, Inc.
A Class Utility

For the Calendar Year Ended:

Primary Address:
City: State: Zip Code:

Telephone Number:

Date of Original Organization of Utility:

Person to whom correspondence should be addressed concerning this report:

Name:
Telephone No. :
Address:
City: State: Zip Code:
Email:

Name:
Telephone No. :
Address:
City: State: Zip Code:
Email:

Name:
Telephone No. :
Address:
City: State: Zip Code:
Email:

Name:
Telephone No. :
Address:
City: State: Zip Code:
Email:

Name:
Telephone No. :
Address:
City: State: Zip Code:
Email:

Ownership:

Counties Served:

Important changes during the year	
--	--

No	For those companies not subject to the affiliated interest rules, has there been a change in ownership or direct control during the year?
	If yes, please provide specific details in the box below.

No	Has the company been notified by any other regulatory authorities during the year, that they are out of compliance?
	If yes, please provide specific details in the box below.

Utility Plant in Service (Water)							
Account No.	Description	Beginning Year Original Cost	Current Year Additions	Current Year Retirements	Adjusted Original Cost	Accumulated Depreciation	OCLD (OC less AD)
301	Organization	\$0	\$0	\$0	\$0	\$0	\$0
302	Franchises	0	0	0	0	0	0
303	Land and Land Rights	4,425	3,000	0	7,425	0	7,425
304	Structures and Improvements	34,400	12,395	0	46,795	8,244	38,551
305	Collecting & Improving Reservoirs	0	0	0	0	0	0
306	Lake, River, Canal Intakes	0	0	0	0	0	0
307	Wells and Springs	71,921	0	0	71,921	25,014	46,907
308	Infiltration Galleries	0	0	0	0	0	0
309	Supply Mains	0	0	0	0	0	0
310	Power Generation Equipment	0	0	0	0	0	0
311	Pumping Equipment	95,165	19,612	0	114,777	72,050	42,727
320	Water Treatment Equipment	0	0	0	0	0	0
320.1	Water Treatment Plants	0	0	0	0	0	0
320.2	Solution Chemical Feeders	1,634	2,419	0	4,053	732	3,321
320.3	Point-of-Use Treatment Devices	0	0	0	0	0	0
330	Distribution Reservoirs and Standpipes	0	0	0	0	0	0
330.1	Storage Tanks	104,177	78,674	0	182,851	13,942	168,909
330.2	Pressure Tanks	1,178	0	0	1,178	442	736
331	Transmission and Distribution Mains	535,970	14,453	0	550,423	397,524	152,899
333	Services	9,509	6,741	0	16,250	6,980	9,270
334	Meters and Meter Installations	36,254	53,548	0	89,802	18,237	71,565
335	Hydrants	0	0	0	0	0	0
336	Backflow Prevention Devices	0	0	0	0	0	0
339	Other Plant and Misc. Equipment	10,211	5,111	0	15,322	10,381	4,941
340	Office Furniture and Equipment	0	0	0	0	0	0
340.1	Computer & Software	2,690	0	0	2,690	2,690	0
341	Transportation Equipment	35,030	0	0	35,030	13,209	21,821
342	Stores Equipment	0	0	0	0	0	0
343	Tools, Shop and Garage Equipment	12,037	2,123	0	14,160	3,033	11,127
344	Laboratory Equipment	0	0	0	0	0	0
345	Power Operated Equipment	53,319	0	0	53,319	49,323	3,996
346	Communication Equipment	11,681	0	0	11,681	10,651	1,030
347	Miscellaneous Equipment	0	0	0	0	0	0
348	Other Tangible Plant	0	0	0	0	0	0
	Totals	\$1,019,601	\$198,076	\$0	\$1,217,677	\$632,452	\$585,225

Walnut Creek Water Company, Inc.
Annual Report
Depreciation Expense for the Current Year (Water)
12/31/21

Depreciation Expense for the Current Year (Water)									
Account No.	Description	Beginning Year Original Cost	Current Year Additions	Current Year Retirements	Adjusted Original Cost	Fully Depreciated/Non-depreciable Plant	Depreciable Plant	Depreciation Percentages	Depreciation Expense
301	Organization	\$0	\$0	\$0	\$0	\$0	\$0	0.00%	\$0
302	Franchises	0	0	0	0	0	0	0.00%	0
303	Land and Land Rights	4,425	3,000	0	7,425	7,425	0	0.00%	0
304	Structures and Improvements	34,400	12,395	0	46,795	2,544	44,251	3.33%	1,267
305	Collecting & Improving Reservoirs	0	0	0	0	0	0	0.00%	0
306	Lake, River, Canal Intakes	0	0	0	0	0	0	0.00%	0
307	Wells and Springs	71,921	0	0	71,921	0	71,921	3.33%	2,395
308	Infiltration Galleries	0	0	0	0	0	0	0.00%	0
309	Supply Mains	0	0	0	0	0	0	0.00%	0
310	Power Generation Equipment	0	0	0	0	0	0	0.00%	0
311	Pumping Equipment	95,165	19,612	0	114,777	52,977	61,800	12.50%	6,499
320	Water Treatment Equipment	0	0	0	0	0	0	0.00%	0
320.1	Water Treatment Plants	0	0	0	0	0	0	0.00%	0
320.2	Solution Chemical Feeders	1,634	2,419	0	4,053	0	4,053	20.00%	569
320.3	Point-of-Use Treatment Devices	0	0	0	0	0	0	0.00%	0
330	Distribution Reservoirs and Standpipes	0	0	0	0	0	0	0.00%	0
330.1	Storage Tanks	104,177	78,674	0	182,851	5,266	177,585	2.22%	3,069
330.2	Pressure Tanks	1,178	0	0	1,178	0	1,178	5.00%	59
331	Transmission and Distribution Mains	535,970	14,453	0	550,423	302,652	247,771	2.00%	4,811
333	Services	9,509	6,741	0	16,250	6,729	9,521	3.33%	205
334	Meters and Meter Installations	36,254	53,548	0	89,802	2,835	86,967	8.33%	5,135
335	Hydrants	0	0	0	0	0	0	0.00%	0
336	Backflow Prevention Devices	0	0	0	0	0	0	0.00%	0
339	Other Plant and Misc. Equipment	10,211	5,111	0	15,322	10,211	5,111	6.67%	170
340	Office Furniture and Equipment	0	0	0	0	0	0	0.00%	0
340.1	Computer & Software	2,690	0	0	2,690	2,690	0	20.00%	0
341	Transportation Equipment	35,030	0	0	35,030	0	35,030	20.00%	7,006
342	Stores Equipment	0	0	0	0	0	0	0.00%	0
343	Tools, Shop and Garage Equipment	12,037	2,123	0	14,160	0	14,160	5.00%	655
344	Laboratory Equipment	0	0	0	0	0	0	0.00%	0
345	Power Operated Equipment	53,319	0	0	53,319	46,475	6,844	5.00%	342
346	Communication Equipment	11,681	0	0	11,681	4,821	6,860	10.00%	686
347	Miscellaneous Equipment	0	0	0	0	0	0	0.00%	0
348	Other Tangible Plant	0	0	0	0	0	0	0.00%	0
	Subtotal	\$1,019,601	\$198,076	\$0	\$1,217,677	\$444,625	\$773,052		\$32,868

Contribution(s) in Aid of Construction (Gross)	\$224,565
Less: Non Amortizable Contribution(s)	0
Fully Amortized Contribution(s)	0
Amortizable Contribution(s)	<u>\$224,565</u>
Times: Proposed Amortization Rate	4.25%
Amortization of CIAC	\$6,705

Less: Amortization of CIAC \$6,705

DEPRECIATION EXPENSE \$26,163

Walnut Creek Water Company, Inc.
Annual Report
Balance Sheet Assets
12/31/21

Balance Sheet Assets				
	Assets		Balance at Beginning of Year (2021)	Balance at End of Year (2021)
Account No.	Current and Accrued Assets			
131	Cash		\$55,935	\$27,277
134	Working Funds		0	0
135	Temporary Cash Investments		0	0
141	Customer Accounts Receivable		15,452	16,810
146	Notes Receivable from Associated Companies		0	0
151	Plant Material and Supplies		44,000	44,000
162	Prepayments		0	11,421
174	Miscellaneous Current and Accrued Assets		269	598
	Total Current and Accrued Assets		\$115,656	\$100,106
Account No.	Fixed Assets			
101	Utility Plant in Service*		\$1,019,601	\$1,217,677
103	Property Held for Future Use		0	0
105	Construction Work in Progress		3,941	3,121
108	Accumulated Depreciation (enter as negative)*		(599,584)	(632,452)
121	Non-Utility Property		0	0
122	Accumulated Depreciation - Non Utility		0	0
	Total Fixed Assets		\$423,958	\$588,346
	Total Assets		\$539,614	\$688,452

*Note these items feed automatically from AR3 UPIS Page 4

Walnut Creek Water Company, Inc.
Annual Report
Balance Sheet Liabilities and Owners Equity

Balance Sheet Liabilities and Owners Equity				
	Liabilities		Balance at Beginning of Year (2021)	Balance at End of Year (2021)
Account No.	Current Liabilities			
231	Accounts Payable		\$4,536	\$40,701
232	Notes Payable (Current Portion)		0	0
234	Notes Payable to Associated Companies		0	0
235	Customer Deposits		1,200	3,225
236	Accrued Taxes		17,481	4,351
237	Accrued Interest		0	0
242	Miscellaneous Current and Accrued Liabilities		0	0
	Total Current Liabilities		\$23,217	\$48,277
	Long Term Debt			
224	Long Term Debt (Notes and Bonds)		\$0	(\$480)
	Deferred Credits			
251	Unamortized Premium on Debt		\$0	\$0
252	Advances in Aid of Construction		1,355	11,975
255	Accumulated Deferred Investment Tax Credits		0	0
271	Contributions in Aid of Construction		93,159	224,565
272	Less: Amortization of Contributions		(11,777)	(18,482)
281	Accumulated Deferred Income Tax		43,978	47,080
	Total Deferred Credits		\$126,715	\$265,138
	Total Liabilites		\$149,932	\$312,935
	Capital Accounts			
201	Common Stock Issued		\$9,000	\$9,000
211	Other Paid-In Capital		780,089	780,089
215	Retained Earnings		(399,407)	(413,572)
218	Proprietary Capital (Sole Props and Partnerships)		0	0
	Total Capital		\$389,682	\$375,517
	Total Liabilities and Capital		\$539,614	\$688,452

Note: Total liabilities and Capital must match total assets for the beginning and end of the year!

Walnut Creek Water Company, Inc.
Annual Report
Water Comparative Income Statement
12/31/21

Water Comparative Income Statement			
Account No.	Calendar Year	Current Year 01/01/2021 - 12/31/2021	Last Year 01/01/2020 - 12/31/2020
	Operating Revenue		
461	Metered Water Revenue	\$188,852	\$186,377
460	Unmetered Water Revenue	0	0
462	Fire Protection Revenue	0	0
469	Guaranteed Revenues (Surcharges)	783	0
471	Miscellaneous Service Revenues	1,069	1,789
474	Other Water Revenue	0	0
	Total Revenues	\$190,704	\$188,166
	Operating Expenses		
601	Salaries and Wages	\$42,437	\$51,441
604	Employee Pensions and Benefits	0	0
610	Purchased Water	0	0
615	Purchased Power	20,634	19,022
618	Chemicals	2,358	0
620	Materials and Supplies	0	0
620.1	Repairs and Maintenance	7,467	5,181
620.2	Office Supplies and Expense	4,870	3,226
630	Contractual Services	0	0
631	Contractual Services - Engineering	0	2,185
632	Contractual Services - Accounting	4,458	1,989
633	Contractual Services - Legal	3,610	207
634	Contractual Services - Management Fees	46,194	21,560
635	Contractual Services - Water Testing	980	1,065
636	Contractual Services - Other	390	0
640	Rents	0	0
641	Rental of Building/Real Property	9,000	9,000
642	Rental of Equipment	0	0
650	Transportation Expenses	7,295	7,650
657	Insurance - General Liability	8,180	5,131
657.1	Insurance - Health and Life	3,790	0
665	Regulatory Commission Expense - Rate	0	2,796
670	Bad Debt Expense	1,649	690
675	Miscellaneous Expense	6,378	6,766
403	Depreciation Expense (From Schedule AR4)	26,163	20,209
408	Taxes Other Than Income	3,429	1,490
408.11	Property Taxes	7,065	10,188
409	Income Taxes	5,018	52,838
427.1	Customer Security Deposit Interest	2	18
	Total Operating Expenses	\$211,367	\$222,652
	Operating Income / (Loss)	(\$20,663)	(\$34,486)
	Other Income / (Expense)		
419	Interest and Dividend Income	\$0	\$0
421	Non-Utility Income	6,497	0
426	Miscellaneous Non-Utility (Expense)	0	0
427	Interest (Expense)	0	0
	Total Other Income / (Expense)	\$6,497	\$0
	Net Income / (Loss)	(\$14,166)	(\$34,486)

Walnut Creek Water Company, Inc.
 Annual Report
 Full time equivalent employees
 12/31/21

Full time equivalent employees

	Direct Company	Allocated	Outside service	Total
President				0.0
Vice-president				0.0
Manager			unable to	0.0
Engineering Staff			determine	0.0
System Operator(s)	1.0		without	1.0
Meter reader			significant	0.0
Customer Service			analysis	0.0
Accounting				0.0
Business Office				0.0
Rates Department				0.0
Administrative Staff				0.0
Other				0.0
Total	1.0	0.0	0.0	1.0

Walnut Creek Water Company, Inc.
 Annual Report
 Supplemental Financial Data (Long-Term Debt)
 12/31/21

Supplemental Financial Data (Long-Term Debt)				
	Loan #1	Loan #2	Loan #3	Loan #4
Date Issued	12/4/2020			
Source of Loan	WIFA			
ACC Decision No.	77642			
Reason for Loan	Cap Improvement			
Dollar Amt. Issued	\$131,406			
Amount Outstanding	\$0			
Date of Maturity	12/1/2040			
Interest Rate	2.61%			
Current Year Interest	\$0			
Current Year Principal	\$480			

Meter Deposit Balance at Test Year End:	\$1,975
---	---------

Meter Deposits Refunded During the Test Year:	\$136
---	-------

<i>List all bonds, notes, loans, and other types of indebtedness in which the proceeds were used in the provision of public utility service. Indebtedness incurred for personal uses by the owner of the utility should <u>not</u> be listed. Input 0 or none if there is nothing to report for that cell.</i>

Well and Water Usage											
Name of the System:		WALNUT CREEK WATER CO									
ADEQ Public Water System Number:		AZ0408078									
ADWR PCC Number:		91-000341.0000									
Well registry 55# (55-XXXXXX):	Pump Horsepower	Pump Yield (gpm)	Casing Depth (feet)	Casing Diameter (inches)	Pump Motor Type **	Year Drilled	Water level 2010	Water level 2021	Meter Size (inches)	How measured:	Active
55-506325 #4	25	135	825	9	sub	1984		485	3	Metered	Yes
55-580129 #2	15	70	900	6	sub	2000		328	3	Metered	Yes
55-581044 #3	20	70	670	6	sub	2000		338	3	Metered	Yes
55-208038 #5	40	160	920	9	sub	2005		380	4	Metered	Yes
55-529524 #1	N/A	N/A	480	6	N/A	1990			N/A	N/A	No

Name of system water delivered to:	
ADWR PCC Number:	
Source of water delivered to another system	

Name of system water received from:	
ADWR PCC Number:	
Source of water received	
Well registry 55# (55-XXXXXX):	

Month	Water withdrawn (gallons) ¹	Water sold (gallons) ²	Water delivered (sold) to other systems (gallons) ³	Water received (purchased) from other systems (gallons) ⁴	Estimated authorized use (gallons) ⁵	Purchased Power Expense ⁶	Purchased Power (kWh) ⁷
January	1,847,508.00	1,630,336.00	0.00	0.00	0.00	\$1,473	12,205
February	1,818,839.00	1,433,814.00	0.00	0.00	10,000.00	1,491	12,303
March	1,899,084.00	1,566,305.00	0.00	0.00	0.00	1,439	11,743
April	2,638,932.00	2,210,795.00	0.00	0.00	0.00	1,763	14,783
May	2,166,977.00	1,561,065.00	0.00	0.00	0.00	1,551	12,720
June	2,411,967.00	1,872,448.00	0.00	0.00	20,000.00	2,193	18,694
July	2,760,381.00	2,587,671.00	0.00	0.00	0.00	1,859	15,471
August	2,926,203.00	2,415,738.00	0.00	0.00	70,000.00	1,953	16,291
September	2,616,865.00	2,407,047.00	0.00	0.00	0.00	2,147	18,119
October	2,301,731.00	2,059,901.00	0.00	0.00	0.00	1,550	12,645
November	2,046,055.00	1,650,544.00	0.00	0.00	0.00	1,517	12,299
December	1,821,318.00	1,343,526.00	0.00	0.00	0.00	1,698	13,844
Totals	27,255,860.00	22,739,190.00	0.00	0.00	100,000.00	\$20,634	171,117

If applicable, in the space below please provide a description for all un-metered water use along with amounts:
 Flushing = 85,000 gallons, Fire Dept = 15,000 gallons

1 Water withdrawn - Total gallons of water withdrawn from pumped sources.
 2 Water sold - Total gallons from customer meters, and other sales such as construction water.
 3 Water delivered (sold) to other systems - Total gallons of water delivered to other systems.
 4 Water received (purchased) from other systems - Total gallons of water purchased/received from other systems.
 5 Estimated authorized use - Total estimated gallons from authorized metered or unmetered use. Authorized uses such as flushing (mains, services and hydrants) draining/cleaning tanks, process, construction, fire fighting, etc. Non-authorized use (real losses) are service line breaks and leaks, water main breaks, meter inaccuracies and theft.
 6 Enter the total purchased power costs for the power meters associated with this system.
 7 Enter the total purchased kWh used by the power meters associated with this system.

Water Utility Plant Description			
Name of the System:	WALNUT CREEK WATER CO		
ADEQ Public Water System Number:	AZ0408078		
ADWR PCC Number:	91-000341.0000		

MAINS		
Sizes (inches)	Material	Length (feet)
4.00	PVC	13,002
6.00	PVC	39,359
8.00	PVC	1,995
6.00	AC/PVC	13,032
8.00	AC/PVC	10,137

CUSTOMER METERS			
Size (inches)	Quantity	Percent over 1,000,000 gallons	Percent over 10 years old
5/8 X 3/4	302	60%	50%
1	4	0%	0%
1.5	3	0%	0%

SERVICE LINES			
Material	Percent of system	Year installed	
PVC	100%	87-2016	

BOOSTER PUMPS			
Horsepower	GPM		Quantity
10	unmetered		2
15	unmetered		3

FIRE HYDRANTS	
Type	Quantity
Standard *	27
Other	0

STORAGE TANKS			
Capacity (gallons)	Material	Quantity	Year installed
290,000	steel	1	1984
65,000	steel	1	1984
100,000	steel	1	2018

PRESSURE/BLADDER TANKS			
Capacity (gallons)	Material	Quantity	Year installed
5,000	steel	1	2001

* A standard fire hydrant has two 2.5 inch hose connection nozzles with 7.5 threads per inch, and one 4.5 inch pumper connection nozzle with 4 threads per inch.

Water Utility Plant Description (Continued)
--

For the following three items, list the utility owned assets in each category for each system.

TREATMENT EQUIPMENT:	chlorinator
-----------------------------	-------------

STRUCTURES:	standpipe, well house
--------------------	-----------------------

OTHER:	
---------------	--

Provide a calculation used to determine the value of one water equivalent residential connection (ERC).

Use one of the following methods:

- (a) If actual flow data are available from the preceding 12 months, divide the total annual single family residence (SFR) gallons sold by the average number of single family residence customers for the same period and divide the result by
- (b) If no historical flow data are available, use:
 $ERC = (\text{Total SFR gallons sold (Omit 000)} / 365 \text{ days} / 350 \text{ gallons per day})$

ERC	191
Method used:	(a)

Customer and Other Information	
Name of the System:	WALNUT CREEK WATER CO
ADEQ Public Water System Number:	AZ0408078
ADWR PCC Number:	91-000341.0000

Month	Number of Customers				
	Single-Family	Multi-Family	Commercial	Turf/Irrigation	Other Non-Residential
January	273	0	9	0	0
February	274	0	9	0	0
March	275	0	9	0	0
April	274	0	9	0	0
May	274	0	9	0	0
June	275	0	9	0	0
July	273	0	9	0	0
August	273	0	9	0	0
September	274	0	9	0	0
October	274	0	9	0	0
November	275	0	9	0	0
December	276	0	9	0	0

If the system has fire hydrants, what is the fire flow requirements? GPM for hrs.

Does the system have chlorination treatment?

Does the Company have an ADWR Gallons Per Capita Per Day (GPCPD) requirement?
 If yes, provide the GPCPD amount:

Is the Water Utility located in an ADWR Active Management Area (AMA)?
 If yes, which AMA?

What is the present system connection capacity (in ERCs *) using existing lines?

What is the future system connection capacity (in ERCs *) upon service area buildout?

Describe any plans and estimated completion dates for any enlargements or improvements of this system.

* an ERC is based on the calculation on the bottom of AR9 page 12.

Walnut Creek Water Company, Inc.
 Annual Report
 Utility Shutoffs / Disconnects
 12/31/21

Utility Shutoffs / Disconnects	
Name of the System:	WALNUT CREEK WATER CO
ADEQ Public Water System Number:	AZ0408078
ADWR PCC Number:	91-000341.0000

Month	Termination without Notice R14-2-410.B	Termination with Notice R14-2-410.C	Other
January	0	1	0
February	0	2	0
March	0	0	0
April	0	0	0
May	0	2	0
June	0	1	0
July	0	2	0
August	0	3	0
September	0	0	0
October	0	0	0
November	0	0	0
December	0	2	0
Total	0	13	0

Other (description): N/A

Instructions: Fill out the Grey Cells with the relevant information. Input 0 or none if there is nothing recorded in that account or there is no applicable information to report.

Property Taxes	
----------------	--

Amount of actual property taxes paid during Calendar Year 2021 was	
--	--

\$7,010

If no property taxes paid, explain why.

N/A

Instructions: Fill out the Grey Cells with the relevant information. Input 0 or none if there is nothing recorded in that account or there is no applicable information to report.

Verification and Sworn Statement (Taxes)

Verification: State of Arizona I, the undersigned of the
(state name)

County of (county name): Maricopa
Name (owner or official) title: Bryan Thomas, CFO
Company name: Walnut Creek Water Company, Inc.

DO SAY THAT THIS ANNUAL UTILITY PROPERTY TAX AND SALES TAX REPORT TO THE ARIZONA CORPORATION COMMISSION.

FOR THE YEAR ENDING: 12/31/21

HAS BEEN PREPARED UNDER MY DIRECTION, FROM THE ORIGINAL BOOKS, PAPERS AND RECORDS OF SAID UTILITY; THAT I HAVE CAREFULLY EXAMINED THE SAME, AND DECLARE THE SAME TO BE A COMPLETE AND CORRECT STATEMENT OF BUSINESS AND AFFAIRS OF SAID UTILITY FOR THE PERIOD COVERED BY THIS REPORT IN RESPECT TO EACH AND EVERY MATTER AND THING SET FORTH, TO THE BEST OF MY KNOWLEDGE, INFORMATION AND BELIEF.

Sworn Statement: I HEREBY ATTEST THAT ALL PROPERTY TAXES FOR SAID COMPANY ARE CURRENT AND PAID IN FULL.

I HEREBY ATTEST THAT ALL SALES TAXES FOR SAID COMPANY ARE CURRENT AND PAID IN FULL.

BTE

signature of owner/official

623-935-1100

telephone no.

SUBSCRIBED AND SWORN TO BEFORE ME A NOTARY PUBLIC
IN AND FOR THE COUNTY

THIS

12th

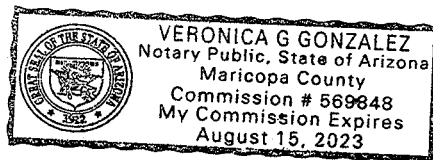
DAY OF

Maricopa
(county name)

April 2022
(month) and (year)

MY COMMISSION EXPIRES

August 15, 2023
(date)



Veronica G. Gonzalez
(signature of notary public)

Verification and Sworn Statement

Verification:

State of Arizona I, the undersigned of the
(state name)

County of (county name): Maricopa
Name (owner or official) title: Bryan Thomas, CFO
Company name: Walnut Creek Water Company, Inc.

DO SAY THAT THIS ANNUAL UTILITY PROPERTY TAX AND SALES TAX REPORT TO THE ARIZONA CORPORATION COMMISSION.

FOR THE YEAR ENDING: 12/31/21

HAS BEEN PREPARED UNDER MY DIRECTION, FROM THE ORIGINAL BOOKS, PAPERS AND RECORDS OF SAID UTILITY; THAT I HAVE CAREFULLY EXAMINED THE SAME, AND DECLARE THE SAME TO BE A COMPLETE AND CORRECT STATEMENT OF BUSINESS AND AFFAIRS OF SAID UTILITY FOR THE PERIOD COVERED BY THIS REPORT IN RESPECT TO EACH AND EVERY MATTER AND THING SET FORTH, TO THE BEST OF MY KNOWLEDGE, INFORMATION AND BELIEF.

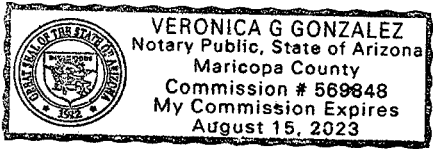
Sworn Statement: IN ACCORDANCE WITH THE REQUIREMENTS OF TITLE 40, ARTICLE 8, SECTION 40-401, ARIZONA REVISED STATUTES, IT IS HEREIN REPORTED THAT THE GROSS OPERATING REVENUE OF SAID UTILITY DERIVED FROM ARIZONA INTRASTATE UTILITY OPERATIONS DURING THE CALENDAR YEAR WAS:

Arizona Intrastate Gross Operating Revenues Only (\$)
\$201,483
(The amount in the box above includes
\$10,779 in sales taxes
billed or collected)

BTE
signature of owner/official
623-935-1100
telephone no.

SUBSCRIBED AND SWORN TO BEFORE ME A NOTARY PUBLIC
IN AND FOR THE COUNTY Maricopa
(county name)
THIS 12th DAY OF April 2022
(month) and (year)

MY COMMISSION EXPIRES August 15, 2023
(date)



Veronica G Gonzalez
(signature of notary public)

Verification and Sworn Statement (Residential Revenue)

Verification:

State of Arizona I, the undersigned of the
(state name)

County of (county name): Maricopa
Name (owner or official) title: Bryan Thomas, CFO
Company name: Walnut Creek Water Company, Inc.

DO SAY THAT THIS ANNUAL UTILITY PROPERTY TAX AND SALES TAX REPORT TO THE ARIZONA CORPORATION COMMISSION.

FOR THE YEAR ENDING: 12/31/21

HAS BEEN PREPARED UNDER MY DIRECTION, FROM THE ORIGINAL BOOKS, PAPERS AND RECORDS OF SAID UTILITY; THAT I HAVE CAREFULLY EXAMINED THE SAME, AND DECLARE THE SAME TO BE A COMPLETE AND CORRECT STATEMENT OF BUSINESS AND AFFAIRS OF SAID UTILITY FOR THE PERIOD COVERED BY THIS REPORT IN RESPECT TO EACH AND EVERY MATTER AND THING SET FORTH, TO THE BEST OF MY KNOWLEDGE, INFORMATION AND BELIEF.

Sworn Statement: **IN ACCORDANCE WITH THE REQUIREMENTS OF TITLE 40, ARTICLE 8, SECTION 40-401, ARIZONA REVISED STATUTES, IT IS HEREIN REPORTED THAT THE GROSS OPERATING REVENUE OF SAID UTILITY DERIVED FROM ARIZONA INTRASTATE UTILITY OPERATIONS RECEIVED FROM RESIDENTIAL CUSTOMERS DURING THE CALENDAR YEAR WAS:**

Arizona Intrastate Gross Operating Revenues Only (\$)

\$170,418

(The amount in the box above includes

\$9,117 in sales taxes

billed or collected)

BjTS
signature of owner/official

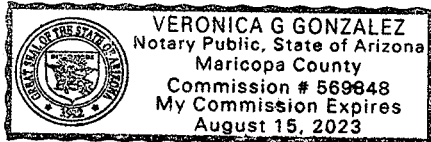
623-935-1100
telephone no.

SUBSCRIBED AND SWORN TO BEFORE ME A NOTARY PUBLIC
IN AND FOR THE COUNTY

Maricopa
(county name)

THIS 12th DAY OF April 2022
(month) and (year)

MY COMMISSION EXPIRES August 15, 2023
(date)



Veronica G Gonzalez
(signature of notary public)

Walnut Creek Water Company, Inc.
Annual Report
Full Gross-up Method for Income Tax Statement of Certification
12/31/21

Full Gross-up Method for Income Tax Statement of Certification

Verification:

State of Arizona I, the undersigned of the
(state name)

County of (county name): Maricopa
Name (owner or official) title: Bryan Thomas, CFO
Company name: Walnut Creek Water Company, Inc.

FOR THE YEAR ENDING: 12/31/21

Sworn Statement:

IN ACCORDANCE WITH THE REQUIREMENTS OF DECISION NO. 77084, BECAUSE THE UTILITY REQUIRES THE GROSS UP OF ADVANCES AND CONTRIBUTIONS, I HEREBY STATE THAT THE UTILITY HAS NOT INCURRED NOR IS EXPECTED TO INCUR A NET INCREASE IN CURRENT INCOME TAX EXPENSE OR A DECREASE IN DEFERRED TAX ASSET FOR A CARRY FORWARD ACCORDING TO GAAP IN AN AMOUNT EQUAL TO OR GREATER THAN THE AMOUNT OF THE REQUIRED GROSS UP PAID BY DEVELOPERS IN THE PERIOD COVERED BY THIS ANNUAL REPORT.

BTE

signature of owner/official

623-935-1100

telephone no.

SUBSCRIBED AND SWORN TO BEFORE ME A NOTARY PUBLIC
IN AND FOR THE COUNTY

Maricopa

(county name)

THIS

12th

DAY OF

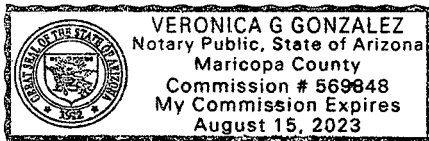
April 2022

(month) and (year)

MY COMMISSION EXPIRES

August 15, 2023

(date)



Veronica G. Gonzalez
(signature of notary public)