

RECEIVED  
UTILITIES DIVISION

2019 APR -5 A 8:35

ARIZONA CORPORATION  
COMMISSION

**ANNUAL REPORT**

Of

Company Name: **Walnut Creek Water Company, Inc.**  
119 E. Andy Devine Ave.

Mailing Address: **Kingman**      **AZ**  
**86401**

Docket No.: **W-02466A**  
For the Year Ended: **12/31/18**

**WATER UTILITY**

To

Arizona Corporation Commission

**Due on April 15th**

Email: [rdelafuente@azcc.gov](mailto:rdelafuente@azcc.gov), mail or deliver the completed Annual Report to:  
Arizona Corporation Commission  
Compliance Section - Utilities Division  
1200 West Washington Street  
Phoenix, Arizona 85007

Application Type: **Original Filing**

Application Date: **4/2/2019**

4-10-19

ARIZONA CORPORATION COMMISSION  
WATER UTILITY ANNUAL REPORT  
Walnut Creek Water Company, Inc.  
A Class  Utility

1. For the Calendar Year Ended:

2. Address:   
City:  State:  Zip Code:

3. Telephone Number:

4. Date of Original Organization of Utility:

5. Person to whom correspondence should be addressed concerning this report:

Name:   
Telephone No. :   
Address:   
City:  State:  Zip Code:   
Email:

6. On-Site Manager:

Name:   
Telephone No. :   
Address:   
City:  State:  Zip Code:   
Email:

7. Ownership:

8. Counties Served:

Walnut Creek Water Company, Inc.  
 Annual Report  
 Utility Plant in Service (Water)  
 12/31/18

Utility Plant in Service (Water)							
Account No.	Description	Beginning Year Original Cost	Current Year Additions	Current Year Retirements	Adjusted Original Cost	Accumulated Depreciation	OCLD (OC less AD)
301	Organization	\$0	\$0	\$0	\$0	\$0	\$0
302	Franchises	0	0	0	0	0	0
303	Land and Land Rights	4,425	0	0	4,425	0	4,425
304	Structures and Improvements	2,544	0	0	2,544	2,544	0
305	Collecting & Improving Reservoirs	0	0	0	0	0	0
306	Lake, River, Canal Intakes	0	0	0	0	0	0
307	Wells and Springs	23,549	14,983	0	38,532	18,883	19,649
308	Infiltration Galleries	0	0	0	0	0	0
309	Supply Mains	0	0	0	0	0	0
310	Power Generation Equipment	0	0	0	0	0	0
311	Pumping Equipment	36,818	0	7,933	28,885	13,448	15,437
320	Water Treatment Equipment	0	0	0	0	0	0
320.1	Water Treatment Plants	0	0	0	0	0	0
320.2	Solution Chemical Feeders	0	0	0	0	0	0
320.3	Point-of-Use Treatment Devices	0	0	0	0	0	0
330	Distribution Reservoirs and Standpipes	0	0	0	0	0	0
330.1	Storage Tanks	7,999	90,718	0	98,717	1,275	97,442
330.2	Pressure Tanks	0	0	0	0	0	0
331	Transmission and Distribution Mains	506,623	2,290	0	508,913	439,837	69,076
333	Services	6,729	0	0	6,729	6,729	0
334	Meters and Meter Installations	10,212	0	0	10,212	2,127	8,085
335	Hydrants	0	0	0	0	0	0
336	Backflow Prevention Devices	0	0	0	0	0	0
339	Other Plant and Misc. Equipment	0	0	0	0	0	0
340	Office Furniture and Equipment	505	0	0	505	322	183
340.1	Computer & Software	0	0	0	0	0	0
341	Transportation Equipment	5,599	0	0	5,599	1,680	3,919
342	Stores Equipment	0	0	0	0	0	0
343	Tools, Shop and Garage Equipment	4,000	2,220	0	6,220	556	5,664
344	Laboratory Equipment	0	0	0	0	0	0
345	Power Operated Equipment	52,075	0	0	52,075	52,075	0
346	Communication Equipment	10,822	0	0	10,822	8,592	2,230
347	Miscellaneous Equipment	0	0	0	0	0	0
348	Other Tangible Plant	0	0	0	0	0	0
	<b>Totals</b>	<b>\$671,900</b>	<b>\$110,211</b>	<b>\$7,933</b>	<b>\$774,178</b>	<b>\$548,068</b>	<b>\$226,110</b>

**Instructions:** Fill out the Grey Cells with the relevant information. Input 0 or none if there is nothing recorded in that account or there is no applicable information to report.

Walnut Creek Water Company, Inc.  
 Annual Report  
 Depreciation Expense for the Current Year (Water)  
 12/31/18

Depreciation Expense for the Current Year (Water)								
Account No.	Description	Beginning Year Original Cost	Current Year Additions	Current Year Retirements	Adjusted Original Cost	Fully Depreciated/Non-depreciable Plant	Depreciation Percentages	Depreciation Expense
301	Organization	\$0	\$0	\$0	\$0	\$0	0.00%	\$0
302	Franchises	0	0	0	0	0	0.00%	0
303	Land and Land Rights	4,425	0	0	4,425	4,425	0.00%	0
304	Structures and Improvements	2,544	0	0	2,544	2,544	3.33%	0
305	Collecting & Improving Reservoirs	0	0	0	0	0	0.00%	0
306	Lake, River, Canal Intakes	0	0	0	0	0	0.00%	0
307	Wells and Springs	23,549	14,983	0	38,532	0	3.33%	1,034
308	Infiltration Galleries	0	0	0	0	0	0.00%	0
309	Supply Mains	0	0	0	0	0	0.00%	0
310	Power Generation Equipment	0	0	0	0	0	0.00%	0
311	Pumping Equipment	36,818	0	7,933	28,885	0	12.50%	4,106
320	Water Treatment Equipment	0	0	0	0	0	0.00%	0
320.1	Water Treatment Plants	0	0	0	0	0	0.00%	0
320.2	Solution Chemical Feeders	0	0	0	0	0	0.00%	0
320.3	Point-of-Use Treatment Devices	0	0	0	0	0	0.00%	0
330	Distribution Reservoirs and Standpipes	0	0	0	0	0	0.00%	0
330.1	Storage Tanks	7,999	90,718	0	98,717	0	2.22%	1,185
330.2	Pressure Tanks	0	0	0	0	0	0.00%	0
331	Transmission and Distribution Mains	506,623	2,290	0	508,913	0	2.00%	10,155
333	Services	6,729	0	0	6,729	6,729	3.33%	0
334	Meters and Meter Installations	10,212	0	0	10,212	0	8.33%	851
335	Hydrants	0	0	0	0	0	0.00%	0
336	Backflow Prevention Devices	0	0	0	0	0	0.00%	0
339	Other Plant and Misc. Equipment	0	0	0	0	0	0.00%	0
340	Office Furniture and Equipment	505	0	0	505	0	6.67%	34
340.1	Computer & Software	0	0	0	0	0	0.00%	0
341	Transportation Equipment	5,599	0	0	5,599	0	20.00%	1,120
342	Stores Equipment	0	0	0	0	0	0.00%	0
343	Tools, Shop and Garage Equipment	4,000	2,220	0	6,220	0	5.00%	256
344	Laboratory Equipment	0	0	0	0	0	0.00%	0
345	Power Operated Equipment	52,075	0	0	52,075	0	5.00%	1,125
346	Communication Equipment	10,822	0	0	10,822	0	10.00%	1,082
347	Miscellaneous Equipment	0	0	0	0	0	0.00%	0
348	Other Tangible Plant	0	0	0	0	0	0.00%	0
	<b>Subtotal</b>	<b>\$671,900</b>	<b>\$110,211</b>	<b>\$7,933</b>	<b>\$774,178</b>	<b>\$13,698</b>		<b>\$20,947</b>

Contribution(s) in Aid of Construction (Gross) \$0  
 Less: Non Amortizable Contribution(s) 0  
 Fully Amortized Contribution(s) 0  
 Amortizable Contribution(s) \$0  
 Times: Proposed Amortization Rate 2.75%  
 Amortization of CIAC \$0

Less: Amortization of CIAC

**DEPRECIATION EXPENSE**

**Instructions:** Fill out the Grey Cells with the relevant information. Input 0 or none if there is nothing recorded in that account or there is no applicable information to report.

Walnut Creek Water Company, Inc.  
 Annual Report  
 Balance Sheet Assets  
 12/31/18

Balance Sheet Assets				
	Assets		Balance at Beginning of Year (2018)	Balance at End of Year (2018)
Account No.	<b>Current and Accrued Assets</b>			
131	Cash		\$76,476	\$20,985
134	Working Funds		0	0
135	Temporary Cash Investments		0	0
141	Customer Accounts Receivable		12,046	9,052
146	Notes Receivable from Associated Companies		0	0
151	Plant Material and Supplies		0	0
162	Prepayments		0	0
174	Miscellaneous Current and Accrued Assets		0	0
	<b>Total Current and Accrued Assets</b>		<b>\$88,522</b>	<b>\$30,037</b>
Account No.	<b>Fixed Assets</b>			
101	Utility Plant in Service*		\$671,900	\$774,178
103	Property Held for Future Use		0	0
105	Construction Work in Progress		0	0
108	Accumulated Depreciation (enter as negative)*		(535,052)	(548,068)
121	Non-Utility Property		0	0
122	Accumulated Depreciation - Non Utility		0	0
	<b>Total Fixed Assets</b>		<b>\$136,848</b>	<b>\$226,110</b>
	<b>Total Assets</b>		<b>\$225,370</b>	<b>\$256,147</b>

**Instructions:** Fill out the Grey Cells with the relevant information. Input 0 or none if there is nothing recorded in that account or there is no applicable information to report.

\*Note these items feed automatically from AR3 UPIS Page 3

Walnut Creek Water Company, Inc.  
Annual Report  
Balance Sheet Liabilities and Owners Equity

<b>Balance Sheet Liabilities and Owners Equity</b>				
	<b>Liabilities</b>		<b>Balance at Beginning of Year (2018)</b>	<b>Balance at End of Year (2018)</b>
<b>Account No.</b>	<b>Current Liabilities</b>			
231	Accounts Payable		\$236	\$209
232	Notes Payable (Current Portion)		0	0
234	Notes Payable to Associated Companies		0	0
235	Customer Deposits		600	675
236	Accrued Taxes		4,153	4,256
237	Accrued Interest		0	0
242	Miscellaneous Current and Accrued Liabilities		0	0
	<b>Total Current Liabilities</b>		<b>\$4,989</b>	<b>\$5,140</b>
	<b>Long Term Debt</b>			
224	Long Term Debt (Notes and Bonds)		\$0	\$0
	<b>Deferred Credits</b>			
251	Unamortized Premium on Debt		\$0	\$0
252	Advances in Aid of Construction		93,159	93,159
255	Accumulated Deferred Investment Tax Credits		0	0
271	Contributions in Aid of Construction		0	0
272	Less: Amortization of Contributions		0	0
281	Accumulated Deferred Income Tax		0	0
	<b>Total Deferred Credits</b>		<b>\$93,159</b>	<b>\$93,159</b>
	<b>Total Liabilities</b>		<b>\$98,148</b>	<b>\$98,299</b>
	<b>Capital Accounts</b>			
201	Common Stock Issued		\$9,000	\$9,000
211	Other Paid-In Capital		669,089	674,089
215	Retained Earnings		(550,867)	(525,241)
218	Proprietary Capital (Sole Props and Partnerships)		0	0
	<b>Total Capital</b>		<b>\$127,222</b>	<b>\$157,848</b>
	<b>Total Liabilities and Capital</b>		<b>\$225,370</b>	<b>\$256,147</b>

**Instructions:** Fill out the Grey Cells with the relevant information. Input 0 or none if there is nothing recorded in that account or there is no applicable information to report.

**Note:** Total liabilities and Capital must match total assets for the beginning and end of the year!

Walnut Creek Water Company, Inc.  
Annual Report  
Water Comparative Income Statement  
12/31/18

<b>Water Comparative Income Statement</b>			
Account No.	Calendar Year	Current Year 01/01/2018 - 12/31/2018	Last Year 01/01/2017 - 12/31/2017
	<b>Operating Revenue</b>		
461	Metered Water Revenue	\$170,388	\$141,595
460	Unmetered Water Revenue	0	0
462	Fire Protection Revenue	0	0
469	Guaranteed Revenues (Surcharges)	0	0
471	Miscellaneous Service Revenues	0	0
474	Other Water Revenue	720	805
	<b>Total Revenues</b>	<b>\$171,108</b>	<b>\$142,400</b>
	<b>Operating Expenses</b>		
601	Salaries and Wages	\$50,589	\$52,420
604	Employee Pensions and Benefits	0	0
610	Purchased Water	0	0
615	Purchased Power	23,250	21,399
618	Chemicals	0	0
620	Materials and Supplies	2,180	0
620.1	Repairs and Maintenance	14,341	13,464
620.2	Office Supplies and Expense	7,477	7,801
630	Contractual Services	0	0
631	Contractual Services -Engineering	0	0
632	Contractual Services - Accounting	6,472	7,759
633	Contractual Services - Legal	0	0
634	Contractual Services - Management Fees	0	0
635	Contractual Services - Water Testing	1,052	1,453
636	Contractual Services - Other	0	110
640	Rents	0	1,509
641	Rental of Building/Real Property	0	0
642	Rental of Equipment	0	0
650	Transportation Expenses	8,365	19,912
657	Insurance - General Liability	6,470	5,901
657.1	Insurance - Health and Life	0	0
665	Regulatory Commission Expense - Rate	0	0
670	Bad Debt Expense	302	332
675	Miscellaneous Expense	0	0
403	Depreciation Expense (From Schedule AR4)	20,947	19,483
408	Taxes Other Than Income	0	0
408.11	Property Taxes	6,526	3,227
409	Income Taxes	0	0
427.1	Customer Security Deposit Interest	9	0
	<b>Total Operating Expenses</b>	<b>\$147,980</b>	<b>\$154,770</b>
	<b>Operating Income / (Loss)</b>	<b>\$23,128</b>	<b>(\$12,370)</b>
	<b>Other Income / (Expense)</b>		
419	Interest and Dividend Income	\$325	\$439
421	Non-Utility Income	1,905	0
426	Miscellaneous Non-Utility (Expense)	0	0
427	Interest (Expense)	0	(19)
	<b>Total Other Income / (Expense)</b>	<b>\$2,230</b>	<b>\$420</b>
	<b>Net Income / (Loss)</b>	<b>\$25,358</b>	<b>(\$11,950)</b>

**Instructions:** Fill out the Grey Cells with the relevant information. Input 0 or none if there is nothing recorded in that account or there is no applicable information to report.

**Full time equivalent employees**

	Direct Company	Outside service	Total
President	1.0	0.0	1.0
Vice-president	0.0	0.0	0.0
Manager	1.0	0.0	1.0
Engineering Staff	0.0	0.0	0.0
System Operator(s)	0.0	1.0	1.0
Meter reader	1.0	0.0	1.0
Customer Service	0.0	0.0	0.0
Accounting	1.0	0.0	1.0
Business Office	1.0	0.0	1.0
Rates Department	0.0	0.0	0.0
Administrative Staff	0.0	0.0	0.0
Other	0.0	0.0	0.0
<b>Total</b>	5.0	1.0	6.0

**Instructions:** Fill out the Grey Cells with the relevant information. Input 0 or none if there is nothing recorded in that account or there is no applicable information to report. A full-time employee is based on 2080 total hours per year. Please calculate partial employees using 2080 hours.



<b>Supplemental Financial Data (Long-Term Debt)</b>				
	Loan #1	Loan #2	Loan #3	Loan #4
Date Issued	none	none	none	none
Source of Loan	0	0	0	0
ACC Decision No.	0	0	0	0
Reason for Loan	0	0	0	0
Dollar Amt. Issued	\$0	\$0	\$0	\$0
Amount Outstanding	\$0	\$0	\$0	\$0
Date of Maturity	none	none	none	none
Interest Rate	0.00%	0.00%	0.00%	0.00%
Current Year Interest	\$0	\$0	\$0	\$0
Current Year Principal	\$0	\$0	\$0	\$0

Meter Deposit Balance at Test Year End:	\$525
---	-------

Meter Deposits Refunded During the Test Year:	\$1,600
---	---------

**List all bonds, notes, loans, and other types of indebtedness in which the proceeds were used in the provision of public utility service. Indebtedness incurred for personal uses by the owner of the utility should not be listed. Input 0 or none if there is nothing to report for that cell.**

**Well and Water Usage**

Name of the System: WALNUT CREEK WATER CO									
ADEQ Public Water System Number: AZ0408078									
ADWR PCC Number: 91-000341.0000									
Well registry 55# (55-XXXXXX):	Pump Horsepower	Pump Yield (gpm)	Casing Depth (feet)	Casing Diameter (inches)	Pump Motor Type **	Year Drilled	Meter Size (inches)	How measured:	Active
55-506325	25	150	850	6	Submersible	1984	2	Metered	Yes
55-580129	15	100	900	6	Submersible	2000	3	Metered	Yes
55-581044	20	110	700	6	Submersible	2000	3	Metered	Yes
55-208038	40	300	920	8	Submersible	2005	4	Metered	Yes
55-529524	0	0	650	7	Submersible	1990	0	Metered	No
0	0	0	0	0	0	0	0		No
0	0	0	0	0	0	0	0		No
0	0	0	0	0	0	0	0		No
0	0	0	0	0	0	0	0		No
0	0	0	0	0	0	0	0		No
0	0	0	0	0	0	0	0		No
0	0	0	0	0	0	0	0		No
0	0	0	0	0	0	0	0		No
0	0	0	0	0	0	0	0		No
0	0	0	0	0	0	0	0		No
0	0	0	0	0	0	0	0		No
0	0	0	0	0	0	0	0		No

Name of system water delivered to: \_\_\_\_\_  
 ADWR PCC Number: \_\_\_\_\_  
 Source of water delivered to another system: \_\_\_\_\_

Name of system water received from: \_\_\_\_\_  
 ADWR PCC Number: \_\_\_\_\_  
 Source of water received: \_\_\_\_\_  
 Well registry 55# (55-XXXXXX): \_\_\_\_\_

Month	Water withdrawn (acre ft) <sup>1</sup>	Water sold (acre ft) <sup>2</sup>	Water delivered (sold) to other systems (acre ft) <sup>3</sup>	Water received (purchased) from other systems (acre ft) <sup>4</sup>	Estimated authorized use (acre ft) <sup>5</sup>	Purchased Power Expense <sup>6</sup>	Purchased Power (kWh) <sup>7</sup>
January	7	6	0	0	1	\$475	3,728
February	10	9	0	0	0	929	7,899
March	7	6	0	0	0	684	5,383
April	7	6	0	0	0	682	5,327
May	10	9	0	0	0	766	6,093
June	9	8	0	0	0	839	7,007
July	9	8	0	0	1	750	6,311
August	10	9	0	0	0	772	6,497
September	7	7	0	0	0	779	6,598
October	8	7	0	0	0	579	4,787
November	6	5	0	0	0	599	5,000
December	6	5	0	0	0	664	4,752
<b>Totals</b>	<b>94</b>	<b>85</b>	<b>0</b>	<b>0</b>	<b>2</b>	<b>\$8,519</b>	<b>69,382</b>

If applicable, in the space below please provide a description for all un-metered water use along with amounts:  
 none

**Instructions:** Fill out the Grey Cells with the relevant information. Input 0 or none if there is nothing recorded in that account or there is no applicable information to report.

1 Water withdrawn - Total acre feet of water withdrawn from pumped sources.  
 2 Water sold - Total acre feet from customer meters, and other sales such as construction water.  
 3 Water delivered (sold) to other systems - Total acre feet of water delivered to other systems.  
 4 Water received (purchased) from other systems - Total acre feet of water purchased/received from other systems.  
 5 Estimated authorized use - Total estimated acre feet from authorized metered or unmetered use. Authorized uses such as flushing (mains, services and hydrants) draining/cleaning tanks, process, construction, fire fighting, etc. Non-authorized use (real losses) are service line breaks and leaks, water main breaks, meter inaccuracies and theft.  
 6 Enter the total purchased power costs for the power meters associated with this system.  
 7 Enter the total purchased kWh used by the power meters associated with this system.



<b>Water Utility Plant Description (Continued)</b>
--

For the following three items, list the utility owned assets in each category for each system.

<b>TREATMENT EQUIPMENT:</b>	None 0
---------------------------------	--------

<b>STRUCTURES:</b>	None 0
--------------------	--------

<b>OTHER:</b>	None 0
---------------	--------

**Instructions:** Fill out the Grey Cells with the relevant information. Input 0 or none if there is nothing recorded in that account or there is no applicable information to report. Copy and paste this sheet as many times as is necessary.

Customer and Other Information	
Name of the System:	WALNUT CREEK WATER CO
ADEQ Public Water System Number:	AZ0408078
ADWR PCC Number:	91-000341.0000

Month	Number of Customers				
	Single-Family	Multi-Family	Commercial	Turf/Irrigation	Other Non-Residential
January	255	8	3	1	0
February	254	8	3	0	0
March	254	9	3	0	0
April	252	8	3	0	0
May	252	8	3	0	0
June	251	8	3	0	0
July	254	8	3	1	0
August	255	8	3	0	0
September	253	8	3	0	0
October	254	8	3	0	0
November	256	8	3	0	0
December	257	8	3	0	0

If the system has fire hydrants, what is the fire flow requirements?  GPM for  hrs.

Does the system have chlorination treatment?

Does the Company have an ADWR Gallons Per Capita Per Day (GCPCPD) requirement?

If yes, provide the GPCPD amount:

Is the Water Utility located in an ADWR Active Management Area (AMA)?

If yes, which AMA?

**Instructions:** Fill out the Grey Cells with the relevant information. Input 0 or none if there is nothing recorded in that account or there is no applicable information to report. Copy and paste this sheet as many times as is necessary.

<b>Property Taxes</b>	
-----------------------	--

Amount of actual property taxes paid during Calendar Year 2018 was	\$6,526
--	---------

If no property taxes paid, explain why.
0

<b>Instructions:</b> Fill out the Grey Cells with the relevant information. Input 0 or none if there is nothing recorded in that account or there is no applicable information to report.
---

**Verification and Sworn Statement (Taxes)**

**Verification:** State of Arizona I, the undersigned of the  
(state name)

County of (county name): Mohave  
Name (owner or official) title: Scott R. Dunton  
Company name: Walnut Creek Water Company, Inc.

DO SAY THAT THIS ANNUAL UTILITY PROPERTY TAX AND SALES TAX REPORT TO THE ARIZONA CORPORATION COMMISSION.

FOR THE YEAR ENDING: 12/31/18

HAS BEEN PREPARED UNDER MY DIRECTION, FROM THE ORIGINAL BOOKS, PAPERS AND RECORDS OF SAID UTILITY; THAT I HAVE CAREFULLY EXAMINED THE SAME, AND DECLARE THE SAME TO BE A COMPLETE AND CORRECT STATEMENT OF BUSINESS AND AFFAIRS OF SAID UTILITY FOR THE PERIOD COVERED BY THIS REPORT IN RESPECT TO EACH AND EVERY MATTER AND THING SET FORTH, TO THE BEST OF MY KNOWLEDGE, INFORMATION AND BELIEF.

**Sworn Statement:** I HEREBY ATTEST THAT ALL PROPERTY TAXES FOR SAID COMPANY ARE CURRENT AND PAID IN FULL.

I HEREBY ATTEST THAT ALL SALES TAXES FOR SAID COMPANY ARE CURRENT AND PAID IN FULL.

Scott R. Dunton  
signature of owner/official


928-753-1314  
telephone no.

RECEIVED  
UTILITIES DIVISION  
2019 APR -5 A 8:36  
ARIZONA CORPORATION  
COMMISSION

SUBSCRIBED AND SWORN TO BEFORE ME A NOTARY PUBLIC  
IN AND FOR THE COUNTY

THIS 2 DAY OF Mohave  
April 2019  
(month) and (year)

MY COMMISSION EXPIRES OCT. 26, 2021  
(date)



Lola D Surratt  
(signature of notary public)



Verification and Sworn Statement

Verification:

State of Arizona I, the undersigned of the  
(state name)  
County of (county name): Mohave  
Name (owner or official) title: Scott R. Dunton  
Company name: Walnut Creek Water Company, Inc.

DO SAY THAT THIS ANNUAL UTILITY PROPERTY TAX AND SALES TAX REPORT TO THE ARIZONA CORPORATION COMMISSION.

FOR THE YEAR ENDING: 12/31/18

HAS BEEN PREPARED UNDER MY DIRECTION, FROM THE ORIGINAL BOOKS, PAPERS AND RECORDS OF SAID UTILITY; THAT I HAVE CAREFULLY EXAMINED THE SAME, AND DECLARE THE SAME TO BE A COMPLETE AND CORRECT STATEMENT OF BUSINESS AND AFFAIRS OF SAID UTILITY FOR THE PERIOD COVERED BY THIS REPORT IN RESPECT TO EACH AND EVERY MATTER AND THING SET FORTH, TO THE BEST OF MY KNOWLEDGE, INFORMATION AND BELIEF.

Sworn Statement: IN ACCORDANCE WITH THE REQUIREMENTS OF TITLE 40, ARTICLE 8, SECTION 40-401, ARIZONA REVISED STATUTES, IT IS HEREIN REPORTED THAT THE GROSS OPERATING REVENUE OF SAID UTILITY DERIVED FROM ARIZONA INTRASTATE UTILITY OPERATIONS DURING THE CALENDAR YEAR WAS:

Arizona Intrastate Gross Operating Revenues Only (\$)

\$186,018

(The amount in the box above includes

\$14,424 in sales taxes  
billed or collected)

RECEIVED  
UTILITIES DIVISION  
2019 APR -5 A 8:35  
ARIZONA CORPORATION  
COMMISSION

[Signature]  
signature of owner/official

928-753-1314  
telephone no.


SUBSCRIBED AND SWORN TO BEFORE ME A NOTARY PUBLIC  
IN AND FOR THE COUNTY

Mohave  
(county name)

THIS 2 DAY OF April 2019  
(month) and (year)

MY COMMISSION EXPIRES

Oct. 26, 2021  
(date)

 **LOLA D SURRETT**  
NOTARY PUBLIC, ARIZONA  
MOHAVE COUNTY  
My Commission Expires  
October 26, 2021

[Signature]  
(signature of notary public)

**Verification and Sworn Statement (Residential Revenue)**

**Verification:**

State of Arizona I, the undersigned of the  
(state name)

County of (county name): Mohave  
Name (owner or official) title: Scott R. Dunton  
Company name: Walnut Creek Water Company, Inc.

DO SAY THAT THIS ANNUAL UTILITY PROPERTY TAX AND SALES TAX REPORT TO THE ARIZONA CORPORATION COMMISSION.

FOR THE YEAR ENDING: 12/31/18

HAS BEEN PREPARED UNDER MY DIRECTION, FROM THE ORIGINAL BOOKS, PAPERS AND RECORDS OF SAID UTILITY; THAT I HAVE CAREFULLY EXAMINED THE SAME, AND DECLARE THE SAME TO BE A COMPLETE AND CORRECT STATEMENT OF BUSINESS AND AFFAIRS OF SAID UTILITY FOR THE PERIOD COVERED BY THIS REPORT IN RESPECT TO EACH AND EVERY MATTER AND THING SET FORTH, TO THE BEST OF MY KNOWLEDGE, INFORMATION AND BELIEF.

**Sworn Statement:** IN ACCORDANCE WITH THE REQUIREMENTS OF TITLE 40, ARTICLE 8, SECTION 40-401, ARIZONA REVISED STATUTES, IT IS HEREIN REPORTED THAT THE GROSS OPERATING REVENUE OF SAID UTILITY DERIVED FROM ARIZONA INTRASTATE UTILITY OPERATIONS RECEIVED FROM RESIDENTIAL CUSTOMERS DURING THE CALENDAR YEAR WAS:

Arizona Intrastate Gross Operating Revenues Only (\$)

\$147,189

(The amount in the box above includes

\$11,396 in sales taxes  
billed or collected)

Scott R. Dunton  
signature of owner/official

928-753-1314

telephone no.


SUBSCRIBED AND SWORN TO BEFORE ME A NOTARY PUBLIC  
IN AND FOR THE COUNTY

Mohave  
(county name)

THIS 2 DAY OF April 2019  
(month) and (year)

MY COMMISSION EXPIRES Oct. 24, 2021  
(date)

RECEIVED  
UTILITIES DIVISION  
2019 APR -5 A 8:35  
ARIZONA CORPORATION  
COMMISSION

 **LOLA D SURRETT**  
NOTARY PUBLIC, ARIZONA  
MOHAVE COUNTY  
My Commission Expires  
October 26, 2021

Lola D Surratt  
(signature of notary public)