

RECEIVED  
BY EMAIL

5/15/2023, 3:24 PM

ARIZONA CORPORATION COMMISSION  
UTILITIES DIVISION

**ANNUAL REPORT**

Of

Company Name: Voyager Water Company  
PO Box 85160

Mailing Address: Tucson AZ  
85754

Docket No.: W-02104A  
For the Year Ended: 12/31/22

**WATER UTILITY**

To

Arizona Corporation Commission

**Due on April 15th**

Email: Util-Compliance@azcc.gov, mail or deliver the completed Annual Report to:  
Arizona Corporation Commission  
Compliance Section - Utilities Division  
1200 West Washington Street  
Phoenix, Arizona 85007

Application Type: Original Filing

Application Date: 5/15/2023

ARIZONA CORPORATION COMMISSION  
WATER UTILITY ANNUAL REPORT  
Voyager Water Company  
A Class  Utility

For the Calendar Year Ended: 12/31/22

Primary Address:   
City:  State:  Zip Code:

Telephone Number:

Date of Original Organization of Utility:

Person to whom correspondence should be addressed concerning this report:

Name:   
Telephone No. :   
Address:   
City:  State:  Zip Code:   
Email:

Name:   
Telephone No. :   
Address:   
City:  State:  Zip Code:   
Email:

Name:   
Telephone No. :   
Address:   
City:  State:  Zip Code:   
Email:

Name:   
Telephone No. :   
Address:   
City:  State:  Zip Code:   
Email:

Name:   
Telephone No. :   
Address:   
City:  State:  Zip Code:   
Email:

Ownership:

Counties Served:

**Important changes during the year**

NO	For those companies not subject to the affiliated interest rules, has there been a change in ownership or direct control during the year?
	If yes, please provide specific details in the box below.
	NA

NO	Has the company been notified by any other regulatory authorities during the year, that they are out of compliance?
	If yes, please provide specific details in the box below.
	NA

Utility Plant in Service (Water)							
Account No.	Description	Beginning Year Original Cost	Current Year Additions	Current Year Retirements	Adjusted Original Cost	Accumulated Depreciation	OCLD (OC less AD)
301	Organization	\$0	\$0	\$0	\$0	\$0	\$0
302	Franchises	0	0	0	0	0	0
303	Land and Land Rights	87,739	0	0	87,739	0	87,739
304	Structures and Improvements	29,271	0	0	29,271	5,234	24,037
305	Collecting & Improving Reservoirs	0	0	0	0	0	0
306	Lake, River, Canal Intakes	0	0	0	0	0	0
307	Wells and Springs	957,556	1,820	0	959,376	652,798	306,578
308	Infiltration Galleries	0	0	0	0	0	0
309	Supply Mains	0	0	0	0	0	0
310	Power Generation Equipment	0	0	0	0	0	0
311	Pumping Equipment	413,582	0	0	413,582	241,974	171,608
320	Water Treatment Equipment	0	0	0	0	0	0
320.1	Water Treatment Plants	0	0	0	0	0	0
320.2	Solution Chemical Feeders	12,947	2,632	0	15,579	9,391	6,188
320.3	Point-of-Use Treatment Devices	0	0	0	0	0	0
330	Distribution Reservoirs and Standpipes	0	0	0	0	0	0
330.1	Storage Tanks	443,066	0	0	443,066	387,440	55,626
330.2	Pressure Tanks	0	0	0	0	0	0
331	Transmission and Distribution Mains	616,854	1,754	0	618,608	418,144	200,464
333	Services	764,791	4,954	0	769,745	556,040	213,705
334	Meters and Meter Installations	813,377	1,172	0	814,549	344,986	469,563
335	Hydrants	154,508	0	0	154,508	109,366	45,142
336	Backflow Prevention Devices	2,901	0	0	2,901	2,901	0
339	Other Plant and Misc. Equipment	0	0	0	0	0	0
340	Office Furniture and Equipment	0	0	0	0	0	0
340.1	Computer & Software	0	0	0	0	0	0
341	Transportation Equipment	7,800	0	0	7,800	4,036	3,764
342	Stores Equipment	0	0	0	0	0	0
343	Tools, Shop and Garage Equipment	0	0	0	0	0	0
344	Laboratory Equipment	0	0	0	0	0	0
345	Power Operated Equipment	0	0	0	0	0	0
346	Communication Equipment	533	0	0	533	133	400
347	Miscellaneous Equipment	0	0	0	0	0	0
348	Other Tangible Plant	0	0	0	0	0	0
	<b>Totals</b>	<b>\$4,304,925</b>	<b>\$12,332</b>	<b>\$0</b>	<b>\$4,317,257</b>	<b>\$2,732,443</b>	<b>\$1,584,814</b>

Voyager Water Company  
 Annual Report  
 Depreciation Expense for the Current Year (Water)  
 12/31/22

Depreciation Expense for the Current Year (Water)									
Account No.	Description	Beginning Year Original Cost	Current Year Additions	Current Year Retirements	Adjusted Original Cost	Fully Depreciated/Non-depreciable Plant	Depreciable Plant	Depreciation Percentages	Depreciation Expense
301	Organization	\$0	\$0	\$0	\$0	\$0	\$0	0.00%	\$0
302	Franchises	0	0	0	0	0	0	0.00%	0
303	Land and Land Rights	87,739	0	0	87,739	87,739	0	0.00%	0
304	Structures and Improvements	29,271	0	0	29,271	0	29,271	4.50%	1,317
305	Collecting & Improving Reservoirs	0	0	0	0	0	0	0.00%	0
306	Lake, River, Canal Intakes	0	0	0	0	0	0	0.00%	0
307	Wells and Springs	957,556	1,820	0	959,376	400,862	558,514	4.50%	25,092
308	Infiltration Galleries	0	0	0	0	0	0	0.00%	0
309	Supply Mains	0	0	0	0	0	0	0.00%	0
310	Power Generation Equipment	0	0	0	0	0	0	0.00%	0
311	Pumping Equipment	413,582	0	0	413,582	61,990	351,592	4.50%	15,822
320	Water Treatment Equipment	0	0	0	0	0	0	0.00%	0
320.1	Water Treatment Plants	0	0	0	0	0	0	0.00%	0
320.2	Solution Chemical Feeders	12,947	2,632	0	15,579	0	15,579	4.50%	642
320.3	Point-of-Use Treatment Devices	0	0	0	0	0	0	0.00%	0
330	Distribution Reservoirs and Standpipes	0	0	0	0	0	0	0.00%	0
330.1	Storage Tanks	443,066	0	0	443,066	229,046	214,020	4.50%	9,631
330.2	Pressure Tanks	0	0	0	0	0	0	0.00%	0
331	Transmission and Distribution Mains	616,854	1,754	0	618,608	27,535	591,073	4.50%	26,559
333	Services	764,791	4,954	0	769,745	0	769,745	4.50%	34,527
334	Meters and Meter Installations	813,377	1,172	0	814,549	0	814,549	4.50%	36,628
335	Hydrants	154,508	0	0	154,508	0	154,508	4.50%	6,953
336	Backflow Prevention Devices	2,901	0	0	2,901	0	2,901	4.50%	94
339	Other Plant and Misc. Equipment	0	0	0	0	0	0	0.00%	0
340	Office Furniture and Equipment	0	0	0	0	0	0	0.00%	0
340.1	Computer & Software	0	0	0	0	0	0	0.00%	0
341	Transportation Equipment	7,800	0	0	7,800	0	7,800	4.50%	351
342	Stores Equipment	0	0	0	0	0	0	0.00%	0
343	Tools, Shop and Garage Equipment	0	0	0	0	0	0	0.00%	0
344	Laboratory Equipment	0	0	0	0	0	0	0.00%	0
345	Power Operated Equipment	0	0	0	0	0	0	0.00%	0
346	Communication Equipment	533	0	0	533	0	533	10.00%	53
347	Miscellaneous Equipment	0	0	0	0	0	0	0.00%	0
348	Other Tangible Plant	0	0	0	0	0	0	0.00%	0
	<b>Subtotal</b>	<b>\$4,304,925</b>	<b>\$12,332</b>	<b>\$0</b>	<b>\$4,317,257</b>	<b>\$807,172</b>	<b>\$3,510,085</b>		<b>\$157,669</b>

Contribution(s) in Aid of Construction (Gross)	\$2,057,027
Less: Non Amortizable Contribution(s)	0
Fully Amortized Contribution(s)	0
Amortizable Contribution(s)	<u>\$2,057,027</u>
Times: Proposed Amortization Rate	4.49%
<b>Amortization of CIAC</b>	<b>\$92,399</b>

Less: Amortization of CIAC \$92,399

**DEPRECIATION EXPENSE** **\$65,270**

Voyager Water Company  
Annual Report  
Balance Sheet Assets  
12/31/22

<b>Balance Sheet Assets</b>				
	<b>Assets</b>		<b>Balance at Beginning of Year (2022)</b>	<b>Balance at End of Year (2022)</b>
<b>Account No.</b>	<b>Current and Accrued Assets</b>			
131	Cash		\$255,384	\$310,112
134	Working Funds		0	0
135	Temporary Cash Investments		0	0
141	Customer Accounts Receivable		43,571	27,390
146	Notes Receivable from Associated Companies		0	0
151	Plant Material and Supplies		0	0
162	Prepayments		101,444	19,486
174	Miscellaneous Current and Accrued Assets		0	637
	<b>Total Current and Accrued Assets</b>		<b>\$400,399</b>	<b>\$357,625</b>
<b>Account No.</b>	<b>Fixed Assets</b>			
101	Utility Plant in Service*		\$4,304,925	\$4,317,257
103	Property Held for Future Use		0	0
105	Construction Work in Progress		0	0
108	Accumulated Depreciation (enter as negative)*		(2,574,774)	(2,732,443)
121	Non-Utility Property		0	2,411
122	Accumulated Depreciation - Non Utility		(6,955)	0
	<b>Total Fixed Assets</b>		<b>\$1,723,196</b>	<b>\$1,587,225</b>
	<b>Total Assets</b>		<b>\$2,123,595</b>	<b>\$1,944,850</b>

\*Note these items feed automatically from AR3 UPIS Page 4

Voyager Water Company  
Annual Report  
Balance Sheet Liabilities and Owners Equity

<b>Balance Sheet Liabilities and Owners Equity</b>				
	<b>Liabilities</b>		<b>Balance at Beginning of Year (2022)</b>	<b>Balance at End of Year (2022)</b>
<b>Account No.</b>	<b>Current Liabilities</b>			
231	Accounts Payable		\$17,257	\$17,432
232	Notes Payable (Current Portion)		0	0
234	Notes Payable to Associated Companies		0	0
235	Customer Deposits		84	0
236	Accrued Taxes		117,040	4,031
237	Accrued Interest		0	0
242	Miscellaneous Current and Accrued Liabilities		0	22,347
	<b>Total Current Liabilities</b>		<b>\$134,381</b>	<b>\$43,810</b>
	<b>Long Term Debt</b>			
224	Long Term Debt (Notes and Bonds)		\$0	\$0
	<b>Deferred Credits</b>			
251	Unamortized Premium on Debt		\$0	\$0
252	Advances in Aid of Construction		0	0
255	Accumulated Deferred Investment Tax Credits		0	0
271	Contributions in Aid of Construction		2,057,027	2,057,027
272	Less: Amortization of Contributions		(802,561)	(957,887)
281	Accumulated Deferred Income Tax		179,000	261,001
	<b>Total Deferred Credits</b>		<b>\$1,433,466</b>	<b>\$1,360,141</b>
	<b>Total Liabilities</b>		<b>\$1,567,847</b>	<b>\$1,403,951</b>
	<b>Capital Accounts</b>			
201	Common Stock Issued		\$20,000	\$20,000
211	Other Paid-In Capital		310,702	310,702
215	Retained Earnings		225,046	210,197
218	Proprietary Capital (Sole Props and Partnerships)		0	0
	<b>Total Capital</b>		<b>\$555,748</b>	<b>\$540,899</b>
	<b>Total Liabilities and Capital</b>		<b>\$2,123,595</b>	<b>\$1,944,850</b>

**Note: Total liabilities and Capital must match total assets for the beginning and end of the year!**

Voyager Water Company  
Annual Report  
Water Comparative Income Statement  
12/31/22

<b>Water Comparative Income Statement</b>			
Account No.	Calendar Year	Current Year 01/01/2022 - 12/31/2022	Last Year 01/01/2021 - 12/31/2021
	<b>Operating Revenue</b>		
461	Metered Water Revenue	\$535,658	\$593,225
460	Unmetered Water Revenue	0	0
462	Fire Protection Revenue	0	0
469	Guaranteed Revenues (Surcharges)	0	0
471	Miscellaneous Service Revenues	0	0
474	Other Water Revenue	7,360	9,168
	<b>Total Revenues</b>	<b>\$543,018</b>	<b>\$602,393</b>
	<b>Operating Expenses</b>		
601	Salaries and Wages	\$0	\$0
604	Employee Pensions and Benefits	0	0
610	Purchased Water	0	0
615	Purchased Power	83,008	82,221
618	Chemicals	6,163	5,821
620	Materials and Supplies	495	3,144
620.1	Repairs and Maintenance	4,831	3,821
620.2	Office Supplies and Expense	15,333	34,317
630	Contractual Services	0	0
631	Contractual Services - Engineering	0	0
632	Contractual Services - Accounting	12,204	7,270
633	Contractual Services - Legal	19,334	2,158
634	Contractual Services - Management Fees	203,689	189,262
635	Contractual Services - Water Testing	7,311	6,297
636	Contractual Services - Other	12,801	2,022
640	Rents	0	9,921
641	Rental of Building/Real Property	600	0
642	Rental of Equipment	0	0
650	Transportation Expenses	1,699	3,041
657	Insurance - General Liability	12,824	14,154
657.1	Insurance - Health and Life	0	0
665	Regulatory Commission Expense - Rate	715	0
670	Bad Debt Expense	50	0
675	Miscellaneous Expense	8,160	5,403
403	Depreciation Expense (From Schedule AR4)	65,270	58,321
408	Taxes Other Than Income	0	0
408.11	Property Taxes	28,008	31,602
409	Income Taxes	40,684	48,609
427.1	Customer Security Deposit Interest	0	0
	<b>Total Operating Expenses</b>	<b>\$523,179</b>	<b>\$507,384</b>
	<b>Operating Income / (Loss)</b>	<b>\$19,839</b>	<b>\$95,009</b>
	<b>Other Income / (Expense)</b>		
419	Interest and Dividend Income	\$311	\$0
421	Non-Utility Income	93,504	15,301
426	Miscellaneous Non-Utility (Expense)	0	0
427	Interest (Expense)	0	0
	<b>Total Other Income / (Expense)</b>	<b>\$93,815</b>	<b>\$15,301</b>
	<b>Net Income / (Loss)</b>	<b>\$113,654</b>	<b>\$110,310</b>



**Full time equivalent employees**

	Direct Company	Allocated	Outside service	Total
President	0.5	0.0	0.0	0.5
Vice-president	0.5	0.0	0.0	0.5
Manager	0.0	0.0	1.0	1.0
Engineering Staff	0.0	0.0	0.0	0.0
System Operator(s)	0.0	0.0	1.0	1.0
Meter reader	0.0	0.0	2.0	2.0
Customer Service	0.0	0.0	1.0	1.0
Accounting	0.0	0.0	0.3	0.3
Business Office	0.0	0.0	0.0	0.0
Rates Department	0.0	0.0	0.0	0.0
Administrative Staff	0.0	0.0	0.2	0.2
Other	0.0	0.0	0.0	0.0
<b>Total</b>	1.0	0.0	5.5	6.5

Voyager Water Company  
 Annual Report  
 Supplemental Financial Data (Long-Term Debt)  
 12/31/22

Supplemental Financial Data (Long-Term Debt)				
	Loan #1	Loan #2	Loan #3	Loan #4
Date Issued	NA	NA	NA	NA
Source of Loan	0	0	0	0
ACC Decision No.	0	0	0	0
Reason for Loan	0	0	0	0
Dollar Amt. Issued	\$0	\$0	\$0	\$0
Amount Outstanding	\$0	\$0	\$0	\$0
Date of Maturity	NA	NA	NA	NA
Interest Rate	0.00%	0.00%	0.00%	0.00%
Current Year Interest	\$0	\$0	\$0	\$0
Current Year Principal	\$0	\$0	\$0	\$0

Meter Deposit Balance at Test Year End:	\$0
---	-----

Meter Deposits Refunded During the Test Year:	\$0
---	-----

**List all bonds, notes, loans, and other types of indebtedness in which the proceeds were used in the provision of public utility service. Indebtedness incurred for personal uses by the owner of the utility should not be listed. Input 0 or none if there is nothing to report for that cell.**





<b>Water Utility Plant Description (Continued)</b>
--

For the following three items, list the utility owned assets in each category for each system.

<b>TREATMENT EQUIPMENT:</b>	3 CHLORINATORS
<b>STRUCTURES:</b>	FENCING AROUND WELLS
<b>OTHER:</b>	NA

**Provide a calculation used to determine the value of one water equivalent residential connection (ERC).**

Use one of the following methods:

- (a) If actual flow data are available from the preceding 12 months, divide the total annual single family residence (SFR) gallons sold by the average number of single family residence customers for the same period and divide the result by
- (b) If no historical flow data are available, use:  
 $ERC = ( \text{Total SFR gallons sold (Omit 000)} / 365 \text{ days} / 350 \text{ gallons per day} )$

ERC 

344
-----

  
 Method used: 

(a)
-----

Customer and Other Information	
Name of the System:	VOYAGER WATER COMPANY
ADEQ Public Water System Number:	AZ0410035
ADWR PCC Number:	91-000416.0000

Month	Number of Customers				
	Single-Family	Multi-Family	Commercial	Turf/Irrigation	Other Non-Residential
January	1,327	0	0	0	0
February	1,308	0	0	0	0
March	1,321	0	0	0	0
April	1,039	0	0	0	0
May	1,316	0	0	0	0
June	1,044	0	0	0	0
July	1,044	0	0	0	0
August	1,049	0	0	0	0
September	1,322	0	0	0	0
October	1,325	0	0	0	0
November	1,325	0	0	0	0
December	1,332	0	0	0	0

If the system has fire hydrants, what is the fire flow requirements?  GPM for  hrs.

Does the system have chlorination treatment?

Does the Company have an ADWR Gallons Per Capita Per Day (GPCPD) requirement?

If yes, provide the GPCPD amount:

Is the Water Utility located in an ADWR Active Management Area (AMA)?

If yes, which AMA?

What is the present system connection capacity (in ERCs \*) using existing lines?

What is the future system connection capacity (in ERCs \*) upon service area buildout?

Describe any plans and estimated completion dates for any enlargements or improvements of this system.

NA

\* an ERC is based on the calculation on the bottom of AR9 page 12.

Voyager Water Company  
 Annual Report  
 Utility Shutoffs / Disconnects  
 12/31/22

Utility Shutoffs / Disconnects	
Name of the System:	VOYAGER WATER COMPANY
ADEQ Public Water System Number:	AZ0410035
ADWR PCC Number:	91-000416.0000

Month	Termination without Notice R14-2-410.B	Termination with Notice R14-2-410.C	Other
January	0	7	0
February	0	3	0
March	0	7	0
April	0	14	0
May	0	0	0
June	0	0	0
July	0	0	0
August	0	0	0
September	0	0	0
October	0	0	0
November	0	0	0
December	0	0	0
<b>Total</b>	<b>0</b>	<b>31</b>	<b>0</b>

**Other (description):**

NA

**Instructions:** Fill out the Grey Cells with the relevent information. Input 0 or none if there is nothing recorded in that account or there is no applicable information to report.

Property Taxes	
Amount of actual property taxes paid during Calendar Year 2022 was	\$28,008

If no property taxes paid, explain why.

NA

**Instructions:** Fill out the Grey Cells with the relevant information. Input 0 or none if there is nothing recorded in that account or there is no applicable information to report.



**Verification and Sworn Statement (Taxes)**

**Verification:** State of ARIZONA I, the undersigned of the  
(state name)

County of (county name): COCHISE  
Name (owner or official) title: DUSTIN DESPAIN, ACCOUNTANT  
Company name: Voyager Water Company

DO SAY THAT THIS ANNUAL UTILITY PROPERTY TAX AND SALES TAX REPORT TO THE ARIZONA CORPORATION COMMISSION.

FOR THE YEAR ENDING: 12/31/22

HAS BEEN PREPARED UNDER MY DIRECTION, FROM THE ORIGINAL BOOKS, PAPERS AND RECORDS OF SAID UTILITY; THAT I HAVE CAREFULLY EXAMINED THE SAME, AND DECLARE THE SAME TO BE A COMPLETE AND CORRECT STATEMENT OF BUSINESS AND AFFAIRS OF SAID UTILITY FOR THE PERIOD COVERED BY THIS REPORT IN RESPECT TO EACH AND EVERY MATTER AND THING SET FORTH, TO THE BEST OF MY KNOWLEDGE, INFORMATION AND BELIEF.

**Sworn Statement:** I HEREBY ATTEST THAT ALL PROPERTY TAXES FOR SAID COMPANY ARE CURRENT AND PAID IN FULL.

I HEREBY ATTEST THAT ALL SALES TAXES FOR SAID COMPANY ARE CURRENT AND PAID IN FULL.



signature of owner/official

520-265-5350

telephone no.

SUBSCRIBED AND SWORN TO BEFORE ME A NOTARY PUBLIC  
IN AND FOR THE COUNTY


Cochise  
(county name)

THIS 15 DAY OF

May 2023  
(month) and (year)

MY COMMISSION EXPIRES

Oct 17 2023  
(date)



(signature of notary public)

**Verification and Sworn Statement**

**Verification:**

State of ARIZONA I, the undersigned of the  
(state name)

County of (county name): COCHISE  
Name (owner or official) title: DUSTIN DESPAIN, ACCOUNTANT  
Company name: Voyager Water Company


DO SAY THAT THIS ANNUAL UTILITY PROPERTY TAX AND SALES TAX REPORT TO THE ARIZONA CORPORATION COMMISSION.

FOR THE YEAR ENDING: 12/31/22

HAS BEEN PREPARED UNDER MY DIRECTION, FROM THE ORIGINAL BOOKS, PAPERS AND RECORDS OF SAID UTILITY; THAT I HAVE CAREFULLY EXAMINED THE SAME, AND DECLARE THE SAME TO BE A COMPLETE AND CORRECT STATEMENT OF BUSINESS AND AFFAIRS OF SAID UTILITY FOR THE PERIOD COVERED BY THIS REPORT IN RESPECT TO EACH AND EVERY MATTER AND THING SET FORTH, TO THE BEST OF MY KNOWLEDGE, INFORMATION AND BELIEF.

**Sworn Statement:** IN ACCORDANCE WITH THE REQUIREMENTS OF TITLE 40, ARTICLE 8, SECTION 40-401, ARIZONA REVISED STATUTES, IT IS HEREIN REPORTED THAT THE GROSS OPERATING REVENUE OF SAID UTILITY DERIVED FROM ARIZONA INTRASTATE UTILITY OPERATIONS DURING THE CALENDAR YEAR WAS:

Arizona Intrastate Gross Operating Revenues Only (\$)  
\$543,018  
(The amount in the box above includes  
\$55,431 in sales taxes  
billed or collected)



signature of owner/official


520-265-5350  
telephone no.

SUBSCRIBED AND SWORN TO BEFORE ME A NOTARY PUBLIC  
IN AND FOR THE COUNTY

THIS 15 DAY OF Cochise  
(county name)  
May 2023  
(month) and (year)

MY COMMISSION EXPIRES

Oct 17 2023  
(date)



(signature of notary public)

**Verification and Sworn Statement (Residential Revenue)**

**Verification:**

State of ARIZONA I, the undersigned of the  
(state name)

County of (county name): COCHISE  
Name (owner or official) title: DUSTIN DESPAIN, ACCOUNTANT  
Company name: Voyager Water Company

DO SAY THAT THIS ANNUAL UTILITY PROPERTY TAX AND SALES TAX REPORT TO THE ARIZONA CORPORATION COMMISSION.

FOR THE YEAR ENDING: 12/31/22

HAS BEEN PREPARED UNDER MY DIRECTION, FROM THE ORIGINAL BOOKS, PAPERS AND RECORDS OF SAID UTILITY; THAT I HAVE CAREFULLY EXAMINED THE SAME, AND DECLARE THE SAME TO BE A COMPLETE AND CORRECT STATEMENT OF BUSINESS AND AFFAIRS OF SAID UTILITY FOR THE PERIOD COVERED BY THIS REPORT IN RESPECT TO EACH AND EVERY MATTER AND THING SET FORTH, TO THE BEST OF MY KNOWLEDGE, INFORMATION AND BELIEF.

**Sworn Statement:**

IN ACCORDANCE WITH THE REQUIREMENTS OF TITLE 40, ARTICLE 8, SECTION 40-401, ARIZONA REVISED STATUTES, IT IS HEREIN REPORTED THAT THE GROSS OPERATING REVENUE OF SAID UTILITY DERIVED FROM ARIZONA INTRASTATE UTILITY OPERATIONS RECEIVED FROM RESIDENTIAL CUSTOMERS DURING THE CALENDAR YEAR WAS:

Arizona Intrastate Gross Operating Revenues Only (\$)

\$543,018

(The amount in the box above includes

\$55,431 in sales taxes  
billed or collected)



signature of owner/official

520-265-5350



telephone no.

SUBSCRIBED AND SWORN TO BEFORE ME A NOTARY PUBLIC  
IN AND FOR THE COUNTY Cochise  
(county name)

THIS 15 DAY OF May 2023  
(month) and (year)

MY COMMISSION EXPIRES

Oct 17 2023  
(date)



(signature of notary public)

**Full Gross-up Method for Income Tax Statement of Certification**

**Verification:**


State of ARIZONA I, the undersigned of the  
(state name)

County of (county name): COCHISE  
Name (owner or official) title: DUSTIN DESPAIN, ACCOUNTANT  
Company name: Voyager Water Company

FOR THE YEAR ENDING: 12/31/22

**Sworn Statement:**

IN ACCORDANCE WITH THE REQUIREMENTS OF DECISION NO. 77084, BECAUSE THE UTILITY REQUIRES THE GROSS UP OF ADVANCES AND CONTRIBUTIONS, I HEREBY STATE THAT THE UTILITY HAS NOT INCURRED NOR IS EXPECTED TO INCUR A NET INCREASE IN CURRENT INCOME TAX EXPENSE OR A DECREASE IN DEFERRED TAX ASSET FOR A CARRY FORWARD ACCORDING TO GAAP IN AN AMOUNT EQUAL TO OR GREATER THAN THE AMOUNT OF THE REQUIRED GROSS UP PAID BY DEVELOPERS IN THE PERIOD COVERED BY THIS ANNUAL REPORT.



signature of owner/official

520-265-5350  
telephone no.


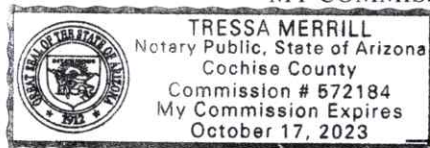
SUBSCRIBED AND SWORN TO BEFORE ME A NOTARY PUBLIC  
IN AND FOR THE COUNTY

Cochise  
(county name)

THIS 15 DAY OF May 2023  
(month) and (year)

MY COMMISSION EXPIRES

Oct 17 2023  
(date)



(signature of notary public)