

RECEIVED  
UTILITIES DIVISION

2022 MAY 19 P 1:43

ARIZONA CORPORATION  
COMMISSION

**ANNUAL REPORT**

Of

Company Name:   
PO Box 85160

Mailing Address: Tucson AZ  
85754

Docket No.: W-02104A  
For the Year Ended:

**WATER UTILITY**

To

Arizona Corporation Commission

**Due on April 15th**

Email: Util-Compliance@azcc.gov, mail or deliver the completed Annual Report to:  
Arizona Corporation Commission  
Compliance Section - Utilities Division  
1200 West Washington Street  
Phoenix, Arizona 85007

Application Type:

Application Date:

ARIZONA CORPORATION COMMISSION  
WATER UTILITY ANNUAL REPORT  
Voyager Water Company  
A Class  Utility

For the Calendar Year Ended: 12/31/21

Primary Address:   
City:  State:  Zip Code:

Telephone Number:

Date of Original Organization of Utility:

Person to whom correspondence should be addressed concerning this report:

Name:   
Telephone No. :   
Address:   
City:  State:  Zip Code:   
Email:

Name:   
Telephone No. :   
Address:   
City:  State:  Zip Code:   
Email:

Name:   
Telephone No. :   
Address:   
City:  State:  Zip Code:   
Email:

Name:   
Telephone No. :   
Address:   
City:  State:  Zip Code:   
Email:

Name:   
Telephone No. :   
Address:   
City:  State:  Zip Code:   
Email:

Ownership:

Counties Served:

<b>Important changes during the year</b>
--

No	For those companies not subject to the affiliated interest rules, has there been a change in ownership or direct control during the year?
	If yes, please provide specific details in the box below.
	N/A

No	Has the company been notified by any other regulatory authorities during the year, that they are out of compliance?
	If yes, please provide specific details in the box below.
	N/A

Voyager Water Company  
Annual Report  
Utility Plant in Service (Water)  
12/31/21

Utility Plant in Service (Water)							
Account No.	Description	Beginning Year Original Cost	Current Year Additions	Current Year Retirements	Adjusted Original Cost	Accumulated Depreciation	OCLD (OC less AD)
301	Organization	\$0			\$0	\$0	\$0
302	Franchises				0		0
303	Land and Land Rights	87,739			87,739		87,739
304	Structures and Improvements	11,004	18,267		29,271	3,917	25,354
305	Collecting & Improving Reservoirs				0		0
306	Lake, River, Canal Intakes				0		0
307	Wells and Springs	865,988	93,068	1,500	957,556	627,706	329,850
308	Infiltration Galleries				0		0
309	Supply Mains				0		0
310	Power Generation Equipment				0		0
311	Pumping Equipment	410,410	3,172		413,582	226,152	187,430
320	Water Treatment Equipment				0		0
320.1	Water Treatment Plants				0		0
320.2	Solution Chemical Feeders	12,947			12,947	8,749	4,198
320.3	Point-of-Use Treatment Devices				0		0
330	Distribution Reservoirs and Standpipes				0		0
330.1	Storage Tanks	443,066			443,066	377,809	65,257
330.2	Pressure Tanks				0		0
331	Transmission and Distribution Mains	616,854			616,854	391,585	225,269
333	Services	764,791			764,791	521,513	243,278
334	Meters and Meter Installations	768,534	44,843		813,377	308,358	505,019
335	Hydrants	154,508			154,508	102,413	52,095
336	Backflow Prevention Devices	2,901			2,901	2,807	94
339	Other Plant and Misc. Equipment				0		0
340	Office Furniture and Equipment				0		0
340.1	Computer & Software	0			0		0
341	Transportation Equipment	7,800			7,800	3,685	4,115
342	Stores Equipment				0		0
343	Tools, Shop and Garage Equipment				0		0
344	Laboratory Equipment				0		0
345	Power Operated Equipment				0		0
346	Communication Equipment	533			533	80	453
347	Miscellaneous Equipment				0		0
348	Other Tangible Plant				0		0
	<b>Totals</b>	<b>\$4,147,075</b>	<b>\$159,350</b>	<b>\$1,500</b>	<b>\$4,304,925</b>	<b>\$2,574,774</b>	<b>\$1,730,151</b>

Voyager Water Company  
Annual Report  
Depreciation Expense for the Current Year (Water)  
12/31/21

Depreciation Expense for the Current Year (Water)									
Account No.	Description	Beginning Year Original Cost	Current Year Additions	Current Year Retirements	Adjusted Original Cost	Fully Depreciated/Non-depreciable Plant	Depreciable Plant	Depreciation Percentages	Depreciation Expense
301	Organization	\$0	\$0	\$0	\$0	\$0	\$0	0.00%	\$0
302	Franchises	0	0	0	0	0	0	0.00%	0
303	Land and Land Rights	87,739	0	0	87,739	0	87,739	0.00%	0
304	Structures and Improvements	11,004	18,267	0	29,271	0	29,271	4.50%	906
305	Collecting & Improving Reservoirs	0	0	0	0	0	0	0.00%	0
306	Lake, River, Canal Intakes	0	0	0	0	0	0	0.00%	0
307	Wells and Springs	865,988	93,068	1,500	957,556	400,862	556,694	4.50%	22,991
308	Infiltration Galleries	0	0	0	0	0	0	0.00%	0
309	Supply Mains	0	0	0	0	0	0	0.00%	0
310	Power Generation Equipment	0	0	0	0	0	0	0.00%	0
311	Pumping Equipment	410,410	3,172	0	413,582	61,990	351,592	4.50%	15,750
320	Water Treatment Equipment	0	0	0	0	0	0	0.00%	0
320.1	Water Treatment Plants	0	0	0	0	0	0	0.00%	0
320.2	Solution Chemical Feeders	12,947	0	0	12,947	0	12,947	4.50%	583
320.5	Point-of-Use Treatment Devices	0	0	0	0	0	0	0.00%	0
330	Distribution Reservoirs and Standpipes	0	0	0	0	0	0	0.00%	0
330.1	Storage Tanks	443,066	0	0	443,066	229,046	214,020	4.50%	9,631
330.2	Pressure Tanks	0	0	0	0	0	0	0.00%	0
331	Transmission and Distribution Mains	616,854	0	0	616,854	27,535	589,319	4.50%	26,519
333	Services	764,791	0	0	764,791	0	764,791	4.50%	34,416
334	Meters and Meter Installations	768,534	44,843	0	813,377	0	813,377	4.50%	35,593
335	Hydrants	154,508	0	0	154,508	0	154,508	4.50%	6,953
336	Backflow Prevention Devices	2,901	0	0	2,901	0	2,901	4.50%	131
339	Other Plant and Misc. Equipment	0	0	0	0	0	0	0.00%	0
340	Office Furniture and Equipment	0	0	0	0	0	0	0.00%	0
340.1	Computer & Software	0	0	0	0	0	0	0.00%	0
341	Transportation Equipment	7,800	0	0	7,800	0	7,800	4.50%	351
342	Stores Equipment	0	0	0	0	0	0	0.00%	0
343	Tools, Shop and Garage Equipment	0	0	0	0	0	0	0.00%	0
344	Laboratory Equipment	0	0	0	0	0	0	0.00%	0
345	Power Operated Equipment	0	0	0	0	0	0	0.00%	0
346	Communication Equipment	533	0	0	533	0	533	10.00%	53
347	Miscellaneous Equipment	0	0	0	0	0	0	0.00%	0
348	Other Tangible Plant	0	0	0	0	0	0	0.00%	0
	<b>Subtotal</b>	<b>\$4,147,075</b>	<b>\$159,350</b>	<b>\$1,500</b>	<b>\$4,304,925</b>	<b>\$719,433</b>	<b>\$3,585,492</b>		<b>\$153,877</b>

Contribution(s) in Aid of Construction (Gross)	\$2,057,027
Less: Non Amortizable Contribution(s)	0
Fully Amortized Contribution(s)	0
Amortizable Contribution(s)	<u>\$2,057,027</u>
Times: Proposed Amortization Rate	4.50%
<b>Amortization of CIAC</b>	<b>\$92,566</b>

Less: Amortization of CIAC

**DEPRECIATION EXPENSE**

Voyager Water Company  
Annual Report  
Balance Sheet Assets  
12/31/21

Balance Sheet Assets				
	Assets		Balance at Beginning of Year (2021)	Balance at End of Year (2021)
Account No.	<b>Current and Accrued Assets</b>			
131	Cash		\$181,055	\$255,384
134	Working Funds			
135	Temporary Cash Investments			
141	Customer Accounts Receivable		43,086	43,571
146	Notes Receivable from Associated Companies			
151	Plant Material and Supplies			
162	Prepayments		100,146	101,444
174	Miscellaneous Current and Accrued Assets		15,690	
	<b>Total Current and Accrued Assets</b>		<b>\$339,977</b>	<b>\$400,399</b>
Account No.	<b>Fixed Assets</b>			
101	Utility Plant in Service*		\$4,147,075	\$4,304,925
103	Property Held for Future Use			
105	Construction Work in Progress			
108	Accumulated Depreciation (enter as negative)*		(2,420,897)	(2,574,774)
121	Non-Utility Property			
122	Accumulated Depreciation - Non Utility			(6,955)
	<b>Total Fixed Assets</b>		<b>\$1,726,178</b>	<b>\$1,723,196</b>
	<b>Total Assets</b>		<b>\$2,066,155</b>	<b>\$2,123,595</b>

\*Note these items feed automatically from AR3 UPIS Page 4

Voyager Water Company  
Annual Report  
Balance Sheet Liabilities and Owners Equity

Balance Sheet Liabilities and Owners Equity				
	Liabilities		Balance at Beginning of Year (2021)	Balance at End of Year (2021)
Account No.	<b>Current Liabilities</b>			
231	Accounts Payable		\$18,594	\$17,257
232	Notes Payable (Current Portion)			
234	Notes Payable to Associated Companies			
235	Customer Deposits		20	84
236	Accrued Taxes		89,115	117,040
237	Accrued Interest			
242	Miscellaneous Current and Accrued Liabilities			
	<b>Total Current Liabilities</b>		<b>\$107,729</b>	<b>\$134,381</b>
	<b>Long Term Debt</b>			
224	Long Term Debt (Notes and Bonds)		\$0	\$0
	<b>Deferred Credits</b>			
251	Unamortized Premium on Debt			
252	Advances in Aid of Construction			
255	Accumulated Deferred Investment Tax Credits			
271	Contributions in Aid of Construction		2,057,027	2,057,027
272	Less: Amortization of Contributions		(709,995)	(802,561)
281	Accumulated Deferred Income Tax		179,000	179,000
	<b>Total Deferred Credits</b>		<b>\$1,526,032</b>	<b>\$1,433,466</b>
	<b>Total Liabilities</b>		<b>\$1,633,761</b>	<b>\$1,567,847</b>
	<b>Capital Accounts</b>			
201	Common Stock Issued		\$20,000	\$20,000
211	Other Paid-In Capital		310,702	310,702
215	Retained Earnings		101,692	225,046
218	Proprietary Capital (Sole Props and Partnerships)			
	<b>Total Capital</b>		<b>\$432,394</b>	<b>\$555,748</b>
	<b>Total Liabilities and Capital</b>		<b>\$2,066,155</b>	<b>\$2,123,595</b>

**Note: Total liabilities and Capital must match total assets for the beginning and end of the year!**

Voyager Water Company  
Annual Report  
Water Comparative Income Statement  
12/31/21

<b>Water Comparative Income Statement</b>			
Account No.	Calendar Year	Current Year 01/01/2021 - 12/31/2021	Last Year 01/01/2020 - 12/31/2020
	<b>Operating Revenue</b>		
461	Metered Water Revenue	\$581,807	\$593,225
460	Unmetered Water Revenue	0	0
462	Fire Protection Revenue	0	0
469	Guaranteed Revenues (Surcharges)	0	0
471	Miscellaneous Service Revenues	0	0
474	Other Water Revenue	9,338	9,168
	<b>Total Revenues</b>	<b>\$591,145</b>	<b>\$602,393</b>
	<b>Operating Expenses</b>		
601	Salaries and Wages	\$0	\$0
604	Employee Pensions and Benefits	0	0
610	Purchased Water	0	0
615	Purchased Power	84,347	82,221
618	Chemicals	3,056	5,821
620	Materials and Supplies	86	3,144
620.1	Repairs and Maintenance	7,344	3,821
620.2	Office Supplies and Expense	35,693	34,317
630	Contractual Services	0	0
631	Contractual Services - Engineering	0	0
632	Contractual Services - Accounting	7,255	7,270
633	Contractual Services - Legal	2,338	2,158
634	Contractual Services - Management Fees	190,954	189,262
635	Contractual Services - Water Testing	2,421	6,297
636	Contractual Services - Other	14,625	2,022
640	Rents	9,497	9,921
641	Rental of Building/Real Property	0	0
642	Rental of Equipment	0	0
650	Transportation Expenses	3,192	3,041
657	Insurance - General Liability	13,318	14,154
657.1	Insurance - Health and Life	0	0
665	Regulatory Commission Expense - Rate	0	0
670	Bad Debt Expense	0	0
675	Miscellaneous Expense	12,168	5,403
403	Depreciation Expense (From Schedule AR4)	61,311	58,321
408	Taxes Other Than Income	0	0
408.11	Property Taxes	31,306	31,602
409	Income Taxes	17,851	48,609
427.1	Customer Security Deposit Interest	0	0
	<b>Total Operating Expenses</b>	<b>\$496,762</b>	<b>\$507,384</b>
	<b>Operating Income / (Loss)</b>	<b>\$94,383</b>	<b>\$95,009</b>
	<b>Other Income / (Expense)</b>		
419	Interest and Dividend Income	\$0	\$0
421	Non-Utility Income	2,191	15,301
426	Miscellaneous Non-Utility (Expense)	(2,155)	0
427	Interest (Expense)	0	0
	<b>Total Other Income / (Expense)</b>	<b>\$36</b>	<b>\$15,301</b>
	<b>Net Income / (Loss)</b>	<b>\$94,419</b>	<b>\$110,310</b>



Voyager Water Company  
Annual Report  
Full time equivalent employees  
12/31/21

**Full time equivalent employees**

	Direct Company	Allocated	Outside service	Total
President	0.5	0.0	0.0	0.5
Vice-president	0.5	0.0	0.0	0.5
Manager	0.0	0.0	1.0	1.0
Engineering Staff	0.0	0.0	0.0	0.0
System Operator(s)	0.0	0.0	1.0	1.0
Meter reader	0.0	0.0	2.0	2.0
Customer Service	0.0	0.0	1.0	1.0
Accounting	0.0	0.0	0.3	0.3
Business Office	0.0	0.0	0.0	0.0
Rates Department	0.0	0.0	0.0	0.0
Administrative Staff	0.0	0.0	0.2	0.2
Other	0.0	0.0	0.0	0.0
<b>Total</b>	1.0	0.0	5.5	6.5

Voyager Water Company  
 Annual Report  
 Supplemental Financial Data (Long-Term Debt)  
 12/31/21

Supplemental Financial Data (Long-Term Debt)				
	Loan #1	Loan #2	Loan #3	Loan #4
Date Issued	N/A			
Source of Loan				
ACC Decision No.				
Reason for Loan				
Dollar Amt. Issued				
Amount Outstanding				
Date of Maturity				
Interest Rate				
Current Year Interest				
Current Year Principal				

Meter Deposit Balance at Test Year End:	\$0
---	-----

Meter Deposits Refunded During the Test Year:	\$0
---	-----

*List all bonds, notes, loans, and other types of indebtedness in which the proceeds were used in the provision of public utility service. Indebtedness incurred for personal uses by the owner of the utility should not be listed. Input 0 or none if there is nothing to report for that cell.*





<b>Water Utility Plant Description (Continued)</b>
--

For the following three items, list the utility owned assets in each category for each system.

<b>TREATMENT EQUIPMENT:</b>	3 chlorinators
<b>STRUCTURES:</b>	fencing around wells
<b>OTHER:</b>	N/A

Provide a calculation used to determine the value of one water equivalent residential connection (ERC).

Use one of the following methods:

- (a) If actual flow data are available from the preceding 12 months, divide the total annual single family residence (SFR) gallons sold by the average number of single family residence customers for the same period and divide the result by 365
- (b) If no historical flow data are available, use:  
 $ERC = ( \text{Total SFR gallons sold (Omit 000)} / 365 \text{ days} / 350 \text{ gallons per day} )$

ERC 

336
-----

  
 Method used: 

(a)
-----

**REVISED**

Customer and Other Information	
Name of the System:	VOYAGER WATER COMPANY
ADEQ Public Water System Number:	AZ0410035
ADWR PCC Number:	91-000416.0000

**RECEIVED BY EMAIL**

**6/8/2022, 1:14 PM**

**ARIZONA CORPORATION COMMISSION  
 UTILITIES DIVISION**

Month	Number of Customers				
	Single-Family	Multi-Family	Commercial	Turf/Irrigation	Other Non-Residential
January	1,263	3	25	29	0
February	1,262	3	25	29	0
March	1,264	3	25	29	0
April	1,265	3	25	28	0
May	1,265	3	25	28	0
June	1,263	3	25	28	0
July	1,266	3	25	28	0
August	1,266	3	25	28	0
September	1,266	3	25	28	0
October	1,264	3	25	28	0
November	1,268	3	25	28	0
December	1,266	3	25	28	0

If the system has fire hydrants, what is the fire flow requirements?  GPM for  hrs.

Does the system have chlorination treatment?

Does the Company have an ADWR Gallons Per Capita Per Day (GPCPD) requirement?   
 If yes, provide the GPCPD amount:

Is the Water Utility located in an ADWR Active Management Area (AMA)?   
 If yes, which AMA?

What is the present system connection capacity (in ERCs \*) using existing lines?

What is the future system connection capacity (in ERCs \*) upon service area buildout?

Describe any plans and estimated completion dates for any enlargements or improvements of this system.

\* an ERC is based on the calculation on the bottom of AR9 page 12.

Customer and Other Information	
Name of the System:	VOYAGER WATER COMPANY
ADEQ Public Water System Number:	AZ0410035
ADWR PCC Number:	91-000416.0000

Month	Number of Customers				Other Non-Residential
	Single-Family	Multi-Family	Commercial	Turf/Irrigation	
January	1,331	0	0	0	0
February	1,333	0	0	0	0
March	1,329	0	0	0	0
April	1,343	0	0	0	0
May	1,327	0	0	0	0
June	1,342	0	0	0	0
July	1,342	0	0	0	0
August	1,339	0	0	0	0
September	1,350	0	0	0	0
October	1,342	0	0	0	0
November	1,336	0	0	0	0
December	1,330	0	0	0	0

If the system has fire hydrants, what is the fire flow requirements?  GPM for  hrs.

Does the system have chlorination treatment?

Does the Company have an ADWR Gallons Per Capita Per Day (GCPCPD) requirement?   
 If yes, provide the GPCPD amount:

Is the Water Utility located in an ADWR Active Management Area (AMA)?   
 If yes, which AMA?

What is the present system connection capacity (in ERCs \*) using existing lines?

What is the future system connection capacity (in ERCs \*) upon service area buildout?

Describe any plans and estimated completion dates for any enlargements or improvements of this system.

\* an ERC is based on the calculation on the bottom of AR9 page 12.

Voyager Water Company  
**Annual Report**  
 Utility Shutoffs / Disconnects  
 12/31/21

Utility Shutoffs / Disconnects	
Name of the System:	VOYAGER WATER COMPANY
ADEQ Public Water System Number:	AZ0410035
ADWR PCC Number:	91-000416.0000

Month	Termination without Notice R14-2-410.B	Termination with Notice R14-2- 410.C	Other
January	0	3	0
February	0	4	0
March	0	1	0
April	0	2	0
May	0	10	0
June	0	2	0
July	0	17	0
August	0	21	0
September	0	0	0
October	0	9	0
November	0	3	0
December	0	1	0
<b>Total</b>	<b>0</b>	<b>73</b>	<b>0</b>

**Other (description):**

n/a

**Instructions:** Fill out the Grey Cells with the relevant information. Input 0 or none if there is nothing recorded in that account or there is no applicable information to report.



Voyager Water Company  
Annual Report  
Property Taxes  
12/31/21

Property Taxes	
Amount of actual property taxes paid during Calendar Year 2021 was	\$31,306

If no property taxes paid, explain why.

na

**Instructions:** Fill out the Grey Cells with the relevant information. Input 0 or none if there is nothing recorded in that account or there is no applicable information to report.

Voyager Water Company  
Annual Report  
Verification and Sworn Statement (Taxes)  
12/31/21

Verification and Sworn Statement (Taxes)

Verification: State of Arizona, the undersigned of the  
(state name)

County of (county name): Pima  
Name (owner or official) title: Dorinda Chacon, Manager  
Company name: Voyager Water Company

DO SAY THAT THIS ANNUAL UTILITY PROPERTY TAX AND SALES TAX REPORT TO THE ARIZONA CORPORATION COMMISSION.

FOR THE YEAR ENDING: 12/31/21

HAS BEEN PREPARED UNDER MY DIRECTION, FROM THE ORIGINAL BOOKS, PAPERS AND RECORDS OF SAID UTILITY; THAT I HAVE CAREFULLY EXAMINED THE SAME, AND DECLARE THE SAME TO BE A COMPLETE AND CORRECT STATEMENT OF BUSINESS AND AFFAIRS OF SAID UTILITY FOR THE PERIOD COVERED BY THIS REPORT IN RESPECT TO EACH AND EVERY MATTER AND THING SET FORTH, TO THE BEST OF MY KNOWLEDGE, INFORMATION AND BELIEF.

Sworn Statement: I HEREBY ATTEST THAT ALL PROPERTY TAXES FOR SAID COMPANY ARE CURRENT AND PAID IN FULL.

I HEREBY ATTEST THAT ALL SALES TAXES FOR SAID COMPANY ARE CURRENT AND PAID IN FULL.

*Dorinda Chacon*

signature of owner/official

520-624-1460 x 110

telephone no.

SUBSCRIBED AND SWORN TO BEFORE ME A NOTARY PUBLIC  
IN AND FOR THE COUNTY

THIS

19th

DAY OF

Pima

(county name)

April


(month) and (year)

2021

MY COMMISSION EXPIRES

12/18/2022  
(date)

UTILITY CORPORATION  
2022 MAY 19 P 1:44  
ARIZONA CORPORATION COMMISSION



*Rose S. Chacon*

(signature of notary public)

**Verification and Sworn Statement**

**Verification:**

State of Arizona, the undersigned of the  
(state name)  
 County of (county name): Pima  
 Name (owner or official) title: Dorinda Chacon, Manager  
 Company name: Voyager Water Company

DO SAY THAT THIS ANNUAL UTILITY PROPERTY TAX AND SALES TAX REPORT TO THE ARIZONA CORPORATION COMMISSION:

FOR THE YEAR ENDING: 12/31/21

HAS BEEN PREPARED UNDER MY DIRECTION, FROM THE ORIGINAL BOOKS, PAPERS AND RECORDS OF SAID UTILITY; THAT I HAVE CAREFULLY EXAMINED THE SAME, AND DECLARE THE SAME TO BE A COMPLETE AND CORRECT STATEMENT OF BUSINESS AND AFFAIRS OF SAID UTILITY FOR THE PERIOD COVERED BY THIS REPORT IN RESPECT TO EACH AND EVERY MATTER AND THING SET FORTH, TO THE BEST OF MY KNOWLEDGE, INFORMATION AND BELIEF.

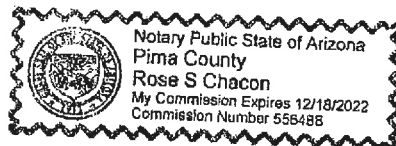
**Sworn Statement:** IN ACCORDANCE WITH THE REQUIREMENTS OF TITLE 40, ARTICLE 8, SECTION 40-401, ARIZONA REVISED STATUTES, IT IS HEREIN REPORTED THAT THE GROSS OPERATING REVENUE OF SAID UTILITY DERIVED FROM ARIZONA INTRASTATE UTILITY OPERATIONS DURING THE CALENDAR YEAR WAS:

Arizona Intrastate Gross Operating Revenues Only (\$) \$638,300  
 (The amount in the box above includes \$56,493 in sales taxes billed or collected)

Dorinda Chacon  
 signature of owner/official  
 520-624-1460 x 110  
 telephone no.

SUBSCRIBED AND SWORN TO BEFORE ME A NOTARY PUBLIC  
 IN AND FOR THE COUNTY: Pima  
 THIS: 14th DAY OF April 2022  
(month) and (year)

MY COMMISSION EXPIRES: 12/18/2022  
(date)



Rose S. Chacon  
 (signature of notary public)

RECEIVED  
 UTILITIES DIVISION  
 MAY 19 11:44  
 ARIZONA CORPORATION COMMISSION

**Verification and Sworn Statement (Residential Revenue)**

**Verification:**

State of Arizona, the undersigned of the  
(state name)

County of (county name): Pima  
Name (owner or official) title: Dorinda Chacon, Manager  
Company name: Voyager Water Company

**DO SAY THAT THIS ANNUAL UTILITY PROPERTY TAX AND SALES TAX REPORT TO THE ARIZONA CORPORATION COMMISSION.**

FOR THE YEAR ENDING: 12/31/21

**HAS BEEN PREPARED UNDER MY DIRECTION, FROM THE ORIGINAL BOOKS, PAPERS AND RECORDS OF SAID UTILITY, THAT I HAVE CAREFULLY EXAMINED THE SAME, AND DECLARE THE SAME TO BE A COMPLETE AND CORRECT STATEMENT OF BUSINESS AND AFFAIRS OF SAID UTILITY FOR THE PERIOD COVERED BY THIS REPORT IN RESPECT TO EACH AND EVERY MATTER AND THING SET FORTH TO THE BEST OF MY KNOWLEDGE, INFORMATION AND BELIEF.**

**Sworn Statement:**

**IN ACCORDANCE WITH THE REQUIREMENTS OF TITLE 40, ARTICLE 8, SECTION 40-401, ARIZONA REVISED STATUTES, IT IS HEREIN REPORTED THAT THE GROSS OPERATING REVENUE OF SAID UTILITY DERIVED FROM ARIZONA INTRASTATE UTILITY OPERATIONS RECEIVED FROM RESIDENTIAL CUSTOMERS DURING THE CALENDAR YEAR WAS:**

Arizona Intrastate Gross Operating Revenues Only (\$)

\$638,500

(The amount in the box above includes:

\$56,493 in sales taxes  
billed or collected)

Dorinda Chacon  
signature of owner/official

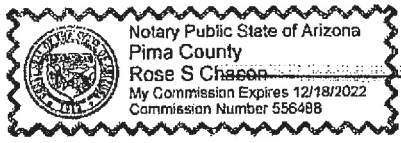
520-624-1460 x 110  
telephone no.

RECEIVED  
UTILITIES DIVISION  
2022 MAY 19 P 1:44  
ARIZONA CORPORATION COMMISSION

SUBSCRIBED AND SWORN TO BEFORE ME A NOTARY PUBLIC  
IN AND FOR THE COUNTY Pima

THIS 14th DAY OF April 2022  
(month) and (year)

MY COMMISSION EXPIRES 12/18/2022  
(date)



Rose S. Chacon  
(signature of notary public)

Voyager Water Company  
Annual Report  
Full Gross-up Method for Income Tax Statement of Certification  
12/31/21

Full Gross-up Method for Income Tax Statement of Certification

Verification:

State of Arizona, the undersigned of the  
(state name)

County of (county name): Pima  
Name (owner or official) title: Dorinda Chacon, Manager  
Company name: Voyager Water Company

FOR THE YEAR ENDING: 12/31/21

Sworn Statement:

IN ACCORDANCE WITH THE REQUIREMENTS OF DECISION NO. 77084, BECAUSE THE UTILITY REQUIRES THE GROSS UP OF ADVANCES AND CONTRIBUTIONS, I HEREBY STATE THAT THE UTILITY HAS INCURRED OR IS EXPECTED TO INCUR A NET INCREASE IN CURRENT INCOME TAX EXPENSE OR A DECREASE IN DEFERRED TAX ASSET FOR A CARRY FORWARD ACCORDING TO GAAP IN AN AMOUNT EQUAL TO OR GREATER THAN THE AMOUNT OF THE REQUIRED GROSS UP PAID BY DEVELOPERS IN THE PERIOD COVERED BY THIS ANNUAL REPORT.

UTILITIES DIVISION  
2022 MAY 19 P 1:43  
ARIZONA UTILITIES COMMISSION


Dorinda Chacon  
signature of owner/official

520-624-1460 x 110  
telephone no.

SUBSCRIBED AND SWORN TO BEFORE ME A NOTARY PUBLIC  
IN AND FOR THE COUNTY Pima

THIS 19th DAY OF April 2022  
(month) and (year)

MY COMMISSION EXPIRES 12/18/2022  
(date)



Rose S. Chacon  
(signature of notary public)