

ANNUAL REPORT

Of

Company Name:

PO Box 85160

Mailing Address:

Tucson AZ
85754

Docket No.:

For the Year Ended:

RECEIVED
APR 15 2019
ARIZONA CORP COMMISSION
UTILITIES DIVISION - DIRECTOR'S OFFICE

WATER UTILITY

To

Arizona Corporation Commission

Due on April 15th

Email: rdefuente@azcc.gov, mail or deliver the completed Annual Report to:

Arizona Corporation Commission
Compliance Section - Utilities Division
1200 West Washington Street
Phoenix, Arizona 85007

Application Type:

Application Date:

4-23-19

ARIZONA CORPORATION COMMISSION
WATER UTILITY ANNUAL REPORT
Voyager Water Company
A Class Utility

1. For the Calendar Year Ended: 9/30/18

2. Address:

PO Box 85160			
City:	Tucson	State:	Arizona
		Zip Code:	85754

3. Telephone Number:

4. Date of Original Organization of Utility:

5. Person to whom correspondence should be addressed concerning this report:

Name:
Telephone No. :
Address:

PO Box 85160			
City:	Tucson	State:	Arizona
		Zip Code:	85754

Email:

6. On-Site Manager:

Name:
Telephone No. :
Address:

PO Box 85160			
City:	Tucson	State:	Arizona
		Zip Code:	85754

Email:

7. Ownership:

8. Counties Served:

Utility Plant in Service (Water)							
Account No.	Description	Beginning Year Original Cost	Current Year Additions	Current Year Retirements	Adjusted Original Cost	Accumulated Depreciation	OCLD (OC less AD)
301	Organization				\$0		\$0
302	Franchises				0		0
303	Land and Land Rights	87,739			87,739		87,739
304	Structures and Improvements	11,004			11,004	2,020	8,984
305	Collecting & Improving Reservoirs				0		0
306	Lake, River, Canal Intakes				0		0
307	Wells and Springs	865,988			865,988	562,853	303,135
308	Infiltration Galleries				0		0
309	Supply Mains				0		0
310	Power Generation Equipment				0		0
311	Pumping Equipment	400,948	3,716		404,664	179,202	225,462
320	Water Treatment Equipment				0		0
320.1	Water Treatment Plants				0		0
320.2	Solution Chemical Feeders	12,424	523		12,947	7,000	5,947
320.3	Point-of-Use Treatment Devices				0		0
330	Distribution Reservoirs and Standpipes				0		0
330.1	Storage Tanks	443,066			443,066	348,916	94,150
330.2	Pressure Tanks				0		0
331	Transmission and Distribution Mains	616,329			616,329	311,138	305,191
333	Services	763,643	113		763,756	418,245	345,511
334	Meters and Meter Installations	412,482	5,684		418,166	220,347	197,819
335	Hydrants	152,503	2,005		154,508	81,555	72,953
336	Backflow Prevention Devices	2,901			2,901	2,415	486
339	Other Plant and Misc. Equipment				0		0
340	Office Furniture and Equipment				0		0
340.1	Computer & Software	20,875			20,875	9,588	11,287
341	Transportation Equipment	21,939			21,939	9,949	11,990
342	Stores Equipment				0		0
343	Tools, Shop and Garage Equipment				0		0
344	Laboratory Equipment				0		0
345	Power Operated Equipment				0		0
346	Communication Equipment				0	(185)	185
347	Miscellaneous Equipment				0		0
348	Other Tangible Plant				0		0
	Totals	\$3,811,841	\$12,041	\$0	\$3,823,882	\$2,153,043	\$1,670,839

Instructions: Fill out the Grey Cells with the relevant information. Input 0 or none if there is nothing recorded in that account or there is no applicable information to report.

Voyager Water Company
Annual Report
Depreciation Expense for the Current Year (Water)
9/30/18

Depreciation Expense for the Current Year (Water)								
Account No.	Description	Beginning Year Original Cost	Current Year Additions	Current Year Retirements	Adjusted Original Cost	Fully Depreciated/Non-depreciable Plant	Depreciation Percentages	Depreciation Expense
301	Organization	\$0	\$0	\$0	\$0		0.00%	\$0
302	Franchises	0	0	0	0		0.00%	0
303	Land and Land Rights	87,739	0	0	87,739	87,739	0.00%	0
304	Structures and Improvements	11,004	0	0	11,004		4.50%	495
305	Collecting & Improving Reservoirs	0	0	0	0			0
306	Lake, River, Canal Intakes	0	0	0	0			0
307	Wells and Springs	865,988	0	0	865,988	400,862	4.50%	27,089
308	Infiltration Galleries	0	0	0	0			0
309	Supply Mains	0	0	0	0			0
310	Power Generation Equipment	0	0	0	0			0
311	Pumping Equipment	400,948	3,716	0	404,664	61,990	4.50%	12,547
320	Water Treatment Equipment	0	0	0	0			0
320.1	Water Treatment Plants	0	0	0	0			0
320.2	Solution Chemical Feeders	12,424	523	0	12,947		4.50%	571
320.3	Point-of-Use Treatment Devices	0	0	0	0			0
330	Distribution Reservoirs and Standpipes	0	0	0	0			0
330.1	Storage Tanks	443,066	0	0	443,066	229,046	4.50%	12,367
330.2	Pressure Tanks	0	0	0	0		4.50%	0
331	Transmission and Distribution Mains	616,329	0	0	616,329		4.50%	27,735
333	Services	763,643	113	0	763,756		4.50%	34,366
334	Meters and Meter Installations	412,482	5,684	0	418,166		4.50%	18,690
335	Hydrants	152,503	2,005	0	154,508		4.50%	6,908
336	Backflow Prevention Devices	2,901	0	0	2,901		4.50%	131
339	Other Plant and Misc. Equipment	0	0	0	0			0
340	Office Furniture and Equipment	0	0	0	0			0
340.1	Computer & Software	20,875	0	0	20,875		4.50%	939
341	Transportation Equipment	21,939	0	0	21,939		4.50%	987
342	Stores Equipment	0	0	0	0			0
343	Tools, Shop and Garage Equipment	0	0	0	0			0
344	Laboratory Equipment	0	0	0	0			0
345	Power Operated Equipment	0	0	0	0			0
346	Communication Equipment	0	0	0	0			111
347	Miscellaneous Equipment	0	0	0	0			0
348	Other Tangible Plant	0	0	0	0			0
	Subtotal	\$3,811,841	\$12,041	\$0	\$3,823,882	\$779,637		\$142,936

Contribution(s) in Aid of Construction (Gross) \$2,057,027
Less: Non Amortizable Contribution(s) 0
Fully Amortized Contribution(s) 0
Amortizable Contribution(s) \$2,057,027
Times: Proposed Amortization Rate 4.50%
Amortization of CIAC \$92,566

Less: Amortization of CIAC \$92,566

DEPRECIATION EXPENSE \$50,370

Instructions: Fill out the Grey Cells with the relevant information. Input 0 or none if there is nothing recorded in that account or there is no applicable information to report.

Voyager Water Company
Annual Report
Balance Sheet Assets
9/30/18

Balance Sheet Assets				
	Assets		Balance at Beginning of Year (2018)	Balance at End of Year (2018)
Account No.	Current and Accrued Assets			
131	Cash		\$711,210	\$613,273
134	Working Funds			
135	Temporary Cash Investments			
141	Customer Accounts Receivable		48,538	28,910
146	Notes Receivable from Associated Companies			
151	Plant Material and Supplies		2,990	2,990
162	Prepayments		1,477	23,331
174	Miscellaneous Current and Accrued Assets			776
	Total Current and Accrued Assets		\$764,215	\$669,280
Account No.	Fixed Assets			
101	Utility Plant in Service*		\$3,811,841	\$3,823,882
103	Property Held for Future Use			
105	Construction Work in Progress			
108	Accumulated Depreciation (enter as negative)*		(2,010,107)	(2,153,043)
121	Non-Utility Property			
122	Accumulated Depreciation - Non Utility			
	Total Fixed Assets		\$1,801,734	\$1,670,839
	Total Assets		\$2,565,949	\$2,340,119

Instructions: Fill out the Grey Cells with the relevant information. Input 0 or none if there is nothing recorded in that account or there is no applicable information to report.

*Note these items feed automatically from AR3 UPIS Page 3

Voyager Water Company
Annual Report
Balance Sheet Liabilities and Owners Equity

Balance Sheet Liabilities and Owners Equity				
	Liabilities		Balance at Beginning of Year (2018)	Balance at End of Year (2018)
Account No.	Current Liabilities			
231	Accounts Payable		\$31,285	\$32,608
232	Notes Payable (Current Portion)			
234	Notes Payable to Associated Companies			
235	Customer Deposits		60	12
236	Accrued Taxes		75,604	6,410
237	Accrued Interest			
242	Miscellaneous Current and Accrued Liabilities		228,934	
	Total Current Liabilities		\$335,883	\$39,030
	Long Term Debt			
224	Long Term Debt (Notes and Bonds)		\$0	
	Deferred Credits			
251	Unamortized Premium on Debt		\$0	
252	Advances in Aid of Construction			
255	Accumulated Deferred Investment Tax Credits			
271	Contributions in Aid of Construction		2,057,027	2,057,027
272	Less: Amortization of Contributions		(432,296)	(524,863)
281	Accumulated Deferred Income Tax			179,000
	Total Deferred Credits		\$1,624,731	\$1,711,164
	Total Liabilities		\$1,960,614	\$1,750,194
	Capital Accounts			
201	Common Stock Issued		\$20,000	\$20,000
211	Other Paid-In Capital		310,702	310,702
215	Retained Earnings		274,633	259,223
218	Proprietary Capital (Sole Props and Partnerships)			
	Total Capital		\$605,335	\$589,925
	Total Liabilities and Capital		\$2,565,949	\$2,340,119

Instructions: Fill out the Grey Cells with the relevant information. Input 0 or none if there is nothing recorded in that account or there is no applicable information to report.

Note: Total liabilities and Capital must match total assets for the beginning and end of the year!

Water Comparative Income Statement			
Account No.	Calendar Year	Current Year 01/01/2018 - 12/31/2018	Last Year 01/01/2017 - 12/31/2017
	Operating Revenue		
461	Metered Water Revenue	\$596,194	\$625,731
460	Unmetered Water Revenue		
462	Fire Protection Revenue		
469	Guaranteed Revenues (Surcharges)		
471	Miscellaneous Service Revenues		
474	Other Water Revenue	8,089	9,099
	Total Revenues	\$604,283	\$634,830
	Operating Expenses		
601	Salaries and Wages	\$0	\$0
604	Employee Pensions and Benefits		
610	Purchased Water		
615	Purchased Power	82,381	65,422
618	Chemicals	5,991	4,369
620	Materials and Supplies		
620.1	Repairs and Maintenance	6,712	2,155
620.2	Office Supplies and Expense	26,447	19,950
630	Contractual Services		
631	Contractual Services - Engineering		
632	Contractual Services - Accounting	6,793	7,516
633	Contractual Services - Legal		
634	Contractual Services - Management Fees	172,930	186,654
635	Contractual Services - Water Testing	4,547	5,926
636	Contractual Services - Other	19,244	2,691
640	Rents	7,943	8,812
641	Rental of Building/Real Property		
642	Rental of Equipment	725	
650	Transportation Expenses	2,912	2,640
657	Insurance - General Liability	7,963	7,246
657.1	Insurance - Health and Life		
665	Regulatory Commission Expense - Rate		
670	Bad Debt Expense	7,294	3,819
675	Miscellaneous Expense	6,353	5,562
403	Depreciation Expense (From Schedule AR4)	50,370	102,399
408	Taxes Other Than Income		
408.11	Property Taxes	31,026	46,605
409	Income Taxes	2,811	66,089
427.1	Customer Security Deposit Interest		
	Total Operating Expenses	\$442,442	\$537,855
	Operating Income / (Loss)	\$161,841	\$96,975
	Other Income / (Expense)		
419	Interest and Dividend Income	\$0	\$0
421	Non-Utility Income	2,748	2,830
426	Miscellaneous Non-Utility (Expense)		
427	Interest (Expense)		
	Total Other Income / (Expense)	\$2,748	\$2,830
	Net Income / (Loss)	\$164,589	\$99,805

Instructions: Fill out the Grey Cells with the relevant information. Input 0 or none if there is nothing recorded in that account or there is no applicable information to report.

Full time equivalent employees

	Direct Company	Outside service	Total
President	0.0		0.0
Vice-president	0.0		0.0
Manager	0.0		0.0
Engineering Staff	0.0	difficult to	#####
System Operator(s)	0.0	determine	#####
Meter reader	0.0		0.0
Customer Service	0.0		0.0
Accounting	0.0		0.0
Business Office	0.0		0.0
Rates Department	0.0		0.0
Administrative Staff	0.0		0.0
Other	0.0		0.0
Total	0.0	0.0	#####

Instructions: Fill out the Grey Cells with the relevant information. Input 0 or none if there is nothing recorded in that account or there is no applicable information to report. A full-time employee is based on 2080 total hours per year. Please calculate partial employees using 2080 hours.

Supplemental Financial Data (Long-Term Debt)				
	Loan #1	Loan #2	Loan #3	Loan #4
Date Issued	No loans			
Source of Loan				
ACC Decision No.				
Reason for Loan				
Dollar Amt. Issued				
Amount Outstanding				
Date of Maturity				
Interest Rate				
Current Year Interest				
Current Year Principal				

Meter Deposit Balance at Test Year End:	\$0
---	-----

Meter Deposits Refunded During the Test Year:	\$0
---	-----

List all bonds, notes, loans, and other types of indebtedness in which the proceeds were used in the provision of public utility service. Indebtedness incurred for personal uses by the owner of the utility should not be listed. Input 0 or none if there is nothing to report for that cell.

Water Utility Plant Description (Continued)
--

For the following three items, list the utility owned assets in each category for each system.

TREATMENT EQUIPMENT:	3 chlorinators
-----------------------------	----------------

STRUCTURES:	Fencing around wells
--------------------	----------------------

OTHER:	N/A
---------------	-----

Instructions: Fill out the Grey Cells with the relevant information. Input 0 or none if there is nothing recorded in that account or there is no applicable information to report. Copy and paste this sheet as many times as is necessary.

Customer and Other Information	
Name of the System:	VOYAGER WATER COMPANY
ADEQ Public Water System Number:	AZ0410035
ADWR PCC Number:	91-000416.0000

Month	Number of Customers				
	Single-Family	Multi-Family	Commercial	Turf/Irrigation	Other Non-Residential
January	1,239	3	25	29	0
February	1,235	3	25	29	0
March	1,237	3	25	29	0
April	1,240	3	25	29	0
May	1,240	3	25	29	0
June	1,235	3	25	29	0
July	1,244	3	25	29	0
August	1,245	3	25	30	0
September	1,239	3	25	29	0
October	1,243	3	25	29	0
November	1,245	3	25	29	0
December	1,247	3	25	29	0

If the system has fire hydrants, what is the fire flow requirements? GPM for hrs.

Does the system have chlorination treatment?

Does the Company have an ADWR Gallons Per Capita Per Day (GPCPD) requirement?
 If yes, provide the GPCPD amount:

Is the Water Utility located in an ADWR Active Management Area (AMA)?
 If yes, which AMA?

Instructions: Fill out the Grey Cells with the relevant information. Input 0 or none if there is nothing recorded in that account or there is no applicable information to report. Copy and paste this sheet as many times as is necessary.

Property Taxes

Amount of actual property taxes paid during Calendar Year 2018 was

\$31,694

If no property taxes paid, explain why.

N/A

Instructions: Fill out the Grey Cells with the relevant information. Input 0 or none if there is nothing recorded in that account or there is no applicable information to report.

Verification and Sworn Statement (Taxes)

RECEIVED
APR 15 2019
ARIZONA CORP COMMISSION
UTILITIES DIVISION - DIRECTOR'S OFFICE

Verification: State of Arizona, the undersigned of the
(state name)

County of (county name): Pima
Name (owner or official) title: Bonnie O'Connor
Company name: Voyager Water Company

DO SAY THAT THIS ANNUAL UTILITY PROPERTY TAX AND SALES TAX REPORT TO THE ARIZONA CORPORATION COMMISSION.

FOR THE YEAR ENDING: 12/31/18

HAS BEEN PREPARED UNDER MY DIRECTION, FROM THE ORIGINAL BOOKS, PAPERS AND RECORDS OF SAID UTILITY; THAT I HAVE CAREFULLY EXAMINED THE SAME, AND DECLARE THE SAME TO BE A COMPLETE AND CORRECT STATEMENT OF BUSINESS AND AFFAIRS OF SAID UTILITY FOR THE PERIOD COVERED BY THIS REPORT IN RESPECT TO EACH AND EVERY MATTER AND THING SET FORTH, TO THE BEST OF MY KNOWLEDGE, INFORMATION AND BELIEF.

Sworn Statement: I HEREBY ATTEST THAT ALL PROPERTY TAXES FOR SAID COMPANY ARE CURRENT AND PAID IN FULL.


I HEREBY ATTEST THAT ALL SALES TAXES FOR SAID COMPANY ARE CURRENT AND PAID IN FULL.

[Signature]
signature of owner/official
520-623-5172
telephone no.

SUBSCRIBED AND SWORN TO BEFORE ME A NOTARY PUBLIC
IN AND FOR THE COUNTY

THIS 10th DAY OF Pima
April 2019
(month) and (year)

MY COMMISSION EXPIRES 5/27/19
(date)



[Signature]
(signature of notary public)

Verification and Sworn Statement

Verification:

State of Arizona I, the undersigned of the
(state name)

County of (county name): Pima
Name (owner or official) title: Bonnie O'Connor

Company name: Voyager Water Company

RECEIVED
APR 15 2019
ARIZONA CORP COMMISSION
UTILITIES DIVISION - DIRECTOR'S OFFICE

DO SAY THAT THIS ANNUAL UTILITY PROPERTY TAX AND SALES TAX REPORT TO THE ARIZONA CORPORATION COMMISSION.

FOR THE YEAR ENDING: 12/31/18

HAS BEEN PREPARED UNDER MY DIRECTION, FROM THE ORIGINAL BOOKS, PAPERS AND RECORDS OF SAID UTILITY; THAT I HAVE CAREFULLY EXAMINED THE SAME, AND DECLARE THE SAME TO BE A COMPLETE AND CORRECT STATEMENT OF BUSINESS AND AFFAIRS OF SAID UTILITY FOR THE PERIOD COVERED BY THIS REPORT IN RESPECT TO EACH AND EVERY MATTER AND THING SET FORTH, TO THE BEST OF MY KNOWLEDGE, INFORMATION AND BELIEF.

Sworn Statement: IN ACCORDANCE WITH THE REQUIREMENTS OF TITLE 40, ARTICLE 8, SECTION 40-401, ARIZONA REVISED STATUTES, IT IS HEREIN REPORTED THAT THE GROSS OPERATING REVENUE OF SAID UTILITY DERIVED FROM ARIZONA INTRASTATE UTILITY OPERATIONS DURING THE CALENDAR YEAR WAS:

Arizona Intrastate Gross Operating Revenues Only (\$)

\$660,091

(The amount in the box above includes

\$55,808 in sales taxes
billed or collected)


[Signature]
signature of owner/official

520-623-5172
telephone no.

SUBSCRIBED AND SWORN TO BEFORE ME A NOTARY PUBLIC
IN AND FOR THE COUNTY

THIS 10th DAY OF April 2019
(month) and (year)

MY COMMISSION EXPIRES 5/22/19
(date)



[Signature]
(signature of notary public)

Verification and Sworn Statement (Residential Revenue)

RECEIVED

APR 15 2019

Verification:

State of Arizona, the undersigned of the
(state name)

County of (county name): Pima
Name (owner or official) title: Bonnie O'Connor
Company name: Voyager Water Company

ARIZONA CORP COMMISSION
UTILITIES DIVISION - DIRECTOR'S OFFICE

DO SAY THAT THIS ANNUAL UTILITY PROPERTY TAX AND SALES TAX REPORT TO THE ARIZONA CORPORATION COMMISSION.

FOR THE YEAR ENDING: 12/31/18

HAS BEEN PREPARED UNDER MY DIRECTION, FROM THE ORIGINAL BOOKS, PAPERS AND RECORDS OF SAID UTILITY; THAT I HAVE CAREFULLY EXAMINED THE SAME, AND DECLARE THE SAME TO BE A COMPLETE AND CORRECT STATEMENT OF BUSINESS AND AFFAIRS OF SAID UTILITY FOR THE PERIOD COVERED BY THIS REPORT IN RESPECT TO EACH AND EVERY MATTER AND THING SET FORTH, TO THE BEST OF MY KNOWLEDGE, INFORMATION AND BELIEF.

Sworn Statement: IN ACCORDANCE WITH THE REQUIREMENTS OF TITLE 40, ARTICLE 8, SECTION 40-401, ARIZONA REVISED STATUTES, IT IS HEREIN REPORTED THAT THE GROSS OPERATING REVENUE OF SAID UTILITY DERIVED FROM ARIZONA INTRASTATE UTILITY OPERATIONS RECEIVED FROM RESIDENTIAL CUSTOMERS DURING THE CALENDAR YEAR WAS:

Arizona Intrastate Gross Operating Revenues Only (\$)

\$352,614

(The amount in the box above includes

\$34,425 in sales taxes
billed or collected)

Bonnie O'Connor
signature of owner/official

520-623-5172
telephone no.


SUBSCRIBED AND SWORN TO BEFORE ME A NOTARY PUBLIC
IN AND FOR THE COUNTY

Pima
(county name)

THIS 10th DAY OF April 2019
(month) and (year)

MY COMMISSION EXPIRES

5/27/19
(date)



[Signature]
(signature of notary public)

Company	Voyager Water Company	
Docket No.:	W-02104A	
Name of the System:	VOYAGER WATER COMPANY	
ADEQ Public Water System Number:	AZ0410035	
ADWR PCC Number:	91-000416.0000	

2018 Utility Shutoffs / Disconnects			
Month	Termination without Notice R14-2-410.B	Termination with Notice R14-2-410.C	Other
January	0	6	0
February	0	4	0
March	0	9	0
April	0	5	0
May	0	5	0
June	0	2	0
July	0	10	0
August	0	3	0
September	0	6	0
October	0	5	0
November	0	7	0
December	0	2	0
Total	0	64	0

Other (description):

N/A

Instructions: Fill out the Grey Cells with the relevant information. Input 0 or none if there is nothing recorded in that account or there is no applicable information to report.