

RECEIVED
BY EMAIL
04/04/2023, 3:07 PM
ARIZONA CORPORATION COMMISSION
UTILITIES DIVISION

ANNUAL REPORT

Of

Company Name:

6808 N Dysart Rd Ste 116

Mailing Address:

Docket No.:

For the Year Ended:

WATER UTILITY

To

Arizona Corporation Commission

Due on April 15th

Email: rdelafuente@azcc.gov, mail or deliver the completed Annual Report to:

Arizona Corporation Commission
Compliance Section - Utilities Division
1200 West Washington Street
Phoenix, Arizona 85007

Application Type:

Application Date:

ARIZONA CORPORATION COMMISSION
WATER UTILITY ANNUAL REPORT
Valley Utilities Water Company, Inc.
A Class Utility

For the Calendar Year Ended: 12/31/22

Primary Address:
City: State: Zip Code:

Telephone Number:

Date of Original Organization of Utility:

Person to whom correspondence should be addressed concerning this report:

Name:
Telephone No. :
Address:
City: State: Zip Code:
Email:

Name:
Telephone No. :
Address:
City: State: Zip Code:
Email:

Name:
Telephone No. :
Address:
City: State: Zip Code:
Email:

Name:
Telephone No. :
Address:
City: State: Zip Code:
Email:

Name:
Telephone No. :
Address:
City: State: Zip Code:
Email:

Ownership:

Counties Served:

Important changes during the year

No	For those companies not subject to the affiliated interest rules, has there been a change in ownership or direct control during the year?
	If yes, please provide specific details in the box below.
	N/A

No	Has the company been notified by any other regulatory authorities during the year, that they are out of compliance?
	If yes, please provide specific details in the box below.
	N/A

Utility Plant in Service (Water)							
Account No.	Description	Beginning Year Original Cost	Current Year Additions	Current Year Retirements	Adjusted Original Cost	Accumulated Depreciation	OCLD (OC less AD)
301	Organization	\$0	\$0	\$0	\$0	\$0	\$0
302	Franchises	0	0	0	0	0	0
303	Land and Land Rights	831,165	395	0	831,560	0	831,560
304	Structures and Improvements	421,494	107,595	0	529,089	148,162	380,927
305	Collecting & Improving Reservoirs	0	0	0	0	0	0
306	Lake, River, Canal Intakes	0	0	0	0	0	0
307	Wells and Springs	3,023,655	750	0	3,024,405	921,375	2,103,030
308	Infiltration Galleries	0	0	0	0	0	0
309	Supply Mains	0	0	0	0	0	0
310	Power Generation Equipment	18,378	310,800	0	329,178	12,953	316,225
311	Pumping Equipment	2,754,776	53,658	78,540	2,729,894	1,316,510	1,413,384
320	Water Treatment Equipment	0	0	0	0	0	0
320.1	Water Treatment Plants	2,260,146	0	0	2,260,146	922,248	1,337,898
320.2	Solution Chemical Feeders	0	0	0	0	0	0
320.3	Point-of-Use Treatment Devices	0	0	0	0	0	0
330	Distribution Reservoirs and Standpipes	0	0	0	0	0	0
330.1	Storage Tanks	1,431,617	0	0	1,431,617	513,860	917,757
330.2	Pressure Tanks	0	0	0	0	0	0
331	Transmission and Distribution Mains	6,433,570	153,031	0	6,586,601	2,185,676	4,400,925
333	Services	855,753	131,864	0	987,617	165,621	821,996
334	Meters and Meter Installations	663,568	110,005	0	773,573	447,342	326,231
335	Hydrants	514,979	19,283	0	534,262	111,032	423,230
336	Backflow Prevention Devices	0	0	0	0	0	0
339	Other Plant and Misc. Equipment	167,466	7,500	0	174,966	29,036	145,930
340	Office Furniture and Equipment	95,089	11,750	0	106,839	82,686	24,153
340.1	Computer & Software	13,853	59,156	0	73,009	12,078	60,931
341	Transportation Equipment	247,715	105,159	0	352,874	195,502	157,372
342	Stores Equipment	0	0	0	0	0	0
343	Tools, Shop and Garage Equipment	70,142	5,982	0	76,124	52,252	23,872
344	Laboratory Equipment	0	0	0	0	0	0
345	Power Operated Equipment	78,589	0	0	78,589	11,379	67,210
346	Communication Equipment	0	0	0	0	0	0
347	Miscellaneous Equipment	53,493	7,537	0	61,030	46,160	14,870
348	Other Tangible Plant	6,090	0	0	6,090	6,090	0
	Totals	\$19,941,538	\$1,084,465	\$78,540	\$20,947,463	\$7,179,962	\$13,767,501

Valley Utilities Water Company, Inc.
Annual Report
Depreciation Expense for the Current Year (Water)
12/31/22

Depreciation Expense for the Current Year (Water)									
Account No.	Description	Beginning Year Original Cost	Current Year Additions	Current Year Retirements	Adjusted Original Cost	Fully Depreciated/Non-depreciable Plant	Depreciable Plant	Depreciation Percentages	Depreciation Expense
301	Organization	\$0	\$0	\$0	\$0	\$0	\$0	0.00%	\$0
302	Franchises	0	0	0	0	0	0	0.00%	0
303	Land and Land Rights	831,165	395	0	831,560	831,560	0	0.00%	0
304	Structures and Improvements	421,494	107,595	0	529,089	0	529,089	3.33%	15,827
305	Collecting & Improving Reservoirs	0	0	0	0	0	0	0.00%	0
306	Lake, River, Canal Intakes	0	0	0	0	0	0	0.00%	0
307	Wells and Springs	3,023,655	750	0	3,024,405	0	3,024,405	3.33%	100,701
308	Infiltration Galleries	0	0	0	0	0	0	0.00%	0
309	Supply Mains	0	0	0	0	0	0	0.00%	0
310	Power Generation Equipment	18,378	310,800	0	329,178	0	329,178	5.00%	8,690
311	Pumping Equipment	2,754,776	53,658	78,540	2,729,894	820,929	1,908,965	12.50%	238,643
320	Water Treatment Equipment	0	0	0	0	0	0	0.00%	0
320.1	Water Treatment Plants	2,260,146	0	0	2,260,146	0	2,260,146	3.33%	86,335
320.2	Solution Chemical Feeders	0	0	0	0	0	0	0.00%	0
320.3	Point-of-Use Treatment Devices	0	0	0	0	0	0	0.00%	0
330	Distribution Reservoirs and Standpipes	0	0	0	0	0	0	0.00%	0
330.1	Storage Tanks	1,431,617	0	0	1,431,617	0	1,431,617	2.22%	31,782
330.2	Pressure Tanks	0	0	0	0	0	0	0.00%	0
331	Transmission and Distribution Mains	6,433,570	153,031	0	6,586,601	0	6,586,601	2.00%	130,202
333	Services	855,753	131,864	0	987,617	0	987,617	3.33%	30,692
334	Meters and Meter Installations	663,568	110,005	0	773,573	290,892	482,681	8.33%	35,627
335	Hydrants	514,979	19,283	0	534,262	0	534,262	2.00%	10,492
336	Backflow Prevention Devices	0	0	0	0	0	0	0.00%	0
339	Other Plant and Misc. Equipment	167,466	7,500	0	174,966	1,237	173,729	6.67%	11,339
340	Office Furniture and Equipment	95,089	11,750	0	106,839	68,321	38,518	6.67%	2,177
340.1	Computer & Software	13,853	59,156	0	73,009	0	73,009	20.00%	8,687
341	Transportation Equipment	247,715	105,159	0	352,874	110,230	242,644	20.00%	44,218
342	Stores Equipment	0	0	0	0	0	0	0.00%	0
343	Tools, Shop and Garage Equipment	70,142	5,982	0	76,124	46,009	30,115	5.00%	430
344	Laboratory Equipment	0	0	0	0	0	0	0.00%	0
345	Power Operated Equipment	78,589	0	0	78,589	5,930	72,659	5.00%	3,633
346	Communication Equipment	0	0	0	0	0	0	0.00%	0
347	Miscellaneous Equipment	53,493	7,537	0	61,030	20,000	41,030	10.00%	3,726
348	Other Tangible Plant	6,090	0	0	6,090	6,090	0	3.33%	14
	Subtotal	\$19,941,538	\$1,084,465	\$78,540	\$20,947,463	\$2,201,198	\$18,746,265		\$763,215

Contribution(s) in Aid of Construction (Gross)	\$5,225,207
Less: Non Amortizable Contribution(s)	0
Fully Amortized Contribution(s)	0
Amortizable Contribution(s)	\$5,225,207
Times: Proposed Amortization Rate	4.07%
Amortization of CIAC	\$212,581

Less: Amortization of CIAC **\$212,581**

DEPRECIATION EXPENSE \$550,634

Valley Utilities Water Company, Inc.
Annual Report
Balance Sheet Assets
12/31/22

Balance Sheet Assets				
	Assets		Balance at Beginning of Year (2022)	Balance at End of Year (2022)
Account No.	Current and Accrued Assets			
131	Cash		\$859,383	\$190,725
134	Working Funds		0	0
135	Temporary Cash Investments		0	0
141	Customer Accounts Receivable		148,992	291,066
146	Notes Receivable from Associated Companies		13,741	(99,927)
151	Plant Material and Supplies		39,200	54,005
162	Prepayments		240,564	571,615
174	Miscellaneous Current and Accrued Assets		94,880	3,006,761
	Total Current and Accrued Assets		\$1,396,760	\$4,014,245
Account No.	Fixed Assets			
101	Utility Plant in Service*		\$19,941,538	\$20,947,463
103	Property Held for Future Use		0	0
105	Construction Work in Progress		139,200	994,640
108	Accumulated Depreciation (enter as negative)*		(6,445,053)	(7,179,962)
121	Non-Utility Property		0	0
122	Accumulated Depreciation - Non Utility		0	0
	Total Fixed Assets		\$13,635,685	\$14,762,141
	Total Assets		\$15,032,445	\$18,776,386

*Note these items feed automatically from AR3 UPIS Page 4

Valley Utilities Water Company, Inc.
Annual Report
Balance Sheet Liabilities and Owners Equity

Balance Sheet Liabilities and Owners Equity				
	Liabilities		Balance at Beginning of Year (2022)	Balance at End of Year (2022)
Account No.	Current Liabilities			
231	Accounts Payable		\$433,105	\$226,641
232	Notes Payable (Current Portion)		134,405	0
234	Notes Payable to Associated Companies		0	26,598
235	Customer Deposits		81,748	94,621
236	Accrued Taxes		56,765	50,040
237	Accrued Interest		0	0
242	Miscellaneous Current and Accrued Liabilities		21,315	76,249
	Total Current Liabilities		\$727,338	\$474,149
	Long Term Debt			
224	Long Term Debt (Notes and Bonds)		\$333,204	\$334,089
	Deferred Credits			
251	Unamortized Premium on Debt		\$0	\$0
252	Advances in Aid of Construction		7,187,761	8,318,288
255	Accumulated Deferred Investment Tax Credits		0	0
271	Contributions in Aid of Construction		5,217,707	5,225,207
272	Less: Amortization of Contributions		(1,693,793)	(1,906,374)
281	Accumulated Deferred Income Tax		65,410	1,985,686
	Total Deferred Credits		\$10,777,085	\$13,622,807
	Total Liabilities		\$11,837,627	\$14,431,045
	Capital Accounts			
201	Common Stock Issued		\$150,000	\$150,000
211	Other Paid-In Capital		264,988	264,988
215	Retained Earnings		2,779,830	3,930,353
218	Proprietary Capital (Sole Props and Partnerships)		0	0
	Total Capital		\$3,194,818	\$4,345,341
	Total Liabilities and Capital		\$15,032,445	\$18,776,386

Note: Total liabilities and Capital must match total assets for the beginning and end of the year!

Valley Utilities Water Company, Inc.
Annual Report
Water Comparative Income Statement
12/31/22

Water Comparative Income Statement			
Account No.	Calendar Year	Current Year 01/01/2022 - 12/31/2022	Last Year 01/01/2021 - 12/31/2021
	Operating Revenue		
461	Metered Water Revenue	\$2,613,514	\$2,242,842
460	Unmetered Water Revenue	0	0
462	Fire Protection Revenue	0	0
469	Guaranteed Revenues (Surcharges)	0	0
471	Miscellaneous Service Revenues	61,852	45,058
474	Other Water Revenue	0	0
	Total Revenues	\$2,675,366	\$2,287,900
	Operating Expenses		
601	Salaries and Wages	\$693,066	\$566,223
604	Employee Pensions and Benefits	13,795	12,734
610	Purchased Water	4,876	4,086
615	Purchased Power	228,132	187,971
618	Chemicals	35,740	23,490
620	Materials and Supplies	0	0
620.1	Repairs and Maintenance	38,067	26,070
620.2	Office Supplies and Expense	37,196	24,205
630	Contractual Services	0	0
631	Contractual Services - Engineering	350	2,660
632	Contractual Services - Accounting	12,742	3,844
633	Contractual Services - Legal	6,088	4,566
634	Contractual Services - Management Fees	244,800	240,000
635	Contractual Services - Water Testing	9,653	14,649
636	Contractual Services - Other	33,445	12,984
640	Rents	0	0
641	Rental of Building/Real Property	34,794	34,100
642	Rental of Equipment	0	0
650	Transportation Expenses	29,093	23,746
657	Insurance - General Liability	51,170	40,388
657.1	Insurance - Health and Life	96,837	106,956
665	Regulatory Commission Expense - Rate	0	0
670	Bad Debt Expense	(926)	5,662
675	Miscellaneous Expense	73,530	54,406
403	Depreciation Expense (From Schedule AR4)	550,634	433,112
408	Taxes Other Than Income	46,644	40,555
408.11	Property Taxes	77,402	85,049
409	Income Taxes	84,049	85,396
427.1	Customer Security Deposit Interest	4,910	4,716
	Total Operating Expenses	\$2,406,087	\$2,037,568
	Operating Income / (Loss)	\$269,279	\$250,332
	Other Income / (Expense)		
419	Interest and Dividend Income	\$5,685	\$6,684
421	Non-Utility Income	0	52,092
426	Miscellaneous Non-Utility (Expense)	0	0
427	Interest (Expense)	(18,200)	(23,652)
	Total Other Income / (Expense)	(\$12,515)	\$35,124
	Net Income / (Loss)	\$256,764	\$285,456

Valley Utilities Water Company, Inc.
 Annual Report
 Full time equivalent employees
 12/31/22

Full time equivalent employees

	Direct Company	Allocated	Outside service	Total
President	0.0	0.0	1.0	1.0
Vice-president	0.0	0.0	0.0	0.0
Manager	2.0	0.0	1.0	3.0
Engineering Staff	0.0	0.0	1.0	1.0
System Operator(s)	3.0	0.0	0.2	3.2
Meter reader	1.0	0.0	0.0	1.0
Customer Service	1.0	0.0	0.0	1.0
Accounting	1.0	0.0	0.5	1.5
Business Office	0.0	0.0	0.0	0.0
Rates Department	0.0	0.0	0.0	0.0
Administrative Staff	0.0	0.0	0.0	0.0
Other	0.0	0.0	0.3	0.3
Total	8.0	0.0	4.0	12.0

Valley Utilities Water Company, Inc.
 Annual Report
 Supplemental Financial Data (Long-Term Debt)
 12/31/22

Supplemental Financial Data (Long-Term Debt)				
	Loan #1	Loan #2	Loan #3	Loan #4
Date Issued	9/12/2019	1/0/1900	1/0/1900	1/0/1900
Source of Loan	CoBank	0	0	0
ACC Decision No.	77288	0	0	0
Reason for Loan	Refinance	0	0	0
Dollar Amt. Issued	\$743,230	\$0	\$0	\$0
Amount Outstanding	\$336,155	\$0	\$0	\$0
Date of Maturity	4/20/2025	1/0/1900	1/0/1900	1/0/1900
Interest Rate	4.10%	0.00%	0.00%	0.00%
Current Year Interest	\$17,314	\$0	\$0	\$0
Current Year Principal	\$134,405	\$0	\$0	\$0

Meter Deposit Balance at Test Year End:	\$195,756
---	-----------

Meter Deposits Refunded During the Test Year:	\$16,871
---	----------

List all bonds, notes, loans, and other types of indebtedness in which the proceeds were used in the provision of public utility service. Indebtedness incurred for personal uses by the owner of the utility should not be listed. Input 0 or none if there is nothing to report for that cell.

Well and Water Usage

Name of the System: VALLEY UTILITIES WATER COMPANY											
ADEQ Public Water System Number: AZ0407079											
ADWR PCC Number: 91-000214.0000											
Well registry 55# (55-XXXXXX):	Pump Horsepower	Pump Yield (gpm)	Casing Depth (feet)	Casing Diameter (inches)	Pump Motor Type **	Year Drilled	Water level 2010	Water level 2022	Meter Size (inches)	How measured:	Active
1. 55-639720	25	100	650	12	Submersible	1942	349	375	4	Metered	Yes
2. Out of Svc	-	-	-	-	-	-	N/A	N/A	-	Metered	No
3. 55-639723	25	70	415	8	Submersible	1965	283	273	4	Metered	Yes
4. Out of Svc	-	-	-	-	-	-	N/A	N/A	0	Metered	No
5. 55-503273	100	300	850	20	Submersible	1982	279	339	8	Metered	Yes
6. Out of Svc	-	-	-	-	-	-	N/A	N/A	-	Metered	No
6A. 55-216455	100	200	550	14	Submersible	2008	329	369	8	Metered	Yes
7. 55-208819	125	380	690	12	Turbine	2007	349	377	8	Metered	Yes
8. 55-225357	125	200	610	16	Turbine	2016	N/A	332	6	Metered	Yes
9. 55-231466	125	700	744	16	Submersible	2020	N/A	372	6	Metered	Yes

Name of system water delivered to:	LUKE AIR FORCE BASE
ADWR PCC Number:	91-000251.0000
Source of water delivered to another system	Ground Water

Name of system water received from:	LITCHFIELD PARK SERVICE CO.	TIERRA BUENA WATER CO.
ADWR PCC Number:	91-000199.0000	91-000211.0000
Source of water received	Ground Water	Ground Water
Well registry 55# (55-XXXXXX):	Multiple	55-564891

Month	Water withdrawn (gallons) ¹	Water sold (gallons) ²	Water delivered (sold) to other systems (gallons) ³	Water received (purchased) from other systems (gallons) ⁴	Estimated authorized use (gallons) ⁵	Purchased Power Expense ⁶	Purchased Power (kWh) ⁷
January	26,205,000.00	24,678,390.00	0.00	27,724.00	0.00	\$14,465	91,207
February	31,994,000.00	30,619,950.00	0.00	34,854.00	0.00	13,694	101,074
March	30,006,000.00	28,938,840.00	0.00	324.00	0.00	14,387	90,982
April	36,383,000.00	34,652,770.00	0.00	1,087.00	0.00	15,611	111,467
May	54,091,000.00	52,467,094.00	0.00	16,879.00	0.00	19,634	164,715
June	50,342,000.00	47,828,250.00	0.00	29,178.00	0.00	25,035	169,772
July	56,088,000.00	55,002,100.00	0.00	31,795.00	0.00	25,878	194,542
August	54,149,000.00	52,612,530.00	0.00	5,979.00	0.00	22,954	184,274
September	47,821,000.00	46,666,249.00	0.00	2,058.00	0.00	24,729	168,781
October	46,276,000.00	44,725,875.00	0.00	26.00	0.00	21,384	142,465
November	46,600,000.00	45,992,443.00	0.00	428.00	0.00	20,439	136,600
December	30,946,000.00	28,765,377.00	0.00	33.00	0.00	16,921	92,620
Totals	510,901,000.00	492,949,868.00	0.00	150,365.00	0.00	\$235,132	1,648,499

If applicable, in the space below please provide a description for all un-metered water use along with amounts:
 N/A

¹ Water withdrawn - Total gallons of water withdrawn from pumped sources.
² Water sold - Total gallons from customer meters, and other sales such as construction water.
³ Water delivered (sold) to other systems - Total gallons of water delivered to other systems.
⁴ Water received (purchased) from other systems - Total gallons of water purchased/received from other systems.
⁵ Estimated authorized use - Total estimated gallons from authorized metered or unmetered use. Authorized uses such as flushing (mains, services and hydrants) draining/cleaning tanks, process, construction, fire fighting, etc. Non-authorized use (real losses) are service line breaks and leaks, water main breaks, meter inaccuracies and theft.
⁶ Enter the total purchased power costs for the power meters associated with this system.
⁷ Enter the total purchased kWh used by the power meters associated with this system.

Water Utility Plant Description	
Name of the System:	VALLEY UTILITIES WATER COMPANY
ADEQ Public Water System Number:	AZ0407079
ADWR PCC Number:	91-000214.0000

MAINS		
Sizes (inches)	Material	Length (feet)
4.00	AC & PVC	10,000
6.00	AC, PVC ,DIP	79,829
8.00	AC, PVC ,DIP	81,635
10.00	DIP	2,952
12.00	AC & DIP	7,064
16.00	DIP & PVC	7,483

CUSTOMER METERS			
Size (inches)	Quantity	Percent over 1,00,000 gallons	Percent over 10 years old
5/8 X 3/4	108	50%	50%
0.75	896	50%	30%
1	1,037	35%	20%
1.5	23	75%	50%
2	55	80%	25%
3	3	100%	0%
6	1	100%	0%

SERVICE LINES		
Material	Percent of system	Year installed
Copper	78%	Various
Black poly	21%	Various
PVC	1%	Various

BOOSTER PUMPS		
Horsepower	GPM	Quantity
15	Variable	2
20	Variable	3
30	Variable	2
40	Variable	3
50	Variable	5

FIRE HYDRANTS	
Type	Quantity
Standard *	263
Other	0

STORAGE TANKS			
Capacity (gallons)	Material	Quantity	Year installed
100,000	Steel	3	Various
200,000	Steel	1	1983
560,000	Steel	1	2001
1,000,000	Steel	1	2001
500,000	Steel	1	2021

PRESSURE/BLADDER TANKS			
Capacity (gallons)	Material	Quantity	Year installed
5,000	Steel	1	2002
7,500	Steel	1	1996
10,000	Steel	1	2001
5,000	Steel	1	2021

* A standard fire hydrant has two 2.5 inch hose connection nozzles with 7.5 threads per inch, and one 4.5 inch pumper connection nozzle with 4 threads per inch.

Water Utility Plant Description (Continued)
--

For the following three items, list the utility owned assets in each category for each system.

TREATMENT EQUIPMENT:	Two Arsenic Treatment Facilities, One 400-Gallon Liquid Chlorinator, Two 300-Gallon Liquid Chlorinators, & One 100-Gallon Liquid Chlorinator.
STRUCTURES:	Two Arsenic Treatment Buildings (2400 & 1200 sq. ft.), Two Motor Control Centers (264 & 192 sq. ft.), 8' x 37' metal storage container, 10' X 14' Electrical Room
OTHER:	N/A

Provide a calculation used to determine the value of one water equivalent residential connection (ERC).

Use one of the following methods:

- (a) If actual flow data are available from the preceding 12 months, divide the total annual single family residence (SFR) gallons sold by the average number of single family residence customers for the same period and divide the result by 365
- (b) If no historical flow data are available, use:
 $ERC = (\text{Total SFR gallons sold (Omit 000)} / 365 \text{ days} / 350 \text{ gallons per day})$

ERC	357
Method used:	(a)

Customer and Other Information	
Name of the System:	VALLEY UTILITIES WATER COMPANY
ADEQ Public Water System Number:	AZ0407079
ADWR PCC Number:	91-000214.0000

Month	Number of Customers				
	Single-Family	Multi-Family	Commercial	Turf/Irrigation	Other Non-Residential
January	1,790	32	52	43	7
February	1,808	32	52	45	7
March	1,867	32	52	45	9
April	1,881	32	52	45	9
May	1,913	32	52	45	9
June	1,919	32	53	45	8
July	1,939	32	53	45	7
August	1,946	32	53	45	7
September	1,946	32	53	45	4
October	1,947	32	53	45	5
November	1,943	32	53	45	5
December	1,971	32	53	45	5

If the system has fire hydrants, what is the fire flow requirements? GPM for hrs.

Does the system have chlorination treatment?

Does the Company have an ADWR Gallons Per Capita Per Day (GPCPD) requirement?
 If yes, provide the GPCPD amount:

Is the Water Utility located in an ADWR Active Management Area (AMA)?
 If yes, which AMA?

What is the present system connection capacity (in ERCs *) using existing lines?

What is the future system connection capacity (in ERCs *) upon service area buildout?

Describe any plans and estimated completion dates for any enlargements or improvements of this system.

* an ERC is based on the calculation on the bottom of AR9 page 12.

Valley Utilities Water Company, Inc.
Annual Report
 Utility Shutoffs / Disconnects
 12/31/22

Utility Shutoffs / Disconnects	
Name of the System:	VALLEY UTILITIES WATER COMPANY
ADEQ Public Water System Number:	AZ0407079
ADWR PCC Number:	91-000214.0000

Month	Termination without Notice R14-2-410.B	Termination with Notice R14-2-410.C	Other
January	0	4	0
February	0	5	0
March	0	1	0
April	0	4	0
May	0	6	0
June	0	2	0
July	0	3	0
August	0	2	0
September	0	3	0
October	0	6	0
November	0	0	0
December	0	0	0
Total	0	36	0

Other (description): N/A

Instructions: Fill out the Grey Cells with the relevant information. Input 0 or none if there is nothing recorded in that account or there is no applicable information to report.

Property Taxes	
----------------	--

Amount of actual property taxes paid during Calendar Year 2022 was	
--	--

	\$81,226
--	----------

If no property taxes paid, explain why.

N/A

Instructions: Fill out the Grey Cells with the relevant information. Input 0 or none if there is nothing recorded in that account or there is no applicable information to report.

Verification and Sworn Statement (Taxes)

Verification: State of Arizona I, the undersigned of the
(state name)

County of (county name): Maricopa
Name (owner or official) title: Bryan Thomas, President
Company name: Valley Utilities Water Company, Inc.

DO SAY THAT THIS ANNUAL UTILITY PROPERTY TAX AND SALES TAX REPORT TO THE ARIZONA CORPORATION COMMISSION.

FOR THE YEAR ENDING: 12/31/22

HAS BEEN PREPARED UNDER MY DIRECTION, FROM THE ORIGINAL BOOKS, PAPERS AND RECORDS OF SAID UTILITY; THAT I HAVE CAREFULLY EXAMINED THE SAME, AND DECLARE THE SAME TO BE A COMPLETE AND CORRECT STATEMENT OF BUSINESS AND AFFAIRS OF SAID UTILITY FOR THE PERIOD COVERED BY THIS REPORT IN RESPECT TO EACH AND EVERY MATTER AND THING SET FORTH, TO THE BEST OF MY KNOWLEDGE, INFORMATION AND BELIEF.

Sworn Statement: I HEREBY ATTEST THAT ALL PROPERTY TAXES FOR SAID COMPANY ARE CURRENT AND PAID IN FULL.

I HEREBY ATTEST THAT ALL SALES TAXES FOR SAID COMPANY ARE CURRENT AND PAID IN FULL.

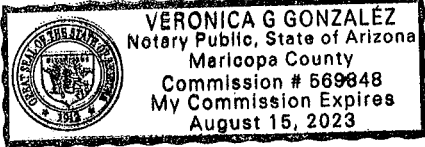
B.T.
signature of owner/official

623-935-1100
telephone no.

SUBSCRIBED AND SWORN TO BEFORE ME A NOTARY PUBLIC
IN AND FOR THE COUNTY

THIS 4th DAY OF April 2023
(month) and (year)

MY COMMISSION EXPIRES 8/15/23
(date)



Veronica G Gonzalez
(signature of notary public)

Verification and Sworn Statement

Verification:

State of Arizona I, the undersigned of the
(state name)
County of (county name): Maricopa
Name (owner or official) title: Bryan Thomas, President
Company name: Valley Utilities Water Company, Inc.

DO SAY THAT THIS ANNUAL UTILITY PROPERTY TAX AND SALES TAX REPORT TO THE ARIZONA CORPORATION COMMISSION.

FOR THE YEAR ENDING: 12/31/22

HAS BEEN PREPARED UNDER MY DIRECTION, FROM THE ORIGINAL BOOKS, PAPERS AND RECORDS OF SAID UTILITY; THAT I HAVE CAREFULLY EXAMINED THE SAME, AND DECLARE THE SAME TO BE A COMPLETE AND CORRECT STATEMENT OF BUSINESS AND AFFAIRS OF SAID UTILITY FOR THE PERIOD COVERED BY THIS REPORT IN RESPECT TO EACH AND EVERY MATTER AND THING SET FORTH, TO THE BEST OF MY KNOWLEDGE, INFORMATION AND BELIEF.

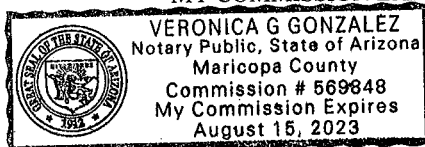
Sworn Statement: IN ACCORDANCE WITH THE REQUIREMENTS OF TITLE 40, ARTICLE 8, SECTION 40-401, ARIZONA REVISED STATUTES, IT IS HEREIN REPORTED THAT THE GROSS OPERATING REVENUE OF SAID UTILITY DERIVED FROM ARIZONA INTRASTATE UTILITY OPERATIONS DURING THE CALENDAR YEAR WAS:

Arizona Intrastate Gross Operating Revenues Only (\$)
\$2,842,022
(The amount in the box above includes
\$166,656 in sales taxes
billed or collected)

BFB
signature of owner/official
623-935-1100
telephone no.

SUBSCRIBED AND SWORN TO BEFORE ME A NOTARY PUBLIC
IN AND FOR THE COUNTY Maricopa
(county name)
THIS 4th DAY OF April 2023
(month) and (year)

MY COMMISSION EXPIRES 8/15/23
(date)



Veronica G Gonzalez
(signature of notary public)

Verification and Sworn Statement (Residential Revenue)

Verification:

State of Arizona I, the undersigned of the
(state name)

County of (county name): Maricopa
Name (owner or official) title: Bryan Thomas, President
Company name: Valley Utilities Water Company, Inc.

DO SAY THAT THIS ANNUAL UTILITY PROPERTY TAX AND SALES TAX REPORT TO THE ARIZONA CORPORATION COMMISSION.

FOR THE YEAR ENDING: 12/31/22

HAS BEEN PREPARED UNDER MY DIRECTION, FROM THE ORIGINAL BOOKS, PAPERS AND RECORDS OF SAID UTILITY; THAT I HAVE CAREFULLY EXAMINED THE SAME, AND DECLARE THE SAME TO BE A COMPLETE AND CORRECT STATEMENT OF BUSINESS AND AFFAIRS OF SAID UTILITY FOR THE PERIOD COVERED BY THIS REPORT IN RESPECT TO EACH AND EVERY MATTER AND THING SET FORTH, TO THE BEST OF MY KNOWLEDGE, INFORMATION AND BELIEF.

Sworn Statement: **IN ACCORDANCE WITH THE REQUIREMENTS OF TITLE 40, ARTICLE 8, SECTION 40-401, ARIZONA REVISED STATUTES, IT IS HEREIN REPORTED THAT THE GROSS OPERATING REVENUE OF SAID UTILITY DERIVED FROM ARIZONA INTRASTATE UTILITY OPERATIONS RECEIVED FROM RESIDENTIAL CUSTOMERS DURING THE CALENDAR YEAR WAS:**

Arizona Intrastate Gross Operating Revenues Only (\$)
\$1,710,992
(The amount in the box above includes
\$101,370 in sales taxes
billed or collected)

Bra
signature of owner/official

623-935-1100
telephone no.

SUBSCRIBED AND SWORN TO BEFORE ME A NOTARY PUBLIC
IN AND FOR THE COUNTY Maricopa
(county name)

THIS 4th DAY OF April 2023
(month) and (year)

MY COMMISSION EXPIRES 8/15/23
(date)



Veronica G Gonzalez
(signature of notary public)

Valley Utilities Water Company, Inc.
Annual Report
Gross-up Sharing Method for Income Tax Statement of Certification
12/31/22

Gross-up Sharing Method for Income Tax Statement of Certification

Verification:

State of Arizona I, the undersigned of the
(state name)

County of (county name): Maricopa
Name (owner or official) title: Bryan Thomas, President
Company name: Valley Utilities Water Company, Inc.

FOR THE YEAR ENDING: 12/31/22

Sworn Statement:

IN ACCORDANCE WITH THE REQUIREMENTS OF DECISION NO. 77084, BECAUSE THE UTILITY REQUIRES THE GROSS UP OF ADVANCES AND CONTRIBUTIONS, I HEREBY STATE THAT THE UTILITY HAS INCURRED OR IS EXPECTED TO INCUR A NET INCREASE IN CURRENT INCOME TAX EXPENSE OR A DECREASE IN DEFERRED TAX ASSET FOR A CARRY FORWARD ACCORDING TO GAAP IN AN AMOUNT EQUAL TO OR GREATER THAN THE AMOUNT OF THE REQUIRED GROSS UP PAID BY DEVELOPERS IN THE PERIOD COVERED BY THIS ANNUAL REPORT.

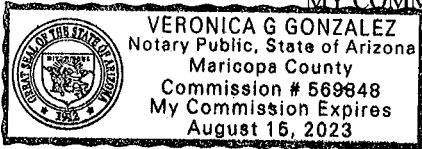
B/T
signature of owner/official

623-935-1100
telephone no.

SUBSCRIBED AND SWORN TO BEFORE ME A NOTARY PUBLIC
IN AND FOR THE COUNTY Maricopa
(county name)

THIS 4th DAY OF April 2023
(month) and (year)

MY COMMISSION EXPIRES 8/15/23
(date)



Veronica G Gonzalez
(signature of notary public)