

RECEIVED

BY EMAIL

06/05/2023 2:33 PM

ARIZONA CORPORATION COMMISSION

UTILITIES DIVISION

ANNUAL REPORT

Of

Company Name: **Valley Pioneer's Water Company, Inc.**

5998 W. Chino Dr.

Mailing Address: Golden Valley AZ
86413

Docket No.: W-02033A

For the Year Ended: **12/31/22**

WATER UTILITY

To

Arizona Corporation Commission

Due on April 15th

Email: Util-Compliance@azcc.gov, mail or deliver the completed Annual Report to:

Arizona Corporation Commission
Compliance Section - Utilities Division
1200 West Washington Street
Phoenix, Arizona 85007

Application Type: **Original Filing**

Application Date: **5/30/2023**

ARIZONA CORPORATION COMMISSION
WATER UTILITY ANNUAL REPORT
Valley Pioneer's Water Company, Inc.
A Class Utility

For the Calendar Year Ended: 12/31/22

Primary Address: 5998 WEST CHINO DRIVE
City: GOLDEN VALLEY State: ARIZONA Zip Code: 86413

Telephone Number: 928-565-4663

Date of Original Organization of Utility: 5/19/1905

Person to whom correspondence should be addressed concerning this report:

Name: BOBBIE L. WOOD
Telephone No.: 928-565-4663
Address: 5998 WEST CHINO DRIVE
City: GOLDEN VALLEY State: ARIZONA Zip Code: 86413
Email: bobbie@valleypioneerswater.com

On-site Manager

Name: BOBBIE L. WOOD
Telephone No.: 928-565-4663
Address: 5998 WEST CHINO DRIVE
City: GOLDEN VALLEY State: ARIZONA Zip Code: 86413
Email: bobbie@valleypioneerswater.com

On-Site Manager

Name: BOBBIE L. WOOD
Telephone No.: 928-565-4663
Address: 5998 WEST CHINO DRIVE
City: GOLDEN VALLEY State: ARIZONA Zip Code: 86413
Email: bobbie@valleypioneerswater.com

On-Site Manager

Name: BOBBIE L. WOOD
Telephone No.: 928-565-4663
Address: 5998 WEST CHINO DRIVE
City: GOLDEN VALLEY State: ARIZONA Zip Code: 86413
Email: bobbie@valleypioneerswater.com

On-Site Manager

Name: BOBBIE L. WOOD
Telephone No.: 928-565-4663
Address: 5998 WEST CHINO DRIVE
City: GOLDEN VALLEY State: ARIZONA Zip Code: 86413
Email: bobbie@valleypioneerswater.com

Ownership: Association--Cooperative

Counties Served: Mohave

Utility Plant in Service (Water)							
Account No	Description	Beginning Year Original Cost	Current Year Additions	Current Year Retirements	Adjusted Original Cost	Accumulated Depreciation	OCLD (OC less AD)
301	Organization	\$0	\$0	\$0	\$0	\$0	\$0
302	Franchises	0	0	0	0	0	0
303	Land and Land Rights	98,021	0	0	98,021	0	98,021
304	Structures and Improvements	310,301	0	0	310,301	191,544	118,757
305	Collecting & Improving Reservoirs	0	0	0	0	0	0
306	Lake, River, Canal Intakes	0	0	0	0	0	0
307	Wells and Springs	906,496	0	0	906,496	605,150	301,346
308	Infiltration Galleries	0	0	0	0	0	0
309	Supply Mains	0	0	0	0	0	0
310	Power Generation Equipment	0	0	0	0	0	0
311	Pumping Equipment	780,968	0	0	780,968	751,767	29,201
320	Water Treatment Equipment	0	0	0	0	0	0
320.1	Water Treatment Plants	3,741	0	0	3,741	2,853	888
320.2	Solution Chemical Feeders	0	0	0	0	0	0
320.3	Point-of-Use Treatment Devices	0	0	0	0	0	0
330	Distribution Reservoirs and Standpipes	0	0	0	0	0	0
330.1	Storage Tanks	567,852	0	0	567,852	344,140	223,712
330.2	Pressure Tanks	0	0	0	0	0	0
331	Transmission and Distribution Mains	2,521,334	68,140	0	2,589,474	1,272,269	1,317,205
333	Services	510,101	22,637	0	532,738	286,347	246,391
334	Meters and Meter Installations	224,019	5,659	0	229,678	128,803	100,875
335	Hydrants	22,029	0	0	22,029	7,336	14,693
336	Backflow Prevention Devices	0	0	0	0	0	0
339	Other Plant and Misc Equipment	0	0	0	0	0	0
340	Office Furniture and Equipment	15,755	0	0	15,755	15,437	318
340.1	Computer & Software	83,528	0	0	83,528	79,925	3,603
341	Transportation Equipment	275,085	0	0	275,085	263,164	11,921
342	Stores Equipment	0	0	0	0	0	0
343	Tools, Shop and Garage Equipment	34,118	0	0	34,118	22,915	11,203
344	Laboratory Equipment	0	0	0	0	0	0
345	Power Operated Equipment	135,892	0	0	135,892	134,998	894
346	Communication Equipment	0	0	0	0	0	0
347	Miscellaneous Equipment	30,684	0	0	30,684	10,612	20,072
348	Other Tangible Plant	0	0	0	0	0	0
	Totals	\$6,519,924	\$96,436	\$0	\$6,616,360	\$4,117,260	\$2,499,100

Valley Pioneer's Water Company, Inc.
Annual Report
Depreciation Expense for the Current Year (Water)
12/31/22

Depreciation Expense for the Current Year (Water)									
Account No.	Description	Beginning Year Original Cost	Current Year Additions	Current Year Retirements	Adjusted Original Cost	Fully Depreciated/Non-depreciable Plant	Depreciable Plant	Depreciation Percentages	Depreciation Expense
301	Organization	\$0	\$0	\$0	\$0	\$0	\$0	0.00%	\$0
302	Franchises	0	0	0	0	0	0	0.00%	0
303	Land and Land Rights	98,021	0	0	98,021	98,021	0	0.00%	0
304	Structures and Improvements	310,301	0	0	310,301	118,757	191,544	61.73%	10,528
305	Collecting & Improving Reservoirs	0	0	0	0	0	0	0.00%	0
306	Lake, River, Canal Intakes	0	0	0	0	0	0	0.00%	0
307	Wells and Springs	906,496	0	0	906,496	301,346	605,150	66.76%	30,217
308	Infiltration Galleries	0	0	0	0	0	0	0.00%	0
309	Supply Mains	0	0	0	0	0	0	0.00%	0
310	Power Generation Equipment	0	0	0	0	0	0	0.00%	0
311	Pumping Equipment	780,968	0	0	780,968	29,201	751,767	96.26%	36,112
320	Water Treatment Equipment	0	0	0	0	0	0	0.00%	0
320.1	Water Treatment Plants	3,741	0	0	3,741	888	2,853	0.00%	0
320.2	Solution Chemical Feeders	0	0	0	0	0	0	0.00%	0
320.3	Point-of-Use Treatment Devices	0	0	0	0	0	0	0.00%	0
330	Distribution Reservoirs and Standpipes	0	0	0	0	0	0	0.00%	0
330.1	Storage Tanks	567,852	0	0	567,852	223,712	344,140	60.60%	11,804
330.2	Pressure Tanks	0	0	0	0	0	0	0.00%	0
331	Transmission and Distribution Mains	2,521,334	68,140	0	2,589,474	1,317,205	1,272,269	49.13%	50,525
333	Services	510,101	22,637	0	532,738	246,391	286,347	53.75%	16,541
334	Meters and Meter Installations	224,019	5,659	0	229,678	100,875	128,803	56.08%	6,066
335	Hydrants	22,029	0	0	22,029	14,693	7,336	33.30%	441
336	Backflow Prevention Devices	0	0	0	0	0	0	0.00%	0
339	Other Plant and Misc. Equipment	0	0	0	0	0	0	0.00%	0
340	Office Furniture and Equipment	15,755	0	0	15,755	318	15,437	97.98%	212
340.1	Computer & Software	83,528	0	0	83,528	3,603	79,925	95.69%	4,219
341	Transportation Equipment	275,085	0	0	275,085	11,921	263,164	95.67%	15,080
342	Stores Equipment	0	0	0	0	0	0	0.00%	0
343	Tools, Shop and Garage Equipment	34,118	0	0	34,118	11,203	22,915	67.16%	1,033
344	Laboratory Equipment	0	0	0	0	0	0	0.00%	0
345	Power Operated Equipment	135,892	0	0	135,892	894	134,998	99.34%	6,538
346	Communication Equipment	0	0	0	0	0	0	0.00%	0
347	Miscellaneous Equipment	30,684	0	0	30,684	20,072	10,612	34.58%	1,532
348	Other Tangible Plant	0	0	0	0	0	0	0.00%	0
	Subtotal	\$6,519,924	\$96,436	\$0	\$6,616,360	\$2,499,100	\$4,117,260		\$190,848

Contribution(s) in Aid of Construction (Gross)	\$1,335,218
Less: Non Amortizable Contribution(s)	0
Fully Amortized Contribution(s)	(835,047)
Amortizable Contribution(s)	\$500,171
Times: Proposed Amortization Rate	2.80%
Amortization of CIAC	\$14,005

Less: Amortization of CIAC **\$14,005**

DEPRECIATION EXPENSE \$176,843

Valley Pioneer's Water Company, Inc.
Annual Report
Balance Sheet Assets
12/31/22

Balance Sheet Assets				
	Assets		Balance at Beginning of Year (2022)	Balance at End of Year (2022)
Account No.	Current and Accrued Assets			
131	Cash		\$5,848	\$100
134	Working Funds		1,036,584	798,508
135	Temporary Cash Investments		256,906	256,926
141	Customer Accounts Receivable		44,843	38,116
146	Notes Receivable from Associated Companies		0	0
151	Plant Material and Supplies		429,803	573,298
162	Prepayments		0	0
174	Miscellaneous Current and Accrued Assets		32,881	37,237
	Total Current and Accrued Assets		\$1,806,865	\$1,704,185
Account No.	Fixed Assets			
101	Utility Plant in Service*		\$6,519,925	\$6,616,360
103	Property Held for Future Use		0	0
105	Construction Work in Progress		630	3,370
108	Accumulated Depreciation (enter as negative)*		(3,936,086)	(4,117,260)
121	Non-Utility Property		0	0
122	Accumulated Depreciation - Non Utility		0	0
	Total Fixed Assets		\$2,584,469	\$2,502,470
	Total Assets		\$4,391,334	\$4,206,655

*Note these items feed automatically from AR3 UPIS Page 4

Valley Pioneer's Water Company, Inc.
Annual Report
Balance Sheet Liabilities and Owners Equity

Balance Sheet Liabilities and Owners Equity				
	Liabilities		Balance at Beginning of Year (2022)	Balance at End of Year (2022)
Account No.	Current Liabilities			
231	Accounts Payable		\$5,658	\$9,916
232	Notes Payable (Current Portion)		48,214	51,816
234	Notes Payable to Associated Companies		0	0
235	Customer Deposits		40,484	38,104
236	Accrued Taxes		66,014	76,517
237	Accrued Interest		5,002	4,887
242	Miscellaneous Current and Accrued Liabilities		(63,490)	(55,107)
	Total Current Liabilities		\$101,882	\$126,133
	Long Term Debt			
224	Long Term Debt (Notes and Bonds)		\$843,866	\$771,803
	Deferred Credits			
251	Unamortized Premium on Debt		\$0	\$0
252	Advances in Aid of Construction		551,917	562,442
255	Accumulated Deferred Investment Tax Credits		0	0
271	Contributions in Aid of Construction		1,335,218	1,335,218
272	Less: Amortization of Contributions		(849,391)	(835,047)
281	Accumulated Deferred Income Tax		0	0
	Total Deferred Credits		\$1,037,744	\$1,062,613
	Total Liabilities		\$1,983,492	\$1,960,549
	Capital Accounts			
201	Common Stock Issued		\$0	\$0
211	Other Paid-In Capital		0	0
215	Retained Earnings		2,407,842	2,246,106
218	Proprietary Capital (Sole Props and Partnerships)		0	0
	Total Capital		\$2,407,842	\$2,246,106
	Total Liabilities and Capital		\$4,391,334	\$4,206,655

Note: Total liabilities and Capital must match total assets for the beginning and end of the year!

Valley Pioneer's Water Company, Inc.
Annual Report
Water Comparative Income Statement
12/31/22

Water Comparative Income Statement			
Account No.	Calendar Year	Current Year	Last Year
		01/01/2022 - 12/31/2022	01/01/2021 - 12/31/2021
	Operating Revenue		
461	Metered Water Revenue	\$1,329,317	\$1,360,514
460	Unmetered Water Revenue	147,170	150,932
462	Fire Protection Revenue	0	0
469	Guaranteed Revenues (Surcharges)	0	0
471	Miscellaneous Service Revenues	65,059	65,372
474	Other Water Revenue	6,658	8,251
	Total Revenues	\$1,548,204	\$1,585,069
	Operating Expenses		
601	Salaries and Wages	\$405,326	\$368,745
604	Employee Pensions and Benefits	16,391	14,043
610	Purchased Water	0	0
615	Purchased Power	307,744	264,892
618	Chemicals	9,612	7,133
620	Materials and Supplies	0	13,629
620.1	Repairs and Maintenance	460,053	94,128
620.2	Office Supplies and Expense	53,009	51,793
630	Contractual Services	67,173	43,503
631	Contractual Services - Engineering	(4,860)	0
632	Contractual Services - Accounting	0	17,708
633	Contractual Services - Legal	41,530	434
634	Contractual Services - Management Fees	0	21,687
635	Contractual Services - Water Testing	3,940	3,257
636	Contractual Services - Other	0	0
640	Rents	0	0
641	Rental of Building/Real Property	120	0
642	Rental of Equipment	625	1,968
650	Transportation Expenses	29,820	5,129
657	Insurance - General Liability	18,950	18,158
657.1	Insurance - Health and Life	106,466	80,037
665	Regulatory Commission Expense - Rate	3,282	3,700
670	Bad Debt Expense	6,531	6,091
675	Miscellaneous Expense	0	(336)
403	Depreciation Expense (From Schedule AR4)	176,843	177,245
408	Taxes Other Than Income	51,865	40,909
408.11	Property Taxes	56,491	54,097
409	Income Taxes	0	0
427.1	Customer Security Deposit Interest	0	0
	Total Operating Expenses	\$1,810,911	\$1,287,951
	Operating Income / (Loss)	(\$262,707)	\$297,118
	Other Income / (Expense)		
419	Interest and Dividend Income	\$210	\$236
421	Non-Utility Income	22,596	22,573
426	Miscellaneous Non-Utility (Expense)	106,599	50,004
427	Interest (Expense)	(31,482)	(32,359)
	Total Other Income / (Expense)	\$97,923	\$40,454
	Net Income / (Loss)	(\$164,784)	\$337,572

Valley Pioneer's Water Company, Inc.
Annual Report
Full time equivalent employees
12/31/21

Full time equivalent employees

	Direct Company	Allocated	Outside service	Total
President	0.0	0.0	0.0	0.0
Vice-president	0.0	0.0	0.0	0.0
Manager	1.0	0.0	0.0	1.0
Engineering Staff	0.0	0.0	0.0	0.0
System Operator(s)	1.0	0.0	0.0	1.0
Meter reader	1.0	0.0	0.0	1.0
Customer Service	0.0	0.0	0.0	0.0
Accounting	2.0	0.0	0.0	2.0
Business Office	0.0	0.0	0.0	0.0
Rates Department	0.0	0.0	0.0	0.0
Administrative Staff	1.0	0.0	0.0	1.0
Other	5.0	0.0	0.0	5.0
Total	11.0	0.0	0.0	11.0

Valley Pioneer's Water Company, Inc.
 Annual Report
 Supplemental Financial Data (Long-Term Debt)
 12/31/22

Supplemental Financial Data (Long-Term Debt)				
	Loan #1	Loan #2	Loan #3	Loan #4
Date Issued	5/2/1991	11/17/2003	5/3/1999	7/14/2021
Source of Loan	USDA-RD 91-06	USDA-RD 91-09	Natl Bank of AZ	CoBank
ACC Decision No.	na	na	na	na
Reason for Loan	System Improvement	System additions	System improvement	System improvements
Dollar Amt. Issued	\$250,000	\$1,198,000	\$180,000	\$899,781
Amount Outstanding	\$0	\$0	\$16,564	\$827,637
Date of Maturity	4/28/2028	9/17/2043	5/3/2024	12/20/1934
Interest Rate	5.88%	4.75%	variable (6% current	3.35%
Current Year Interest	\$0	\$0	\$1,409	\$26,742
Current Year Principal	\$0	\$0	\$12,228	\$49,992

Meter Deposit Balance at Test Year End:	\$14,624
---	----------

Meter Deposits Refunded During the Test Year:	\$7,600
---	---------

List all bonds, notes, loans, and other types of indebtedness in which the proceeds were used in the provision of public utility service. Indebtedness incurred for personal uses by the owner of the utility should not be listed. Input 0 or none if there is nothing to report for that cell.

Well and Water Usage

Name of the System: VALLEY PIONEERS WC, INC											
ADEQ Public Water System Number:		AZ0408038									
ADWR PCC Number:		91-000326.0000									
Well registry 55# (55-XXXXXX):	Pump Horsepower	Pump Yield (gpm)	Casing Depth (feet)	Casing Diameter (inches)	Pump Motor Type **	Year Drilled	Water level 2011	Water level 2021	Meter Size (inches)	How measured:	Active
610757	60	120	1,518	16	Submersible	1963	na	na	na	na	na
573000	100	240	1,216	12	Submersible	1999	na	na	na	na	na
532211	60	100	1,290	12	Vertical	1991	na	na	na	na	na
623081	450	850	1,325	20	Submersible	1960	na	na	na	na	na
623082	400	1,100	1,370	20	Submersible	1963	na	na	na	na	na
623083	350	820	1,297	20	Submersible	1963	na	na	na	na	na
623084	450	950	1,285	20	Vertical	1963	na	na	na	na	na
623085	500	1,000	1,300	20	Vertical	1963	na	na	na	na	na
na	na	na	na	na	na	na	na	na	na	na	na
na	na	na	na	na	na	na	na	na	na	na	na
na	na	na	na	na	na	na	na	na	na	na	na
na	na	na	na	na	na	na	na	na	na	na	na
na	na	na	na	na	na	na	na	na	na	na	na
na	na	na	na	na	na	na	na	na	na	na	na
na	na	na	na	na	na	na	na	na	na	na	na
na	na	na	na	na	na	na	na	na	na	na	na
na	na	na	na	na	na	na	na	na	na	na	na

Name of system water delivered to:	VALLEY PIONEERS WC, INC
ADWR PCC Number:	91-000326.0000
Source of water delivered to another system	Ground Water

Name of system water received from:	VALLEY PIONEERS WC, INC
ADWR PCC Number:	91-000326.0000
Source of water received	Ground Water
Well registry 55# (55-XXXXXX):	55-623085

Month	Water withdrawn (gallons) ¹	Water sold (gallons) ²	Water delivered (sold) to other systems (gallons) ³	Water received (purchased) from other systems (gallons) ⁴	Estimated authorized use (gallons) ⁵	Purchased Power Expense ⁶	Purchased Power (kWh) ⁷
January	21,184,116	14,278,805	894,841	0	15,244,909	\$24,445	140,593
February	21,281,646	15,131,792	1,004,073	0	16,293,294	17,975	111,532
March	16,831,614	13,471,714	748,783	0	14,208,210	21,456	143,669
April	18,930,270	14,191,706	1,067,979	0	15,481,036	21,728	154,276
May	20,729,190	16,114,944	1,021,226	0	17,239,416	25,032	176,637
June	30,783,246	23,031,168	1,692,810	0	25,529,312	28,323	203,563
July	26,865,174	20,923,935	1,505,754	0	23,137,591	29,024	99,924
August	20,156,084	16,846,330	1,039,401	0	18,173,212	28,327	210,905
September	18,073,890	18,608,362	1,513,642	0	20,587,018	24,618	173,866
October	25,864,518	15,923,716	985,945	0	16,997,224	26,321	187,648
November	16,501,500	12,905,102	786,474	0	13,770,724	25,805	170,453
December	24,105,498	11,759,900	800,447	0	12,724,712	24,908	168,477
Totals	261,396,746	193,187,474	13,861,375	0	209,386,658	\$297,962	1,941,543

If applicable, in the space below please provide a description for all un-metered water use along with amounts:
 na

- 1 Water withdrawn - Total gallons of water withdrawn from pumped sources.
- 2 Water sold - Total gallons from customer meters, and other sales such as construction water.
- 3 Water delivered (sold) to other systems - Total gallons of water delivered to other systems.
- 4 Water received (purchased) from other systems - Total gallons of water purchased/received from other systems.
- 5 Estimated authorized use - Total estimated gallons from authorized metered or unmetered use. Authorized uses such as flushing (mains, services and hydrants) draining/cleaning tanks, process, construction, fire fighting, etc. Non-authorized use (real losses) are service line breaks and leaks, water main breaks, meter inaccuracies and theft.
- 6 Enter the total purchased power costs for the power meters associated with this system.
- 7 Enter the total purchased kWh used by the power meters associated with this system.

Water Utility Plant Description		
Name of the System:	VALLEY PIONEERS WC, INC	
ADEQ Public Water System Number:	AZ0408038	
ADWR PCC Number:	91-000326 0000	

MAINS		
Sizes (inches)	Material	Length (feet)
2.00	PVC	27,984
3.00	PVC	4,680
4.00	PVC	191,332
5.00	na	0
6.00	PVC	185,978
8.00	PVC	24,695
10.00	na	na
12.00	PVC	12,040
6.00	AC/PVC	31,680
na	na	na
na	na	na
na	na	na
na	na	na
na	na	na

CUSTOMER METERS			
Size (inches)	Quantity	Percent over 1,000,000 gallons	Percent over 10 years old
5/8 x 3/4	2,416	na	na
1	20	na	na
1.5	3	na	na
2	3	na	na
3	1	na	na
NA	NA	NA	NA
NA	NA	NA	NA
NA	NA	NA	NA
NA	NA	NA	NA
NA	NA	NA	NA
NA	NA	NA	NA
NA	NA	NA	NA
NA	NA	NA	NA
na	na	na	na
na	na	na	na
na	na	na	na

SERVICE LINES		
Material	Percent of system	Year installed
na	na	na
na	na	na
na	na	na
na	na	na
na	na	na

BOOSTER PUMPS		
Horsepower	GPM	Quantity
20	325	2
25	800	4
30	100	1
300	2,000	1
450	2,000	1

FIRE HYDRANTS	
Type	Quantity
Standard *	49
Other	2

STORAGE TANKS			
Capacity (gallons)	Material	Quantity	Year installed
50,000	Steel	3	na
250,000	Steel	1	na
125,000	Steel	2	na
85,000	Steel	1	na
60,000	Steel	1	na
50,000	Steel	1	na
16,000	Steel	1	na

PRESSURE/BLADDER TANKS			
Capacity (gallons)	Material	Quantity	Year installed
None	0	0	0
None	0	0	0
None	0	0	0
None	0	0	0
None	0	0	0
None	0	0	0
None	0	0	0
None	0	0	0

* A standard fire hydrant has two 2.5 inch hose connection nozzles with 7.5 threads per inch, and one 4.5 inch pumper connection nozzle with 4 threads per inch.

Valley Pioneer's Water Company, Inc.
 Annual Report
 Utility Shutoffs / Disconnects
 12/31/22

Utility Shutoffs / Disconnects	
Name of the System:	VALLEY PIONEERS WC, INC
ADEQ Public Water System Number:	AZ0408038
ADWR PCC Number:	91-000326.0000

Month	Termination without Notice R14-2-410.B	Termination with Notice R14-2-410.C	Other
January	0		0
February	0		0
March	0		0
April	0		0
May	0		0
June	0		0
July	0		0
August	0		0
September	0		0
October	0		0
November	0		0
December	0		0
Total	0	0	0

Other (description):

NA

Instructions: Fill out the Grey Cells with the relevent information. Input 0 or none if there is nothing recorded in that account or there is no applicable information to report.

Valley Pioneer's Water Company, Inc.
Annual Report
Property Taxes
12/31/22

Property Taxes	
Amount of actual property taxes paid during Calendar Year 2021 was	\$56,491

If no property taxes paid, explain why.
na

Instructions: Fill out the Grey Cells with the relevant information. Input 0 or none if there is nothing recorded in that account or there is no applicable information to report.

Verification and Sworn Statement (Taxes)

Verification: State of ARIZONA I, the undersigned of the
(state name)

County of (county name): MOHAVE
Name (owner or official) title: PRESIDENT
Company name: Valley Pioneer's Water Company, Inc.

DO SAY THAT THIS ANNUAL UTILITY PROPERTY TAX AND SALES TAX REPORT TO THE ARIZONA CORPORATION COMMISSION.

FOR THE YEAR ENDING: 12/31/22

HAS BEEN PREPARED UNDER MY DIRECTION, FROM THE ORIGINAL BOOKS, PAPERS AND RECORDS OF SAID UTILITY; THAT I HAVE CAREFULLY EXAMINED THE SAME, AND DECLARE THE SAME TO BE A COMPLETE AND CORRECT STATEMENT OF BUSINESS AND AFFAIRS OF SAID UTILITY FOR THE PERIOD COVERED BY THIS REPORT IN RESPECT TO EACH AND EVERY MATTER AND THING SET FORTH, TO THE BEST OF MY KNOWLEDGE, INFORMATION AND BELIEF.

Sworn Statement: I HEREBY ATTEST THAT ALL PROPERTY TAXES FOR SAID COMPANY ARE CURRENT AND PAID IN FULL.

I HEREBY ATTEST THAT ALL SALES TAXES FOR SAID COMPANY ARE CURRENT AND PAID IN FULL.

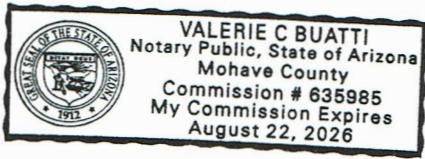
Marc D. [Signature]
signature of owner/official

928-565-4663
telephone no.

SUBSCRIBED AND SWORN TO BEFORE ME A NOTARY PUBLIC
IN AND FOR THE COUNTY

THIS 5th DAY OF Mohave
(county name)
June, 2023
(month) and (year)

MY COMMISSION EXPIRES 8/22/26
(date)



Valerie C Buatti
(signature of notary public)

Verification and Sworn Statement

Verification:

State of ARIZONA I, the undersigned of the
(state name)
County of (county name): MOHAVE
Name (owner or official) title: PRESIDENT
Company name: Valley Pioneer's Water Company, Inc.

DO SAY THAT THIS ANNUAL UTILITY PROPERTY TAX AND SALES TAX REPORT TO THE ARIZONA CORPORATION COMMISSION.

FOR THE YEAR ENDING: 12/31/22

HAS BEEN PREPARED UNDER MY DIRECTION, FROM THE ORIGINAL BOOKS, PAPERS AND RECORDS OF SAID UTILITY; THAT I HAVE CAREFULLY EXAMINED THE SAME, AND DECLARE THE SAME TO BE A COMPLETE AND CORRECT STATEMENT OF BUSINESS AND AFFAIRS OF SAID UTILITY FOR THE PERIOD COVERED BY THIS REPORT IN RESPECT TO EACH AND EVERY MATTER AND THING SET FORTH, TO THE BEST OF MY KNOWLEDGE, INFORMATION AND BELIEF.

Sworn Statement:

IN ACCORDANCE WITH THE REQUIREMENTS OF TITLE 40, ARTICLE 8, SECTION 40-401, ARIZONA REVISED STATUTES, IT IS HEREIN REPORTED THAT THE GROSS OPERATING REVENUE OF SAID UTILITY DERIVED FROM ARIZONA INTRASTATE UTILITY OPERATIONS DURING THE CALENDAR YEAR WAS:

Arizona Intrastate Gross Operating Revenues Only (\$)

\$1,621,014

(The amount in the box above includes

\$82,900 in sales taxes

billed or collected)

Marc D. [Signature]
signature of owner/official

928-565-4663

telephone no.

SUBSCRIBED AND SWORN TO BEFORE ME A NOTARY PUBLIC
IN AND FOR THE COUNTY

THIS

5th


DAY OF

Mohave
(county name)

June 2023
(month) and (year)

MY COMMISSION EXPIRES

8-22-26
(date)



Valerie C Buatti
(signature of notary public)

Verification and Sworn Statement (Residential Revenue)

Verification:

State of ARIZONA I, the undersigned of the
(state name)

County of (county name): MOHAVE
Name (owner or official) title: PRESIDENT
Company name: Valley Pioneer's Water Company, Inc.

DO SAY THAT THIS ANNUAL UTILITY PROPERTY TAX AND SALES TAX REPORT TO THE ARIZONA CORPORATION COMMISSION.

FOR THE YEAR ENDING: 12/31/22

HAS BEEN PREPARED UNDER MY DIRECTION, FROM THE ORIGINAL BOOKS, PAPERS AND RECORDS OF SAID UTILITY; THAT I HAVE CAREFULLY EXAMINED THE SAME, AND DECLARE THE SAME TO BE A COMPLETE AND CORRECT STATEMENT OF BUSINESS AND AFFAIRS OF SAID UTILITY FOR THE PERIOD COVERED BY THIS REPORT IN RESPECT TO EACH AND EVERY MATTER AND THING SET FORTH, TO THE BEST OF MY KNOWLEDGE, INFORMATION AND BELIEF.

Sworn Statement: IN ACCORDANCE WITH THE REQUIREMENTS OF TITLE 40, ARTICLE 8, SECTION 40-401, ARIZONA REVISED STATUTES, IT IS HEREIN REPORTED THAT THE GROSS OPERATING REVENUE OF SAID UTILITY DERIVED FROM ARIZONA INTRASTATE UTILITY OPERATIONS RECEIVED FROM RESIDENTIAL CUSTOMERS DURING THE CALENDAR YEAR WAS:

Arizona Intrastate Gross Operating Revenues Only (\$)

\$1,621,014
(The amount in the box above includes
\$82,900 in sales taxes
billed or collected)

Marc D. Gausman
signature of owner/official

928-565-4663
telephone no.

SUBSCRIBED AND SWORN TO BEFORE ME A NOTARY PUBLIC
IN AND FOR THE COUNTY

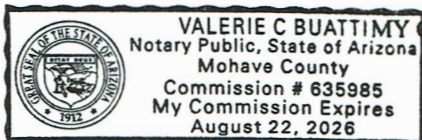
Mohave
(county name)

THIS

5th

DAY OF

June 2023
(month) and (year)



COMMISSION EXPIRES

8-22-26
(date)

Valerie C Buattimy
(signature of notary public)