

ANNUAL REPORT

Of

Company Name: **Valley Pioneer's Water Company, Inc.**
5998 W. Chino Dr.

Mailing Address: Golden Valley AZ
86413

Docket No.: **W-02033A**
For the Year Ended: **12/31/19**

**RECEIVED
BY EMAIL**

8/24/2020 12:50 PM
ARIZONA CORPORATION COMMISSION
UTILITIES DIVISION

WATER UTILITY

To

Arizona Corporation Commission

Due on April 15th

Email: rdelafuente@azcc.gov, mail or deliver the completed Annual Report to:
Arizona Corporation Commission
Compliance Section - Utilities Division
1200 West Washington Street
Phoenix, Arizona 85007

Application Type: **Original Filing**
Application Date: **8/20/2020**

ARIZONA CORPORATION COMMISSION
WATER UTILITY ANNUAL REPORT
Valley Pioneer's Water Company, Inc.
A Class Utility

For the Calendar Year Ended: 12/31/19

Primary Address:
City: State: Zip Code:

Telephone Number:

Date of Original Organization of Utility:

Person to whom correspondence should be addressed concerning this report:

Name:
Telephone No. :
Address:
City: State: Zip Code:
Email:

Name:
Telephone No. :
Address:
City: State: Zip Code:
Email:

Name:
Telephone No. :
Address:
City: State: Zip Code:
Email:

Name:
Telephone No. :
Address:
City: State: Zip Code:
Email:

Name:
Telephone No. :
Address:
City: State: Zip Code:
Email:

Ownership:

Counties Served:

Important changes during the year
--

NO	For those companies not subject to the affiliated interest rules, has there been a change in ownership or direct control during the year?
	If yes, please provide specific details in the box below.
	<div style="border: 1px solid black; height: 60px;"></div>

NO	Has the company been notified by any other regulatory authorities during the year, that they are out of compliance?
	If yes, please provide specific details in the box below.
	<div style="border: 1px solid black; height: 60px;"></div>

VALLEY PIONEERS WATER COMPANY
 Annual Report
 Utility Plant in Service (Water) 12/31/19

Utility Plant in Service (Water)							
Account No.	Description	Beginning Year Original Cost	Current Year	Current Year Retirements	Adjusted Original Cost	Accumulated Depreciation	OCLD (OC less AD)
301	Organization	\$ -	\$ -	\$ -	\$ -	\$ -	\$ -
302	Franchises	-	-	-	-	-	-
303	Land and Land Rights	98,021.00	-	-	98,021.00	-	98,021.00
304	Structures and Improvements	298,161.39	-	-	298,161.39	159,576.43	138,584.96
305	Collecting & Improving Reservoirs	-	-	-	-	-	-
306	Lake, River, Canal Intakes	-	-	-	-	-	-
307	Wells and Springs	906,495.56	-	-	906,495.56	514,500.41	391,995.15
308	Infiltration Galleries	-	-	-	-	-	-
309	Supply Mains	-	-	-	-	-	-
310	Power Generation Equipment	-	-	-	-	-	-
311	Pumping Equipment	658,689.19	-	-	658,689.19	566,983.60	91,705.59
320	Water Treatment Equipment	-	-	-	-	-	-
320.1	Water Treatment Plants	3,741.04	-	-	3,741.04	2,853.01	888.03
320.2	Solution Chemical Feeders	-	-	-	-	-	-
320.3	Point-of-Use Treatment Devices	-	-	-	-	-	-
330	Distribution Reservoirs and Standpipes	-	-	-	-	-	-
330.1	Storage Tanks	392,439.59	-	-	392,439.59	302,942.38	89,497.21
330.2	Pressure Tanks	-	-	-	-	-	-
331	Transmission and Distribution Mains	2,484,280.07	10,338.73	-	2,494,618.80	1,120,280.34	1,374,338.46
333	Services	434,609.79	14,786.44	-	449,396.23	236,827.51	212,568.72
334	Meters and Meter Installations	205,146.39	3,696.61	-	208,843.00	110,623.52	98,219.48
335	Hydrants	22,029.01	-	-	22,029.01	6,014.71	16,014.30
336	Backflow Prevention Devices	-	-	-	-	-	-
339	Other Plant and Misc. Equipment	-	-	-	-	-	-
340	Office Furniture and Equipment	15,755.02	-	-	15,755.02	14,800.37	954.65
340.1	Computer & Software	67,686.71	14,679.84	-	82,366.55	67,403.85	14,962.70
341	Transportation Equipment	228,046.89	47,038.50	-	275,085.39	216,189.54	58,895.85
342	Stores Equipment	-	-	-	-	-	-
343	Tools, Shop and Garage Equipment	29,127.96	-	-	29,127.96	19,834.94	9,293.02
344	Laboratory Equipment	-	-	-	-	-	-
345	Power Operated Equipment	135,892.14	-	-	135,892.14	115,385.56	20,506.58
346	Communication Equipment	-	-	-	-	-	-
347	Miscellaneous Equipment	30,683.92	-	-	30,683.92	6,121.15	24,562.77
348	Other Tangible Plant	-	-	-	-	-	-
	Totals	\$6,010,805.67	\$90,540.12	\$-	\$6,101,345.79	\$3,460,337.32	\$2,641,008.47

Depreciation Expense for the Current Year (Water)								
Account No.	Description	Beginning Year Original Cost	Current Year Additions	Current Year Retirements	Adjusted Original Cost	Fully Depreciated/Non-depreciable Plant	Depreciation Percentages	Depreciation Expense
301	Organization	\$ -	\$ -	-	-	\$ -	0.00%	\$-
302	Franchises	-	-	-	-	-	0.00%	-
303	Land and Land Rights	98,021.00	-	-	98,021.00	98,021.00	0.00%	-
304	Structures and Improvements	298,161.39	-	-	298,161.39	138,584.96	0.38%	10,123.06
305	Collecting & Improving Reservoirs	-	-	-	-	-	0.00%	-
306	Lake, River, Canal Intakes	-	-	-	-	-	0.00%	-
307	Wells and Springs	906,495.56	-	-	906,495.56	391,995.15	1.14%	30,216.52
308	Infiltration Galleries	-	-	-	-	-	0.00%	-
309	Supply Mains	-	-	-	-	-	0.00%	-
310	Power Generation Equipment	-	-	-	-	-	0.00%	-
311	Pumping Equipment	658,689.19	-	-	658,689.19	91,705.59	0.84%	22,238.08
320	Water Treatment Equipment	-	-	-	-	-	0.00%	-
320.1	Water Treatment Plants	3,741.04	-	-	3,741.04	888.03	0.00%	-
320.2	Solution Chemical Feeders	-	-	-	-	-	0.00%	-
320.3	Point-of-Use Treatment Devices	-	-	-	-	-	0.00%	-
330	Distribution Reservoirs and Standpipes	-	-	-	-	-	0.00%	-
330.1	Storage Tanks	392,439.59	-	-	392,439.59	89,497.21	0.33%	8,720.88
330.2	Pressure Tanks	-	-	-	-	-	0.00%	-
331	Transmission and Distribution Mains	2,484,280.07	10,338.73	-	2,494,618.80	1,374,338.46	1.89%	49,930.73
333	Services	434,609.79	14,786.44	-	449,396.23	212,568.72	0.56%	14,801.90
334	Meters and Meter Installations	205,146.39	3,696.61	-	208,843.00	98,219.48	0.22%	5,740.23
335	Hydrants	22,029.01	-	-	22,029.01	16,014.30	0.02%	440.58
336	Backflow Prevention Devices	-	-	-	-	-	0.00%	-
339	Other Plant and Misc. Equipment	-	-	-	-	-	0.00%	-
340	Office Furniture and Equipment	15,755.02	-	-	15,755.02	954.65	0.01%	212.14
340.1	Computer & Software	67,686.71	14,679.84	-	82,366.55	14,962.70	0.18%	4,677.78
341	Transportation Equipment	228,046.89	47,038.50	-	275,085.39	58,895.85	0.91%	23,913.20
342	Stores Equipment	-	-	-	-	-	0.00%	-
343	Tools, Shop and Garage Equipment	29,127.96	-	-	29,127.96	9,293.02	0.04%	1,126.41
344	Laboratory Equipment	-	-	-	-	-	0.00%	-
345	Power Operated Equipment	135,892.14	-	-	135,892.14	20,506.58	0.25%	6,537.63
346	Communication Equipment	-	-	-	-	-	0.00%	-
347	Miscellaneous Equipment	30,683.92	-	-	30,683.92	24,562.77	0.06%	1,534.20
348	Other Tangible Plant	-	-	-	-	-	0.00%	-
	Subtotal	6,010,805.67	90,540.12	-	6,101,345.79	\$2,641,008.47	6.82%	\$180,213.34

Contribution(s) in Aid of Construction (Gross)	\$1,713,571.00
Less: Non-Amortizable Contributions	(\$860,599.00)
Fully Amortized Contributions	\$852,972.00
Amortizable Contributions	\$852,972.00
Times: Proposed Amortization Rate	2.8%
Amortization of CIAC	\$47,979.99

Instructions: Fill out the Grey Cells with the relevant information. Input 0 or none if there is nothing recorded in that account or there is no applicable information to report.

Valley Pioneers Water Company
Annual Report Balance Sheet Assets 12/31/19

Balance Sheet Assets				
	Assets		Balance at Beginning of Year (2019)	Balance at End of Year (2019)
Account No.	Current and Accrued Assets			
131	Cash		10,710	\$ 15,557
134	Working Funds		311,564	395,346
135	Temporary Cash Investments		311,168	307,584
141	Customer Accounts Receivable		107,943	42,162.00
146	Notes Receivable from Associated Companies		-	-
151	Plant Material and Supplies		188,761	639,008
162	Prepayments		-	79,057.00
174	Miscellaneous Current and Accrued Assets		9,787	9,717
	Total Current and Accrued Assets		939,933	1,488,431
Account No.	Fixed Assets			
101	Utility Plant in Service*		6,010,806	6,091,006
103	Property Held for Future Use		-	-
105	Construction Work in Progress		347,520	347,520
108	Accumulated Depreciation (enter as negative)*		(3,280,124)	(3,460,337)
121	Non-Utility Property		-	-
122	Accumulated Depreciation - Non Utility		-	-
	Total Fixed Assets		3,078,202	2,978,189
	Total Assets		4,018,135	\$4,466,620
Instructions: Fill out the Grey Cells with the relevant information. Input 0 or none if there is nothing recorded in that account or there is no applicable information to report.				
*Note these items feed automatically from AR3 UPIS Page 4				

Valley Pioneers Water Company
Annual Report
Balance Sheet Liabilities and Owners Equity

Balance Sheet Liabilities and Owners Equity			
	Liabilities		
		Balance at Beginning of Year (2019)	Balance at End of Year (2019)
Account No.	Current Liabilities		
231	Accounts Payable	\$ 283,170	\$ 133,307
232	Notes Payable (Current Portion)	49,538	55,366
234	Notes Payable to Associated Companies	-	-
235	Customer Deposits	29,198	35,346
236	Accrued Taxes	45,844	56,349
237	Accrued Interest	4,951	5,053
242	Miscellaneous Current and Accrued Liabilities	60,528	152,665
	Total Current Liabilities	473,229	438,086
	Long Term Debt		
224	Long Term Debt (Notes and Bonds)	1,003,294	1,010,678.00
	Deferred Credits		
251	Unamortized Premium on Debt	-	-
252	Advances in Aid of Construction	879,179	784,745
255	Accumulated Deferred Investment Tax Credits	-	-
271	Contributions in Aid of Construction	1,331,900	1,331,900
272	Less: Amortization of Contributions	(812,619)	(812,619)
281	Accumulated Deferred Income Tax	-	-
	Total Deferred Credits	1,398,460	1,304,026
	Total Liabilities	2,874,983	2,752,790
	Capital Accounts		
201	Common Stock Issued	-	-
211	Other Paid-In Capital	-	-
215	Retained Earnings	1,143,152	1,713,830
218	Proprietary Capital (Sole Props and Partnerships)	-	-
	Total Capital	1,143,152	1,713,830
	Total Liabilities and Capital	\$4,018,135	\$4,466,620
Instructions: Fill out the Grey Cells with the relevant information. Input 0 or none if there is nothing recorded in that account or there is no applicable information to report.			
Note: Total liabilities and Capital must match total assets for the beginning and end of the year!			

Valley Pioneers Water Company
Annual Report
Water Comparative Income Statement 12/31/19

Water Comparative Income Statement			
Account No.	Calendar Year	Current Year 01/01/2019 - 12/31/2019	Last Year 01/01/2018 - 12/31/2018
	Operating Revenue		
461	Metered Water Revenue	\$ 1,219,656	\$ 1,250,697
460	Unmetered Water Revenue	156,356	124,055
462	Fire Protection Revenue	-	-
469	Guaranteed Revenues (Surcharges)	-	-
471	Miscellaneous Service Revenues	-	-
474	Other Water Revenue	43,895	33,693
	Total Revenues	1,419,907	1,408,445
	Operating Expenses		
601	Salaries and Wages	368,324	332,097
604	Employee Pensions and Benefits	5,064	-
610	Purchased Water	-	-
615	Purchased Power	228,337	250,842
618	Chemicals	5,313	3,552
620	Materials and Supplies	70,946	101,314
620.1	Repairs and Maintenance	-	-
620.2	Office Supplies and Expense	51,025	45,968
630	Contractual Services	162,370	37,896
631	Contractual Services - Engineering	-	-
632	Contractual Services - Accounting	-	-
633	Contractual Services - Legal	-	-
634	Contractual Services - Management Fees	-	-
635	Contractual Services - Water Testing	7,766	8,491
636	Contractual Services - Other	-	-
640	Rents	-	-
641	Rental of Building/Real Property	6,641	5,657
642	Rental of Equipment	-	-
650	Transportation Expenses	20,632	19,634
657	Insurance - General Liability	17,989	15,548
657.1	Insurance - Health and Life	84,233	94,443
665	Regulatory Commission Expense - Rate	3,136	2,525
670	Bad Debt Expense	28	-
675	Miscellaneous Expense	6,514	8,039
403	Depreciation Expense (From Schedule AR4)	180,213	169,584
408	Taxes Other Than Income	33,116	30,215
408.11	Property Taxes	60,456	76,351
409	Income Taxes	-	-
427.1	Customer Security Deposit Interest	-	-
	Total Operating Expenses	1,312,103	1,202,156
	Operating Income / (Loss)	107,804	206,289
	Other Income / (Expense)		
419	Interest and Dividend Income	832	895
421	Non-Utility Income	128,077	80,722
426	Miscellaneous Non-Utility (Expense)	2	(5,629)
427	Interest (Expense)	(48,721)	(41,667)
	Total Other Income / (Expense)	80,190	34,321
	Net Income / (Loss)	187,994	\$240,610
Instructions: Fill out the Grey Cells with the relevant information. Input 0 or none if there is nothing recorded in that account or there is no applicable information to report.			

Valley Pioneers Water Company
 Annual Report
 Full time equivalent employees 12/31/19

Full time equivalent employees			
	Direct Company	Outside service	Total
President	0		0.0
Vice-president	0		0.0
Manager	1		1.0
Engineering Staff	0		0.0
System Operator(s)	1		1.0
Meter reader	1		1.0
Customer Service	0		0.0
Accounting	1		1.0
Business Office	0		0.0
Rates Department	0		0.0
Administrative Staff	1		1.0
Other	5		5.0
Total	10.0	0.0	10.0

Instructions: Fill out the Grey Cells with the relevant information. Input 0 or none if there is nothing recorded in that account or there is no applicable information to report. A full-time employee is based on 2080 total hours per year. Please calculate partial employees using 2080 hours.

Valley Pioneers Water Company
 Annual Report
 Supplemental Financial Data (Long-Term Debt)
 12/31/19

Supplemental Financial Data (Long-Term Debt)				
	Loan #1	Loan #2	Loan #3	Loan #4
Date Issued	5/2/1991	110/17/2003	1/25/2002	5/3/1999
Source of Loan	USDA-RD 91-06	USDA-RD 91-09	WIFA	NATL BANK OF AZ
ACC Decision No.	na	na	na	na
Reason for Loan	System Improve	System Adds	System Improve	System Improve
Dollar Amt Issued	\$ 250,000	\$ 1,198,000	\$ 120,000	\$ 180,000
Amount Outstanding	106,107.79	849,558.01	26,148.98	57,203.24
Date of Maturity	4/28/2028	9/17/2043	1/1/2022	5/3/2020
Interest Rate	5.88%	4.75%	4.73%	variable
Current Year Interest	6,545.21	41,039.70	1,976.00	-
Current Year Principal	9,714.79	26,532.30	6,005.00	13,636
Meter Deposit Balance at Test Year End:	\$ 42,344			
Meter Deposits Refunded During the Test Year:			\$ 453	
<i>List all bonds, notes, loans, and other types of indebtedness in which the proceeds were used in the provision of public utility service. Indebtedness incurred for personal uses by the owner of the utility should <u>not</u> be listed. Input 0 or none if there is nothing to report for that cell.</i>				

Well and Water Usage

Name of the System: VALLEY PIONEERS WATER COMPANY, INC.									
ADEQ Public Water System Number: pws-08-038									
ADWR PCC Number:									
Well registry 55# (55-XXXXXX)	Pump Horsepower	Pump Yield (gpm)	Casing Depth (feet)	Casing Diameter (inches)	Pump Motor Type **	Year Drilled	Meter Size (inches)	How measured:	Active
610757	60	120	1518	16	Submersible	1963	3		
573000	100	240	1216	12	Submersible	1999	3		
532211	60	100	1290	12	Vertical	1991	3		
623081	450	850	1325	20	Submersible	1960	8		
623082	400	1100	1370	20	Submersible	1963	8		
623083	350	820	1297	20	Submersible	1963	8		
623084	450	950	1285	20	Vertical	1963	8		
623085	500	1000	1300	20	Vertical	1963	8		

Name of system water delivered to:
 ADWR PCC Number:
 Source of water delivered to another system:
 Name of system water received from:
 ADWR PCC Number:
 Source of water received:

Month	Water withdrawn (acre ft) ¹	Water sold (acre ft) ²	Water delivered (sold) to other systems (acre ft) ³	Water received (purchased) from other systems (acre ft) ⁴	Estimated authorized use (acre ft) ⁵	Purchased Power Expense ⁶	Purchased Power (kWh) ⁷
January	58.71	38.95	2.43	0	42.44	19,971.89	128,596
February	43.60	27.05	1.91	0	32.99	16,854.10	124,159
March	45.96	28.35	1.67	0	34.08	16,663.55	144,478
April	54.39	35.38	2.04	0	40.91	17,522.91	152,731
May	60.27	39.11	2.54	0	45.06	18,590.57	162,797
June	81.79	52.55	4.50	0	60.50	17,053.14	206,340
July	80.54	54.74	3.69	0	61.80	17,873.05	238,920
August	91.22	70.70	5.18	0	78.34	29,112.19	206,782
September	71.35	54.61	4.37	0	60.21	12,676.82	188,271
October	71.58	57.55	4.19	0	62.91	20,031.19	171,169
November	49.65	38.49	2.61	0	42.22	19,233.70	137,669
December	39.79	27.88	1.73	0	30.37	17,535.03	64,356
Totals	748.85	525.36	36.86	0	591.83	523,118.14	1,926,268

If applicable, in the space below please provide a description for all un-metered water use along with amounts

Instructions: Fill out the Grey Cells with the relevant information. Input 0 or none if there is nothing recorded in that account or there is no applicable information to report

- 1 Water withdrawn - Total acre feet of water withdrawn from pumped sources.
- 2 Water sold - Total acre feet from customer meters, and other sales such as construction water.
- 3 Water delivered (sold) to other systems - Total acre feet of water delivered to other systems.
- 4 Water received (purchased) from other systems - Total acre feet of water purchased/received from other systems.
- 5 Estimated authorized use - Total estimated acre feet from authorized metered or unmetered use. Authorized uses such as flushing (mains, services and hydrants) draining/cleaning tanks process, construction, fire fighting, etc. Non-authorized use (real losses) are service line breaks and leaks, water main breaks, meter inaccuracies and theft.
- 6 Enter the total purchased power costs for the power meters associated with this system.
- 7 Enter the total purchased kWh used by the power meters associated with this system.

Water Utility Plant Description

Name of the System:	Valley Pioneers Water Company, Inc.
ADEQ Public Water System Number:	PWS-08-038
ADWR PCC Number:	

CUSTOMER METERS	
Size (inches)	Quantity
5/8 X 3/4	2,374
4-Mar	-
1	19
1 1/2	2
Compound 2	3
Turbine 2	12
Compound 3	1
Compound 4	-
Turbine 5	-
Compound 6	-
Turbine 6	-
6+	-

MAINS			
Sizes (inches)	Material	Length (feet)	
2	PVC	27,984	
3	PVC	4,680	
4	PVC	191,332	
5	N/A	-	
6	PVC	184,598	
8	PVC	24,695	
10	N/A	-	
12	PVC	12,040	
6	AC	31,680	

SERVICE LINES	
Material	Percent of system

BOOSTER PUMPS			
Horsepower	GPM	Quantity	
20	325	2	
25	800	4	
30	100	1	
300	2000	1	
450	2000	1	

FIRE HYDRANTS	
Type	Quantity
Standard *	49
Other	2

STORAGE TANKS		
Capacity (gallons)	Material	Quantity
50,000	STEEL	3
250,000	STEEL	1
125,000	STEEL	2
85,000	STEEL	1
60,000	STEEL	1
50,000	STEEL	1
16,000	STEEL	1

PRESSURE/BLADDER TANKS		
Capacity (gallons)	Material	Quantity
NONE		

Instructions: Fill out the Grey Cells with the relevant information. Input 0 or none if there is nothing recorded in that account or there is no applicable information to report. Copy and paste this sheet as many times as is necessary

* A standard fire hydrant has two 2.5 inch hose connection nozzles with 7.5 threads per inch, and one 4.5 inch pumper connection nozzle with 4 threads per inch.

Water Utility Plant Description (Continued)
--

For the following three items, list the utility owned assets in each category for each system.

TREATMENT EQUIPMENT:	CHLORINATION EQUIPMENT AT EACH PDEX3, CHLORINATION EQUIPMENT
STRUCTURES:	1-7,000 SQUARE FOOT WAREHOUSE AND OFFICE BUILDING, 2-500 SQUARE FOOT WAREHOUSES; 1-750 SQUARE FOOT OFFICE BUILDING; 5-120 SQUARE FOOT STATION BUILDINGS
OTHER:	NONE

Provide a calculation used to determine the value of one water equivalent residential connection (ERC).

Use one of the following methods:

- (a) If actual flow data are available from the preceding 12 months, divide the total annual single family residence (SFR) gallons sold by the average number of single family residence customers for the same period and divide the result by 365
- (b) If no historical flow data are available, use:
 $ERC = (\text{Total SFR gallons sold (Omit 000)} / 365 \text{ days} / 350 \text{ gallons per day})$

ERC
 Method used:

Customer and Other Information	
Name of the System:	Valley Pioneers Water Company, Inc.
ADEQ Public Water System Number:	08-038
ADWR PCC Number:	

Month	Number of Customers				
	Single-Family	Multi-Family	Commercial	Turf/Irrigation	Other Non-Residential
January	2436	7	79		4
February	2436	7	79		4
March	2436	7	79		4
April	2436	7	79		4
May	2436	7	79		4
June	2436	7	79		4
July	2436	7	79		4
August	2436	7	79		4
September	2436	7	79		4
October	2436	7	79		4
November	2436	7	79		4
December	2436	7	79		4

If the system has fire hydrants, what is the fire flow requirements? Does the system have chlorination GPM for treatment? hrs.

Does the Company have an ADWR Gallons Per Capita Per Day (GCPCPD) requirement?
If yes, provide the GCPCPD amount:

Is the Water Utility located in an ADWR Active Management Area (AMA)?
If yes, which AMA?

Instructions: Fill out the Grey Cells with the relevant information. Input 0 or none if there is nothing recorded in that account or there is no applicable information to report. Copy and paste this sheet as many times as is necessary

Valley Pioneer's Water Company, Inc.
 Annual Report
 Utility Shutoffs / Disconnects
 12/31/19

Utility Shutoffs / Disconnects	
Name of the System:	0 VALLEY PIONEERS WATER COMPANY
ADEQ Public Water System Number:	08-038
ADWR PCC Number:	

Month	Termination without Notice R14-2-410.B	Termination with Notice R14-2-410.C	Other
January	0	0	0
February	0	0	0
March	0	0	0
April	0	0	0
May	0	0	0
June	0	0	0
July	0	0	0
August	0	0	0
September	0	0	0
October	0	0	0
November	0	0	0
December	0	0	0
Total	0	0	0

Other (description):

Instructions: Fill out the Grey Cells with the relevant information. Input 0 or none if there is nothing recorded in that account or there is no applicable information to report.

Property Taxes	
Amount of actual property taxes paid during Calendar Year 2019 was	59,856.43

If no property taxes paid, explain why.

Instructions: Fill out the Grey Cells with the relevant information. Input 0 or none if there is nothing recorded in that account or there is no applicable information to report.

RECEIVED
BY EMAIL

VALLEY PIONEERS WATER COMPANY, INC.
Annual Report
Verification and Sworn Statement (Taxes)
12/31/19

6/16/2020 2:47 PM
ARIZONA CORPORATION COMMISSION
UTILITIES DIVISION

Verification and Sworn Statement (Taxes)

Verification: State of ARIZONA I, the undersigned of the
(state name)

County of (county name): MOHAVE
Name (owner or official) title: PRESIDENT
Company name: VALLEY PIONEERS WATER COMPANY, INC.

DO SAY THAT THIS ANNUAL UTILITY PROPERTY TAX AND SALES TAX REPORT TO THE ARIZONA CORPORATION COMMISSION.

FOR THE YEAR ENDING: 12/31/19

HAS BEEN PREPARED UNDER MY DIRECTION, FROM THE ORIGINAL BOOKS, PAPERS AND RECORDS OF SAID UTILITY; THAT I HAVE CAREFULLY EXAMINED THE SAME, AND DECLARE THE SAME TO BE A COMPLETE AND CORRECT STATEMENT OF BUSINESS AND AFFAIRS OF SAID UTILITY FOR THE PERIOD COVERED BY THIS REPORT IN RESPECT TO EACH AND EVERY MATTER AND THING SET FORTH, TO THE BEST OF MY KNOWLEDGE, INFORMATION AND BELIEF.

Sworn Statement: I HEREBY ATTEST THAT ALL PROPERTY TAXES FOR SAID COMPANY ARE CURRENT AND PAID IN FULL.

I HEREBY ATTEST THAT ALL SALES TAXES FOR SAID COMPANY ARE CURRENT AND PAID IN FULL.


Marc D. Glauert
signature of owner/official

928-565-4663
telephone no.

SUBSCRIBED AND SWORN TO BEFORE ME A NOTARY PUBLIC
IN AND FOR THE COUNTY

THIS 16th DAY OF MOHAVE
JUNE 2020
(month) and (year)

MY COMMISSION EXPIRES APRIL 26, 2020
(date)

 SUSAN MCCAULEY
NOTARY PUBLIC - ARIZONA
MOHAVE COUNTY
MY COMMISSION EXPIRES
APRIL 26, 2022

Susan McCauley
(signature of notary public)

Verification and Sworn Statement

Verification:

State of ARIZONA 0 I, the undersigned of the
(state name)
County of (county name): 0 MOHAVE
Name (owner or official) title: 0 PRESIDENT
Company name: 0 VALLEY PIONEERS WATER COMPANY, INC.

DO SAY THAT THIS ANNUAL UTILITY PROPERTY TAX AND SALES TAX REPORT TO THE ARIZONA CORPORATION COMMISSION.

FOR THE YEAR ENDING: 12/31/19

HAS BEEN PREPARED UNDER MY DIRECTION, FROM THE ORIGINAL BOOKS, PAPERS AND RECORDS OF SAID UTILITY; THAT I HAVE CAREFULLY EXAMINED THE SAME, AND DECLARE THE SAME TO BE A COMPLETE AND CORRECT STATEMENT OF BUSINESS AND AFFAIRS OF SAID UTILITY FOR THE PERIOD COVERED BY THIS REPORT IN RESPECT TO EACH AND EVERY MATTER AND THING SET FORTH, TO THE BEST OF MY KNOWLEDGE, INFORMATION AND BELIEF.

Sworn Statement: IN ACCORDANCE WITH THE REQUIREMENTS OF TITLE 40, ARTICLE 8, SECTION 40-401, ARIZONA REVISED STATUTES, IT IS HEREIN REPORTED THAT THE GROSS OPERATING REVENUE OF SAID UTILITY DERIVED FROM ARIZONA INTRASTATE UTILITY OPERATIONS DURING THE CALENDAR YEAR WAS:

Arizona Intrastate Gross Operating Revenues Only (\$)

1,419,908

(The amount in the box above includes

78,424 in sales taxes
billed or collected)

**RECEIVED
BY EMAIL**

6/16/2020 2:47 PM

ARIZONA CORPORATION COMMISSION
UTILITIES DIVISION

Marc D. [Signature]
signature of owner/official

928-565-4663

0

telephone no.

SUBSCRIBED AND SWORN TO BEFORE ME A NOTARY PUBLIC
IN AND FOR THE COUNTY

THIS

16th

DAY OF

MOHAVE


(county name)

JUNE 2020

(month) and (year)

MY COMMISSION EXPIRES

APRIL 26, 2020
(date)



[Signature]
(signature of notary public)

Verification and Sworn Statement (Residential Revenue)

Verification:

State of ARIZONA 0 I, the undersigned of the
(state name)

County of (county name): 0 MOHAVE
Name (owner or official) title: 0 PRESIDENT
Company name: 0 VALLEY PIONEERS WATER COMPANY, INC.

DO SAY THAT THIS ANNUAL UTILITY PROPERTY TAX AND SALES TAX REPORT TO THE ARIZONA CORPORATION COMMISSION.

FOR THE YEAR ENDING: 12/31/19

HAS BEEN PREPARED UNDER MY DIRECTION, FROM THE ORIGINAL BOOKS, PAPERS AND RECORDS OF SAID UTILITY; THAT I HAVE CAREFULLY EXAMINED THE SAME, AND DECLARE THE SAME TO BE A COMPLETE AND CORRECT STATEMENT OF BUSINESS AND AFFAIRS OF SAID UTILITY FOR THE PERIOD COVERED BY THIS REPORT IN RESPECT TO EACH AND EVERY MATTER AND THING SET FORTH, TO THE BEST OF MY KNOWLEDGE, INFORMATION AND BELIEF.

Sworn Statement: IN ACCORDANCE WITH THE REQUIREMENTS OF TITLE 40, ARTICLE 8, SECTION 40-401, ARIZONA REVISED STATUTES, IT IS HEREIN REPORTED THAT THE GROSS OPERATING REVENUE OF SAID UTILITY DERIVED FROM ARIZONA INTRASTATE UTILITY OPERATIONS RECEIVED FROM RESIDENTIAL CUSTOMERS DURING THE CALENDAR YEAR WAS:

Arizona Intrastate Gross Operating Revenues Only (\$)

1,419,908

(The amount in the box above includes

78,424 in sales taxes
billed or collected)

**RECEIVED
BY EMAIL**

6/16/2020 2:47 PM

ARIZONA CORPORATION COMMISSION
UTILITIES DIVISION

Mart D Gaus
signature of owner/official

0
telephone no.

SUBSCRIBED AND SWORN TO BEFORE ME A NOTARY PUBLIC
IN AND FOR THE COUNTY


MOHAVE
(county name)

THIS 16th

DAY OF JUNE 2020
(month) and (year)

MY COMMISSION EXPIRES

APRIL 26, 2020
(date)



Susan McCauley
(signature of notary public)

0
Annual Report
Full Gross-up Method for Income Tax Statement of Certification
12/31/19

Full Gross-up Method for Income Tax Statement of Certification

Verification:

State of ARIZONA 0 I, the undersigned of the
(state name)

County of (county name): 0 MOHAVE
Name (owner or official) title: 0 PRESIDENT
Company name: 0 VALLEY PIONEERS WATER COMPANY, INC.

FOR THE YEAR ENDING: 12/31/19

Sworn Statement:

IN ACCORDANCE WITH THE REQUIREMENTS OF DECISION NO. 77084, BECAUSE THE UTILITY REQUIRES THE GROSS UP OF ADVANCES AND CONTRIBUTIONS, I HEREBY STATE THAT THE UTILITY HAS NOT INCURRED NOR IS EXPECTED TO INCUR A NET INCREASE IN CURRENT INCOME TAX EXPENSE OR A DECREASE IN DEFERRED TAX ASSET FOR A CARRY FORWARD ACCORDING TO GAAP IN AN AMOUNT EQUAL TO OR GREATER THAN THE AMOUNT OF THE REQUIRED GROSS UP PAID BY DEVELOPERS IN THE PERIOD COVERED BY THIS ANNUAL REPORT.

**RECEIVED
BY EMAIL**

6/16/2020 2:47 PM
ARIZONA CORPORATION COMMISSION
UTILITIES DIVISION

Mark D Gausman
signature of owner/official
928-565-4663 0
telephone no.

SUBSCRIBED AND SWORN TO BEFORE ME A NOTARY PUBLIC
IN AND FOR THE COUNTY

MOHAVE
(county name)

THIS


16th

DAY OF

JUNE 2020
(month) and (year)

MY COMMISSION EXPIRES

APRIL 26, 2020
(date)



Susan K McCauley
(signature of notary public)