

ANNUAL REPORT

Of

Company Name:
PO Box 85160

Mailing Address: Tucson AZ
85754

Docket No.: W-01431A
For the Year Ended:

RECEIVED
MAY 01 2019
ARIZONA CORP COMMISSION
UTILITIES DIVISION - DIRECTOR'S OFFICE

WATER UTILITY

To

Arizona Corporation Commission

Due on April 15th

Email: rdefuente@azcc.gov, mail or deliver the completed Annual Report to:
Arizona Corporation Commission
Compliance Section - Utilities Division
1200 West Washington Street
Phoenix, Arizona 85007

Application Type:
Application Date:

5-1-19

ARIZONA CORPORATION COMMISSION
WATER UTILITY ANNUAL REPORT
Valle Verde Water Company
A Class Utility

1. For the Calendar Year Ended:

2. Address:
City: State: Zip Code:

3. Telephone Number:

4. Date of Original Organization of Utility:

5. Person to whom correspondence should be addressed concerning this report:

Name:
Telephone No. :
Address:
City: State: Zip Code:
Email:

6. On-Site Manager:

Name:
Telephone No. :
Address:
City: State: Zip Code:
Email:

7. Ownership:

8. Counties Served:

Valle Verde Water Company
Annual Report
Utility Plant in Service (Water)
12/31/18

Utility Plant in Service (Water)							
Account No.	Description	Beginning Year Original Cost	Current Year Additions	Current Year Retirements	Adjusted Original Cost	Accumulated Depreciation	OCLD (OC less AD)
301	Organization	\$0			\$0	\$0	\$0
302	Franchises	125			125	125	0
303	Land and Land Rights	86,093			86,093	0	86,093
304	Structures and Improvements	519,032	(231)		518,801	475,441	43,360
305	Collecting & Improving Reservoirs				0		0
306	Lake, River, Canal Intakes				0		0
307	Wells and Springs	606,177			606,177	330,488	275,689
308	Infiltration Galleries				0		0
309	Supply Mains				0		0
310	Power Generation Equipment				0		0
311	Pumping Equipment	443,189	13,649		456,838	410,454	46,384
320	Water Treatment Equipment				0		0
320.1	Water Treatment Plants	494,917			494,917	110,781	384,136
320.2	Solution Chemical Feeders	345			345	345	0
320.3	Point-of-Use Treatment Devices				0		0
330	Distribution Reservoirs and Standpipes				0		0
330.1	Storage Tanks	604,865	4,270		609,135	298,549	310,586
330.2	Pressure Tanks	82,346			82,346	54,390	27,956
331	Transmission and Distribution Mains	1,664,660	17,464		1,682,124	676,613	1,005,511
333	Services	103,628	3,375		107,003	61,882	45,121
334	Meters and Meter Installations	180,648	18,113		198,761	118,530	80,231
335	Hydrants	77,238	8,459		85,697	36,617	49,080
336	Backflow Prevention Devices	10,739	(241)		10,498	1,050	9,448
339	Other Plant and Misc. Equipment				0		0
340	Office Furniture and Equipment	16,552			16,552	16,552	0
340.1	Computer & Software				0		0
341	Transportation Equipment	19,181	23,905	2,300	40,786	18,122	22,664
342	Stores Equipment				0		0
343	Tools, Shop and Garage Equipment	12,887	525		13,412	12,220	1,192
344	Laboratory Equipment				0		0
345	Power Operated Equipment	44,869			44,869	42,842	2,027
346	Communication Equipment	4,668			4,668	2,101	2,567
347	Miscellaneous Equipment				0		0
348	Other Tangible Plant	139,758			139,758	139,758	0
	Totals	\$5,111,917	\$89,288	\$2,300	\$5,198,905	\$2,806,860	\$2,392,045

Instructions: Fill out the Grey Cells with the relevant information. Input 0 or none if there is nothing recorded in that account or there is no applicable information to report.

Valle Verde Water Company
Annual Report
Depreciation Expense for the Current Year (Water)
12/31/18

Depreciation Expense for the Current Year (Water)								
Account No.	Description	Beginning Year Original Cost	Current Year Additions	Current Year Retirements	Adjusted Original Cost	Fully Depreciated/Non-depreciable Plant	Depreciation Percentages	Depreciation Expense
301	Organization	\$0	\$0	\$0	\$0		0.00%	\$0
302	Franchises	125	0	0	125	125	0.00%	0
303	Land and Land Rights	86,093	0	0	86,093	86,093	0.00%	0
304	Structures and Improvements	519,032	(231)	0	518,801		3.33%	17,272
305	Collecting & Improving Reservoirs	0	0	0	0			0
306	Lake, River, Canal Intakes	0	0	0	0			0
307	Wells and Springs	606,177	0	0	606,177		3.33%	20,186
308	Infiltration Galleries	0	0	0	0			0
309	Supply Mains	0	0	0	0			0
310	Power Generation Equipment	0	0	0	0			0
311	Pumping Equipment	443,189	13,649	0	456,838	292,876	12.50%	19,642
320	Water Treatment Equipment	0	0	0	0			0
320.1	Water Treatment Plants	494,917	0	0	494,917	4,533	3.33%	16,330
320.2	Solution Chemical Feeders	345	0	0	345	345	20.00%	0
320.3	Point-of-Use Treatment Devices	0	0	0	0			0
330	Distribution Reservoirs and Standpipes	0	0	0	0			0
330.1	Storage Tanks	604,865	4,270	0	609,135		2.22%	13,475
330.2	Pressure Tanks	82,346	0	0	82,346		5.00%	4,117
331	Transmission and Distribution Mains	1,664,660	17,464	0	1,682,124		2.00%	33,434
333	Services	103,628	3,375	0	107,003	51,105	3.33%	1,717
334	Meters and Meter Installations	180,648	18,113	0	198,761	93,702	8.33%	7,997
335	Hydrants	77,238	8,459	0	85,697	35,007	2.00%	919
336	Backflow Prevention Devices	10,739	(241)	0	10,498		6.67%	692
339	Other Plant and Misc. Equipment	0	0	0	0			0
340	Office Furniture and Equipment	16,552	0	0	16,552	16,552	6.67%	0
340.1	Computer & Software	0	0	0	0		20.00%	0
341	Transportation Equipment	19,181	23,905	2,300	40,786	16,881	20.00%	2,850
342	Stores Equipment	0	0	0	0			0
343	Tools, Shop and Garage Equipment	12,887	525	0	13,412	12,063	5.00%	54
344	Laboratory Equipment	0	0	0	0			0
345	Power Operated Equipment	44,869	0	0	44,869		5.00%	2,243
346	Communication Equipment	4,668	0	0	4,668		10.00%	467
347	Miscellaneous Equipment	0	0	0	0			0
348	Other Tangible Plant	139,758	0	0	139,758		10.00%	939
	Subtotal	\$5,111,917	\$89,288	\$2,300	\$5,198,905	\$609,282		\$142,335

Contribution(s) in Aid of Construction (Gross)	\$2,345,692
Less: Non Amortizable Contribution(s)	0
Fully Amortized Contribution(s)	0
Amortizable Contribution(s)	\$2,345,692
Times: Proposed Amortization Rate	4.05%
Amortization of CIAC	\$95,042
Less: Amortization of CIAC	\$95,042
DEPRECIATION EXPENSE	\$47,293

Instructions: Fill out the Grey Cells with the relevant information. Input 0 or none if there is nothing recorded in that account or there is no applicable information to report.

Valle Verde Water Company
 Annual Report
 Balance Sheet Assets
 12/31/18

Balance Sheet Assets				
	Assets		Balance at Beginning of Year (2018)	Balance at End of Year (2018)
Account No.	Current and Accrued Assets			
131	Cash		\$186,479	\$163,809
134	Working Funds			
135	Temporary Cash Investments		97,154	99,073
141	Customer Accounts Receivable		19,449	12,611
146	Notes Receivable from Associated Companies			
151	Plant Material and Supplies			
162	Prepayments		712	525
174	Miscellaneous Current and Accrued Assets			
	Total Current and Accrued Assets		\$303,794	\$276,018
Account No.	Fixed Assets			
101	Utility Plant in Service*		\$5,111,917	\$5,198,905
103	Property Held for Future Use			
105	Construction Work in Progress			
108	Accumulated Depreciation (enter as negative)*		(2,666,824)	(2,806,860)
121	Non-Utility Property			
122	Accumulated Depreciation - Non Utility			
	Total Fixed Assets		\$2,445,093	\$2,392,045
	Total Assets		\$2,748,887	\$2,668,063

Instructions: Fill out the Grey Cells with the relevant information. Input 0 or none if there is nothing recorded in that account or there is no applicable information to report.

*Note these items feed automatically from AR3 UPIS Page 3

Valle Verde Water Company
Annual Report
Balance Sheet Liabilities and Owners Equity

Balance Sheet Liabilities and Owners Equity				
	Liabilities		Balance at Beginning of Year (2018)	Balance at End of Year (2018)
Account No.	Current Liabilities			
231	Accounts Payable		\$52,935	\$47,941
232	Notes Payable (Current Portion)			
234	Notes Payable to Associated Companies			
235	Customer Deposits		39,109	38,325
236	Accrued Taxes		8,061	3,679
237	Accrued Interest			
242	Miscellaneous Current and Accrued Liabilities			
	Total Current Liabilities		\$100,105	\$89,945
	Long Term Debt			
224	Long Term Debt (Notes and Bonds)		\$678,731	\$639,862
	Deferred Credits			
251	Unamortized Premium on Debt		\$0	\$0
252	Advances in Aid of Construction		829,971	821,638
255	Accumulated Deferred Investment Tax Credits			
271	Contributions in Aid of Construction		2,348,602	2,345,692
272	Less: Amortization of Contributions		(706,098)	(801,140)
281	Accumulated Deferred Income Tax			
	Total Deferred Credits		\$2,472,475	\$2,366,190
	Total Liabilities		\$3,251,311	\$3,095,997
	Capital Accounts			
201	Common Stock Issued		\$0	\$0
211	Other Paid-In Capital		0	0
215	Retained Earnings		(502,424)	(427,934)
218	Proprietary Capital (Sole Props and Partnerships)		0	0
	Total Capital		(\$502,424)	(\$427,934)
	Total Liabilities and Capital		\$2,748,887	\$2,668,063

Instructions: Fill out the Grey Cells with the relevant information. Input 0 or none if there is nothing recorded in that account or there is no applicable information to report.

Note: Total liabilities and Capital must match total assets for the beginning and end of the year!

Valle Verde Water Company
Annual Report
Water Comparative Income Statement
12/31/18

Water Comparative Income Statement			
Account No.	Calendar Year	Current Year 01/01/2018 - 12/31/2018	Last Year 01/01/2017 - 12/31/2017
	Operating Revenue		
461	Metered Water Revenue	\$559,486	\$589,938
460	Unmetered Water Revenue		
462	Fire Protection Revenue		
469	Guaranteed Revenues (Surcharges)		
471	Miscellaneous Service Revenues		
474	Other Water Revenue	15,336	15,605
	Total Revenues	\$574,822	\$605,543
	Operating Expenses		
601	Salaries and Wages	\$117,346	\$106,643
604	Employee Pensions and Benefits		
610	Purchased Water		
615	Purchased Power	49,269	55,672
618	Chemicals	2,404	4,198
620	Materials and Supplies		385
620.1	Repairs and Maintenance	14,208	18,698
620.2	Office Supplies and Expense	11,595	13,291
630	Contractual Services		
631	Contractual Services -Engineering	695	
632	Contractual Services - Accounting	8,444	2,853
633	Contractual Services - Legal	7,304	6,980
634	Contractual Services - Management Fees	121,343	120,262
635	Contractual Services - Water Testing	6,203	5,615
636	Contractual Services - Other	65	2,500
640	Rents	841	
641	Rental of Building/Real Property		
642	Rental of Equipment		
650	Transportation Expenses	18,133	6,901
657	Insurance - General Liability	10,107	12,093
657.1	Insurance - Health and Life		
665	Regulatory Commission Expense - Rate	8,098	20,091
670	Bad Debt Expense		2,147
675	Miscellaneous Expense	2,240	2,523
403	Depreciation Expense (From Schedule AR4)	47,293	49,655
408	Taxes Other Than Income	10,392	11,801
408.11	Property Taxes	24,400	22,796
409	Income Taxes	15,532	0
427.1	Customer Security Deposit Interest	658	714
	Total Operating Expenses	\$476,570	\$465,818
	Operating Income / (Loss)	\$98,252	\$139,725
	Other Income / (Expense)		
419	Interest and Dividend Income	\$1,919	\$1,216
421	Non-Utility Income	347	0
426	Miscellaneous Non-Utility (Expense)		0
427	Interest (Expense)	(26,029)	(27,527)
	Total Other Income / (Expense)	(\$23,763)	(\$26,311)
	Net Income / (Loss)	\$74,489	\$113,414

Instructions: Fill out the Grey Cells with the relevant information. Input 0 or none if there is nothing recorded in that account or there is no applicable information to report.

Full time equivalent employees

	Direct Company	Outside service	Total
President	0.0		0.0
Vice-president	0.0		0.0
Manager	0.0		0.0
Engineering Staff	0.0	difficult to	#####
System Operator(s)	1.5	determine	#####
Meter reader	0.5	without	#####
Customer Service	0.0	substantial	#####
Accounting	0.0	analysis	#####
Business Office	0.0		0.0
Rates Department	0.0		0.0
Administrative Staff	0.0		0.0
Other	0.0		0.0
Total	2.0	0.0	#####

Instructions: Fill out the Grey Cells with the relevant information. Input 0 or none if there is nothing recorded in that account or there is no applicable information to report. A full-time employee is based on 2080 total hours per year. Please calculate partial employees using 2080 hours.

Valle Verde Water Company
 Annual Report
 Supplemental Financial Data (Long-Term Debt)
 12/31/18

Supplemental Financial Data (Long-Term Debt)				
	Loan #1	Loan #2	Loan #3	Loan #4
Date Issued	6/24/2011			
Source of Loan	WIFA			
ACC Decision No.	71899			
Reason for Loan	Upgrades			
Dollar Amt. Issued	\$1,063,478			
Amount Outstanding	\$639,861			
Date of Maturity	6/1/2031			
Interest Rate	0.94%			
Current Year Interest	\$26,029			
Current Year Principal	\$38,869			

Meter Deposit Balance at Test Year End:	\$11,427
---	----------

Meter Deposits Refunded During the Test Year:	\$625
---	-------

List all bonds, notes, loans, and other types of indebtedness in which the proceeds were used in the provision of public utility service. Indebtedness incurred for personal uses by the owner of the utility should not be listed. Input 0 or none if there is nothing to report for that cell.

Water Utility Plant Description (Continued)

For the following three items, list the utility owned assets in each category for each system.

TREATMENT EQUIPMENT:	3 Chlorinators, GAC system (offline 10/6/15)
-----------------------------	--

STRUCTURES:	12 x 12 foot office, 3 x 5 foot chlorinator room
--------------------	--

OTHER:	N/A
---------------	-----

Instructions: Fill out the Grey Cells with the relevant information. Input 0 or none if there is nothing recorded in that account or there is no applicable information to report. Copy and paste this sheet as many times as is necessary.

Water Utility Plant Description (Continued)

For the following three items, list the utility owned assets in each category for each system.

TREATMENT EQUIPMENT:	
-----------------------------	--

STRUCTURES:	
--------------------	--

OTHER:	N/A
---------------	-----

Instructions: Fill out the Grey Cells with the relevant information. Input 0 or none if there is nothing recorded in that account or there is no applicable information to report. Copy and paste this sheet as many times as is necessary.

Customer and Other Information	
Name of the System:	VALLE VERDE WATER CO
ADEQ Public Water System Number:	AZ0412009
ADWR PCC Number:	91-000593.0000

Month	Number of Customers				
	Single-Family	Multi-Family	Commercial	Turf/Irrigation	Other Non-Residential
January	536	172	73	1	10
February	534	172	73	1	10
March	539	172	73	1	9
April	540	172	73	1	9
May	539	172	74	1	9
June	535	172	74	1	9
July	534	173	74	1	9
August	534	173	74	1	9
September	526	173	73	1	10
October	534	173	71	1	9
November	535	173	71	1	9
December	542	173	70	1	9

Total 798

If the system has fire hydrants, what is the fire flow requirements? GPM for hrs.

Does the system have chlorination treatment?

Does the Company have an ADWR Gallons Per Capita Per Day (GPCPD) requirement?

If yes, provide the GPCPD amount:

Is the Water Utility located in an ADWR Active Management Area (AMA)?

If yes, which AMA?

Instructions: Fill out the Grey Cells with the relevant information. Input 0 or none if there is nothing recorded in that account or there is no applicable information to report. Copy and paste this sheet as many times as is necessary.

Customer and Other Information	
Name of the System:	VALLE VERDE WATER CO LOS
ADEQ Public Water System Number:	AZ0412025
ADWR PCC Number:	91-000819.0000

Month	Number of Customers				
	Single-Family	Multi-Family	Commercial	Turf/Irrigation	Other Non-Residential
January	0	0	6	0	2
February	0	0	6	0	2
March	0	0	6	0	3
April	0	0	6	0	3
May	0	0	5	0	3
June	0	0	5	0	3
July	0	0	5	0	3
August	0	0	5	0	3
September	0	0	6	0	2
October	0	0	8	0	3
November	0	0	8	0	3
December	0	0	9	0	3

Total 12

If the system has fire hydrants, what is the fire flow requirements? GPM for hrs.

Does the system have chlorination treatment?

Does the Company have an ADWR Gallons Per Capita Per Day (GPCPD) requirement?

If yes, provide the GPCPD amount:

Is the Water Utility located in an ADWR Active Management Area (AMA)?

If yes, which AMA?

Instructions: Fill out the Grey Cells with the relevant information. Input 0 or none if there is nothing recorded in that account or there is no applicable information to report. Copy and paste this sheet as many times as is necessary.

Property Taxes	
-----------------------	--

Amount of actual property taxes paid during Calendar Year 2018 was	\$23,598
--	----------

If no property taxes paid, explain why. N/A
--

Instructions: Fill out the Grey Cells with the relevant information. Input 0 or none if there is nothing recorded in that account or there is no applicable information to report.

RECEIVED

MAY 01 2019

ARIZONA CORP COMMISSION
UTILITIES DIVISION - DIRECTOR'S OFFICE

Valle Verde Water Company
Annual Report
Verification and Sworn Statement (Taxes)
12/31/18

Verification and Sworn Statement (Taxes)

Verification: State of Arizona, the undersigned of the
(state name)

County of (county name): Pima
Name (owner or official) title: Bonnie O'Connor
Company name: Valle Verde Water Company

DO SAY THAT THIS ANNUAL UTILITY PROPERTY TAX AND SALES TAX REPORT TO THE ARIZONA CORPORATION COMMISSION.

FOR THE YEAR ENDING: 12/31/18

HAS BEEN PREPARED UNDER MY DIRECTION, FROM THE ORIGINAL BOOKS, PAPERS AND RECORDS OF SAID UTILITY; THAT I HAVE CAREFULLY EXAMINED THE SAME, AND DECLARE THE SAME TO BE A COMPLETE AND CORRECT STATEMENT OF BUSINESS AND AFFAIRS OF SAID UTILITY FOR THE PERIOD COVERED BY THIS REPORT IN RESPECT TO EACH AND EVERY MATTER AND THING SET FORTH, TO THE BEST OF MY KNOWLEDGE, INFORMATION AND BELIEF.

Sworn Statement: I HEREBY ATTEST THAT ALL PROPERTY TAXES FOR SAID COMPANY ARE CURRENT AND PAID IN FULL.

I HEREBY ATTEST THAT ALL SALES TAXES FOR SAID COMPANY ARE CURRENT AND PAID IN FULL.

[Signature]
signature of owner/official


520-623-5172
telephone no.

SUBSCRIBED AND SWORN TO BEFORE ME A NOTARY PUBLIC
IN AND FOR THE COUNTY

THIS 17th DAY OF Pima
(county name)
April 2019
(month) and (year)

MY COMMISSION EXPIRES 5/27/19
(date)

[Signature]
(signature of notary public)



Verification and Sworn Statement

RECEIVED

Verification:

State of Arizona I, the undersigned of the
(state name)

County of (county name): Pima

Name (owner or official) title: Bonnie O'Connor

Company name: Valle Verde Water Company

MAY 01 2019

ARIZONA CORP COMMISSION
UTILITIES DIVISION - DIRECTOR'S OFFICE

DO SAY THAT THIS ANNUAL UTILITY PROPERTY TAX AND SALES TAX REPORT TO THE ARIZONA CORPORATION COMMISSION.

FOR THE YEAR ENDING: 12/31/18

HAS BEEN PREPARED UNDER MY DIRECTION, FROM THE ORIGINAL BOOKS, PAPERS AND RECORDS OF SAID UTILITY; THAT I HAVE CAREFULLY EXAMINED THE SAME, AND DECLARE THE SAME TO BE A COMPLETE AND CORRECT STATEMENT OF BUSINESS AND AFFAIRS OF SAID UTILITY FOR THE PERIOD COVERED BY THIS REPORT IN RESPECT TO EACH AND EVERY MATTER AND THING SET FORTH, TO THE BEST OF MY KNOWLEDGE, INFORMATION AND BELIEF.

Sworn Statement: IN ACCORDANCE WITH THE REQUIREMENTS OF TITLE 40, ARTICLE 8, SECTION 40-401, ARIZONA REVISED STATUTES, IT IS HEREIN REPORTED THAT THE GROSS OPERATING REVENUE OF SAID UTILITY DERIVED FROM ARIZONA INTRASTATE UTILITY OPERATIONS DURING THE CALENDAR YEAR WAS:

Arizona Intrastate Gross Operating Revenues Only (\$)

\$622,182

(The amount in the box above includes

\$47,360 in sales taxes

billed or collected)

Bonnie O'Connor
signature of owner/official


520-623-5172
telephone no.

SUBSCRIBED AND SWORN TO BEFORE ME A NOTARY PUBLIC
IN AND FOR THE COUNTY

THIS 17th DAY OF Pima
(county name)
April 2019
(month) and (year)

MY COMMISSION EXPIRES

5/27/19
(date)



Paul Juhl
(signature of notary public)

Verification and Sworn Statement (Residential Revenue)

Verification:

State of Arizona, the undersigned of the
(state name)

County of (county name): Pima
Name (owner or official) title: Bonnie O'Connor
Company name: Valle Verde Water Company

RECEIVED

MAY 01 2019

ARIZONA CORP COMMISSION
UTILITIES DIVISION - DIRECTOR'S OFFICE

DO SAY THAT THIS ANNUAL UTILITY PROPERTY TAX AND SALES TAX REPORT TO THE ARIZONA CORPORATION COMMISSION.

FOR THE YEAR ENDING: 12/31/18

HAS BEEN PREPARED UNDER MY DIRECTION, FROM THE ORIGINAL BOOKS, PAPERS AND RECORDS OF SAID UTILITY; THAT I HAVE CAREFULLY EXAMINED THE SAME, AND DECLARE THE SAME TO BE A COMPLETE AND CORRECT STATEMENT OF BUSINESS AND AFFAIRS OF SAID UTILITY FOR THE PERIOD COVERED BY THIS REPORT IN RESPECT TO EACH AND EVERY MATTER AND THING SET FORTH, TO THE BEST OF MY KNOWLEDGE, INFORMATION AND BELIEF.

Sworn Statement: IN ACCORDANCE WITH THE REQUIREMENTS OF TITLE 40, ARTICLE 8, SECTION 40-401, ARIZONA REVISED STATUTES, IT IS HEREIN REPORTED THAT THE GROSS OPERATING REVENUE OF SAID UTILITY DERIVED FROM ARIZONA INTRASTATE UTILITY OPERATIONS RECEIVED FROM RESIDENTIAL CUSTOMERS DURING THE CALENDAR YEAR WAS:

Arizona Intrastate Gross Operating Revenues Only (\$)

\$354,859

(The amount in the box above includes

\$28,180 in sales taxes
billed or collected)


signature of owner/official


520-623-5172
telephone no.

SUBSCRIBED AND SWORN TO BEFORE ME A NOTARY PUBLIC
IN AND FOR THE COUNTY

Pima
(county name)

THIS 17th DAY OF April 2019
(month) and (year)

MY COMMISSION EXPIRES 5/27/19
(date)




(signature of notary public)

Company	Valle Verde Water Company	
Docket No.:	W-01431A	
Name of the System:	VALLE VERDE WATER CO	
ADEQ Public Water System Number:	AZ0412009	
ADWR PCC Number:	91-000593.0000	

2018 Utility Shutoffs / Disconnects			
Month	Termination without Notice R14-2-410.B	Termination with Notice R14-2-410.C	Other
January	0	27	0
February	0	21	0
March	0	16	0
April	0	14	0
May	0	19	0
June	0	35	0
July	0	24	0
August	0	26	0
September	0	24	0
October	0	13	0
November	0	26	0
December	0	36	0
Total	0	281	0

Other (description):

N/A

Instructions: Fill out the Grey Cells with the relevant information. Input 0 or none if there is nothing recorded in that account or there is no applicable information to report.