

ANNUAL REPORT

Of

Company Name:
1010 N. Finance Center Dr., Ste 200
Mailing Address: 6375 E. Tanque Verde, Suite 150
Tucson AZ
85710
85715
Docket No.: W-01651B
For the Year Ended:

**RECEIVED
BY EMAIL
3/20/2023, 11:37 AM
ARIZONA CORPORATION COMMISSION
UTILITIES DIVISION**

WATER UTILITY

To

Arizona Corporation Commission

Due on April 15th

Email: Util-Compliance@azcc.gov, mail or deliver the completed Annual Report to:
Arizona Corporation Commission
Compliance Section - Utilities Division
1200 West Washington Street
Phoenix, Arizona 85007

Application Type:
Application Date:

ARIZONA CORPORATION COMMISSION
 WATER UTILITY ANNUAL REPORT
 Vail Water Company
 A Class Utility

For the Calendar Year Ended: 12/31/22

Primary Address:
 City: State: Zip Code:

Telephone Number:

Date of Original Organization of Utility:

Person to whom correspondence should be addressed concerning this report:

Name:
 Telephone No. :
 Address:
 City: State: Zip Code:
 Email:

On-Site Manager

Name:
 Telephone No. :
 Address:
 City: State: Zip Code:
 Email:

Regulatory and Management Contact

Name:
 Telephone No. :
 Address:
 City: State: Zip Code:
 Email:

Statutory Agent

Name:
 Telephone No. :
 Address:
 City: State: Zip Code:
 Email:

Management Contact

Name:
 Telephone No. :
 Address:
 City: State: Zip Code:
 Email:

Ownership:

Counties Served:

Important changes during the year
--

No	For those companies not subject to the affiliated interest rules, has there been a change in ownership or direct control during the year?
	If yes, please provide specific details in the box below.
	No change.

No	Has the company been notified by any other regulatory authorities during the year, that they are out of compliance?
	If yes, please provide specific details in the box below.
	No change.

Utility Plant in Service (Water)							
Account No.	Description	Beginning Year Original Cost	Current Year Additions	Current Year Retirements	Adjusted Original Cost	Accumulated Depreciation	OCLD (OC less AD)
301	Organization	\$0	\$0	\$0	\$0	\$0	\$0
302	Franchises	0	0	0	0	0	0
303	Land and Land Rights	17,750	0	0	17,750	0	17,750
304	Structures and Improvements	398,006	0	0	398,006	241,379	156,627
305	Collecting & Improving Reservoirs	0	0	0	0	0	0
306	Lake, River, Canal Intakes	0	0	0	0	0	0
307	Wells and Springs	1,094,596	0	0	1,094,596	704,927	389,669
308	Infiltration Galleries	0	0	0	0	0	0
309	Supply Mains	1,009,336	0	0	1,009,336	378,201	631,135
310	Power Generation Equipment	0	0	0	0	0	0
311	Pumping Equipment	2,652,297	0	0	2,652,297	1,494,270	1,158,027
320	Water Treatment Equipment	0	0	0	0	0	0
320.1	Water Treatment Plants	0	0	0	0	0	0
320.2	Solution Chemical Feeders	0	0	0	0	0	0
320.3	Point-of-Use Treatment Devices	0	0	0	0	0	0
330	Distribution Reservoirs and Standpipes	0	0	0	0	0	0
330.1	Storage Tanks	1,584,151	0	0	1,584,151	655,005	929,146
330.2	Pressure Tanks	0	0	0	0	0	0
331	Transmission and Distribution Mains	22,017,859	4,108,678	0	26,126,537	6,177,619	19,948,918
333	Services	23,579	0	0	23,579	18,946	4,633
334	Meters and Meter Installations	1,560,989	159,787	62,840	1,657,936	513,552	1,144,384
335	Hydrants	1,044,699	225,872	0	1,270,571	273,463	997,108
336	Backflow Prevention Devices	9,442	0	0	9,442	11,055	(1,613)
339	Other Plant and Misc. Equipment	9,566	0	0	9,566	5,035	4,531
340	Office Furniture and Equipment	47,843	0	0	47,843	30,956	16,887
340.1	Computer & Software	61,212	0	0	61,212	48,514	12,698
341	Transportation Equipment	112,247	0	0	112,247	112,247	0
342	Stores Equipment	0	0	0	0	0	0
343	Tools, Shop and Garage Equipment	15,645	0	0	15,645	16,091	(446)
344	Laboratory Equipment	0	0	0	0	0	0
345	Power Operated Equipment	47,564	0	0	47,564	13,079	34,485
346	Communication Equipment	0	0	0	0	0	0
347	Miscellaneous Equipment	9,656	0	0	9,656	8,772	884
348	Other Tangible Plant	0	0	0	0	0	0
	Totals	\$31,716,437	\$4,494,337	\$62,840	\$36,147,934	\$10,703,111	\$25,444,823

Vail Water Company
Annual Report
Depreciation Expense for the Current Year (Water)
12/31/22

Depreciation Expense for the Current Year (Water)									
Account No.	Description	Beginning Year Original Cost	Current Year Additions	Current Year Retirements	Adjusted Original Cost	Fully Depreciated/Non-depreciable Plant	Depreciable Plant	Depreciation Percentages	Depreciation Expense
301	Organization	\$0	\$0	\$0	\$0	\$0	\$0	0.00%	\$0
302	Franchises	0	0	0	0	0	0	0.00%	0
303	Land and Land Rights	17,750	0	0	17,750	0	17,750	0.00%	0
304	Structures and Improvements	398,006	0	0	398,006	58,449	339,557	3.33%	11,307
305	Collecting & Improving Reservoirs	0	0	0	0	0	0	2.50%	0
306	Lake, River, Canal Intakes	0	0	0	0	0	0	2.50%	0
307	Wells and Springs	1,094,596	0	0	1,094,596	28,383	1,066,213	3.33%	35,505
308	Infiltration Galleries	0	0	0	0	0	0	6.67%	0
309	Supply Mains	1,009,336	0	0	1,009,336	0	1,009,336	2.00%	20,187
310	Power Generation Equipment	0	0	0	0	0	0	5.00%	0
311	Pumping Equipment	2,652,297	0	0	2,652,297	2,010,564	641,733	12.50%	80,217
320	Water Treatment Equipment	0	0	0	0	0	0	0.00%	0
320.1	Water Treatment Plants	0	0	0	0	0	0	3.33%	0
320.2	Solution Chemical Feeders	0	0	0	0	0	0	20.00%	0
320.3	Point-of-Use Treatment Devices	0	0	0	0	0	0	10.00%	0
330	Distribution Reservoirs and Standpipes	0	0	0	0	0	0	0.00%	0
330.1	Storage Tanks	1,584,151	0	0	1,584,151	0	1,584,151	2.22%	35,168
330.2	Pressure Tanks	0	0	0	0	0	0	5.00%	0
331	Transmission and Distribution Mains	22,017,859	4,108,678	0	26,126,537	0	26,126,537	2.00%	481,444
333	Services	23,579	0	0	23,579	12,451	11,128	3.33%	371
334	Meters and Meter Installations	1,560,989	159,787	62,840	1,657,936	630,298	1,027,638	8.33%	81,564
335	Hydrants	1,044,699	225,872	0	1,270,571	0	1,270,571	2.00%	23,153
336	Backflow Prevention Devices	9,442	0	0	9,442	5,777	3,665	6.67%	244
339	Other Plant and Misc. Equipment	9,566	0	0	9,566	6,554	3,012	6.67%	201
340	Office Furniture and Equipment	47,843	0	0	47,843	13,359	34,484	6.67%	2,300
340.1	Computer & Software	61,212	0	0	61,212	19,453	41,759	20.00%	8,352
341	Transportation Equipment	112,247	0	0	112,247	112,247	0	20.00%	0
342	Stores Equipment	0	0	0	0	0	0	4.00%	0
343	Tools, Shop and Garage Equipment	15,645	0	0	15,645	2,545	13,100	5.00%	655
344	Laboratory Equipment	0	0	0	0	0	0	10.00%	0
345	Power Operated Equipment	47,564	0	0	47,564	0	47,564	5.00%	2,378
346	Communication Equipment	0	0	0	0	0	0	10.00%	0
347	Miscellaneous Equipment	9,656	0	0	9,656	5,190	4,466	10.00%	447
348	Other Tangible Plant	0	0	0	0	0	0	0.00%	0
	Subtotal	\$31,716,437	\$4,494,337	\$62,840	\$36,147,934	\$2,905,270	\$33,242,664		\$783,492

Contribution(s) in Aid of Construction (Gross)	\$28,192,613
Less: Non Amortizable Contribution(s)	0
Fully Amortized Contribution(s)	3,733,871
Amortizable Contribution(s)	<u>\$24,458,742</u>
Times: Proposed Amortization Rate	2.36%
Amortization of CIAC	\$576,465

Less: Amortization of CIAC \$576,465

DEPRECIATION EXPENSE **\$207,027**

Vail Water Company
Annual Report
Balance Sheet Assets
12/31/22

Balance Sheet Assets				
	Assets		Balance at Beginning of Year (2022)	Balance at End of Year (2022)
Account No.	Current and Accrued Assets			
131	Cash		\$590,018	\$378,755
134	Working Funds		0	0
135	Temporary Cash Investments		3,593,226	3,743,172
141	Customer Accounts Receivable		352,995	366,111
146	Notes Receivable from Associated Companies		0	0
151	Plant Material and Supplies		0	0
162	Prepayments		1,589,402	1,615,043
174	Miscellaneous Current and Accrued Assets		33,000	33,000
	Total Current and Accrued Assets		\$6,158,641	\$6,136,081
Account No.	Fixed Assets			
101	Utility Plant in Service*		\$31,716,437	\$36,147,934
103	Property Held for Future Use		0	0
105	Construction Work in Progress		0	0
108	Accumulated Depreciation (enter as negative)*		(9,974,583)	(10,703,111)
121	Non-Utility Property		138,116	138,116
122	Accumulated Depreciation - Non Utility		(134,616)	(134,616)
	Total Fixed Assets		\$21,745,354	\$25,448,323
	Total Assets		\$27,903,995	\$31,584,404

*Note these items feed automatically from AR3 UPIS Page 4

Vail Water Company
Annual Report
Balance Sheet Liabilities and Owners Equity

Balance Sheet Liabilities and Owners Equity				
	Liabilities		Balance at Beginning of Year (2022)	Balance at End of Year (2022)
Account No.	Current Liabilities			
231	Accounts Payable		\$171,815	\$57,122
232	Notes Payable (Current Portion)		0	0
234	Notes Payable to Associated Companies		0	0
235	Customer Deposits		627,042	609,470
236	Accrued Taxes		0	0
237	Accrued Interest		0	0
242	Miscellaneous Current and Accrued Liabilities		0	0
	Total Current Liabilities		\$798,857	\$666,592
	Long Term Debt			
224	Long Term Debt (Notes and Bonds)		\$0	\$0
	Deferred Credits			
251	Unamortized Premium on Debt		\$0	\$0
252	Advances in Aid of Construction		11,743,320	15,998,475
255	Accumulated Deferred Investment Tax Credits		0	0
271	Contributions in Aid of Construction		12,060,576	12,194,138
272	Less: Amortization of Contributions		(3,733,871)	(4,310,336)
281	Accumulated Deferred Income Tax		0	0
	Total Deferred Credits		\$20,070,025	\$23,882,277
	Total Liabilities		\$20,868,882	\$24,548,869
	Capital Accounts			
201	Common Stock Issued		\$638,099	\$638,099
211	Other Paid-In Capital		2,445,314	2,445,314
215	Retained Earnings		3,951,700	3,952,122
218	Proprietary Capital (Sole Props and Partnerships)		0	0
	Total Capital		\$7,035,113	\$7,035,535
	Total Liabilities and Capital		\$27,903,995	\$31,584,404

Note: Total liabilities and Capital must match total assets for the beginning and end of the year!

Vail Water Company
Annual Report
Water Comparative Income Statement
12/31/22

Water Comparative Income Statement			
Account No.	Calendar Year	Current Year	Last Year
		01/01/2022 -	01/01/2021 - 12/31/2021
	Operating Revenue		
461	Metered Water Revenue	\$2,996,970	\$2,923,049
460	Unmetered Water Revenue	0	0
462	Fire Protection Revenue	0	0
469	Guaranteed Revenues (Surcharges)	0	0
471	Miscellaneous Service Revenues	0	0
474	Other Water Revenue	1,424,551	1,247,875
	Total Revenues	\$4,421,521	\$4,170,924
	Operating Expenses		
601	Salaries and Wages	\$408,090	\$391,394
604	Employee Pensions and Benefits	8,632	8,115
610	Purchased Water	1,171,527	1,285,434
615	Purchased Power	168,862	154,575
618	Chemicals	0	333
620	Materials and Supplies	0	0
620.1	Repairs and Maintenance	136,487	101,248
620.2	Office Supplies and Expense	83,265	88,985
630	Contractual Services	0	0
631	Contractual Services - Engineering	(14,489)	61,187
632	Contractual Services - Accounting	20,418	20,015
633	Contractual Services - Legal	890	1,158
634	Contractual Services - Management Fees	201,122	187,649
635	Contractual Services - Water Testing	37,497	9,135
636	Contractual Services - Other	62,765	60,499
640	Rents	9,302	10,125
641	Rental of Building/Real Property	0	0
642	Rental of Equipment	0	0
650	Transportation Expenses	33,235	24,454
657	Insurance - General Liability	7,579	49,904
657.1	Insurance - Health and Life	55,597	10,788
665	Regulatory Commission Expense - Rate	15,807	13,814
670	Bad Debt Expense	5,115	9,118
675	Miscellaneous Expense	22,548	17,186
403	Depreciation Expense (From Schedule AR4)	207,027	229,750
408	Taxes Other Than Income	0	0
408.11	Property Taxes	200,730	199,543
409	Income Taxes	0	0
427.1	Customer Security Deposit Interest	10,143	6,834
	Total Operating Expenses	\$2,852,149	\$2,941,243
	Operating Income / (Loss)	\$1,569,372	\$1,229,681
	Other Income / (Expense)		
419	Interest and Dividend Income	\$16,370	\$21,389
421	Non-Utility Income	114,681	108,336
426	Miscellaneous Non-Utility (Expense)	0	0
427	Interest (Expense)	0	0
	Total Other Income / (Expense)	\$131,051	\$129,725
	Net Income / (Loss)	\$1,700,423	\$1,359,406

Vail Water Company
 Annual Report
 Full time equivalent employees
 12/31/22

Full time equivalent employees

	Direct Company	Allocated	Outside service	Total
President	0.0	0.0	0.0	0.0
Vice-president	0.0	0.0	0.0	0.0
Manager	0.0	0.0	0.0	0.0
Engineering Staff	0.0	0.0	0.0	0.0
System Operator(s)	1.0	0.0	0.0	1.0
Meter reader	3.0	0.0	0.0	3.0
Customer Service	2.0	0.0	0.0	2.0
Accounting	0.0	0.0	0.0	0.0
Business Office	0.0	0.0	0.0	0.0
Rates Department	0.0	0.0	0.0	0.0
Administrative Staff	0.5	0.0	0.0	0.5
Other	0.0	0.0	0.0	0.0
Total	6.5	0.0	0.0	6.5

Supplemental Financial Data (Long-Term Debt)				
	Loan #1	Loan #2	Loan #3	Loan #4
Date Issued	None	None	None	None
Source of Loan	None	None	None	None
ACC Decision No.	None	None	None	None
Reason for Loan	None	None	None	None
Dollar Amt. Issued	None	None	None	None
Amount Outstanding	None	None	None	None
Date of Maturity	None	None	None	None
Interest Rate	None	None	None	None
Current Year Interest	None	None	None	None
Current Year Principal	None	None	None	None

Meter Deposit Balance at Test Year End:	\$609,470
---	-----------

Meter Deposits Refunded During the Test Year:	\$190,090
---	-----------

<i>List all bonds, notes, loans, and other types of indebtedness in which the proceeds were used in the provision of public utility service. Indebtedness incurred for personal uses by the owner of the utility should <u>not</u> be listed. Input 0 or none if there is nothing to report for that cell.</i>
--

Well and Water Usage

Name of the System: VAIL WATER COMPANY											
ADEQ Public Water System Number: AZ0410041											
ADWR PCC Number: 91-000417.0000											
Well registry 55# (55-XXXXXX):	Pump Horsepower	Pump Yield (gpm)	Casing Depth (feet)	Casing Diameter (inches)	Pump Motor Type **	Year Drilled	Water level 2011	Water level 2021	Meter Size (inches)	How measured:	Active
55-087813 (7)	0	0	0	0	0	0	0	0	0	N/A	No
55-087814 (5)	300	975	924	14	Turbine	1981	523	539	8	Metered	Yes
55-087815 (4)	0	0	0	0	0	0	0	0	0	N/A	No
55-087816 (8)	125	550	845	12	Turbine	1981	457	473	10	Metered	Yes
55-087817 (6)	125	700	759	14	Turbine	1981	470	469	8	Metered	Yes
55-602949 (1)	0	0	0	0	0	0	0	0	0	N/A	No
55-625703 (3)	100	600	614	12	Turbine	1974	408	386	8	Metered	Yes
55-625704 (2)	0	0	0	0	0	0	0	0	0	N/A	No
NA	NA	NA	NA	NA	NA	NA	NA	NA	NA	N/A	No
NA	NA	NA	NA	NA	NA	NA	NA	NA	NA	N/A	No
NA	NA	NA	NA	NA	NA	NA	NA	NA	NA	N/A	No
NA	NA	NA	NA	NA	NA	NA	NA	NA	NA	N/A	No
NA	NA	NA	NA	NA	NA	NA	NA	NA	NA	N/A	No
NA	NA	NA	NA	NA	NA	NA	NA	NA	NA	N/A	No
NA	NA	NA	NA	NA	NA	NA	NA	NA	NA	N/A	No
NA	NA	NA	NA	NA	NA	NA	NA	NA	NA	N/A	No
NA	NA	NA	NA	NA	NA	NA	NA	NA	NA	N/A	No

Name of system water delivered to:	NA
ADWR PCC Number:	#N/A
Source of water delivered to another system	NA

Name of system water received from:	TUCSON, CITY OF
ADWR PCC Number:	91-000439.0000
Source of water received	CAP
Well registry 55# (55-XXXXXX):	55-217513

Month	Water withdrawn (gallons) ¹	Water sold (gallons) ²	Water delivered (sold) to other systems (gallons) ³	Water received (purchased) from other systems (gallons) ⁴	Estimated authorized use (gallons) ⁵	Purchased Power Expense ⁶	Purchased Power (kWh) ⁷
January	1,824,000.00	30,837,605.00	5,941,430.00	33,024,200.00	188,042.00	\$6,323	20,798
February	2,524,000.00	30,906,118.00	8,494,040.00	34,621,180.00	658,155.00	6,511	27,534
March	4,741,000.00	38,911,689.00	11,248,240.00	37,352,876.00	8,155.00	7,795	35,433
April	9,112,000.00	42,712,919.00	14,856,890.00	36,328,116.00	38,155.00	10,230	57,466
May	10,214,000.00	41,916,574.00	21,122,880.00	40,553,568.00	158,155.00	13,523	74,476
June	17,297,000.00	53,901,071.00	25,641,290.00	36,779,908.00	849,949.00	21,494	106,524
July	15,304,000.00	46,851,111.00	22,372,000.00	36,956,436.00	150,000.00	24,832	125,687
August	8,268,000.00	38,200,328.00	1,568,000.00	34,267,376.00	286,310.00	19,063	90,942
September	9,873,000.00	38,009,113.00	8,814,000.00	32,181,952.00	108,000.00	8,896	39,116
October	8,793,000.00	34,617,302.00	16,125,000.00	35,842,664.00	232,655.00	13,181	55,525
November	9,533,000.00	39,091,778.00	8,122,000.00	32,552,212.00	674,036.00	11,340	63,948
December	6,927,000.00	32,981,676.00	0.00	29,786,108.00	8,155.00	9,950	51,057
Totals	104,410,000.00	468,937,284.00	144,305,770.00	420,246,596.00	3,359,767.00	\$153,139	748,506

If applicable, in the space below please provide a description for all un-metered water use along with amounts:
 N/A

¹ Water withdrawn - Total gallons of water withdrawn from pumped sources.
² Water sold - Total gallons from customer meters, and other sales such as construction water.
³ Water delivered (sold) to other systems - Total gallons of water delivered to other systems.
⁴ Water received (purchased) from other systems - Total gallons of water purchased/received from other systems.
⁵ Estimated authorized use - Total estimated gallons from authorized metered or unmetered use. Authorized uses such as flushing (mains, services and hydrants) draining/cleaning tanks, process, construction, fire fighting, etc. Non-authorized use (real losses) are service line breaks and leaks, water main breaks, meter inaccuracies and theft.
⁶ Enter the total purchased power costs for the power meters associated with this system.
⁷ Enter the total purchased kWh used by the power meters associated with this system.

Water Utility Plant Description		
Name of the System:	VAIL WATER COMPANY	
ADEQ Public Water System Number:	AZ0410041	
ADWR PCC Number:	91-000417.0000	

MAINS		
Sizes (inches)	Material	Length (feet)
2.00	Galvanized	8,456
3.00	0	0
4.00	PVC/Asbestos	47,624
5.00	0	0
6.00	PVC/Asbestos	168,091
8.00	PVC/Asbestos	285,998
10.00	PVC/Asbestos	16,918
12.00	PVC/Asbestos	142,596
16.00	PVC/Asbestos	9,743
0.00	0	0
0.00	0	0
0.00	0	0
0.00	0	0
0.00	0	0

CUSTOMER METERS			
Size (inches)	Quantity	Percent over 1,000,000 gallons	Percent over 10 years old
5/8 X 3/4"	5,539	36%	66%
3/4"	601	9%	18%
3"	311	89%	58%
2"	49	65%	67%
1"	47	42%	51%
1 1/2"	26	38%	80%
0	0	0%	0%
0	0	0%	0%
0	0	0%	0%
0	0	0%	0%
0	0	0%	0%
0	0	0%	0%
0	0	0%	0%
0	0	0%	0%
0	0	0%	0%
0	0	0%	0%
0	0	0%	0%
0	0	0%	0%
0	0	0%	0%
0	0	0%	0%
0	0	0%	0%
0	0	0%	0%

SERVICE LINES			
Material	Percent of system	Year installed	
Copper	100%	0	
0	0%	0	
0	0%	0	
0	0%	0	
0	0%	0	

BOOSTER PUMPS			
Horsepower	GPM	Quantity	
10	0	3	
20	0	6	
25	0	4	
30	0	7	
50	0	2	

FIRE HYDRANTS	
Type	Quantity
Standard *	669
Other	2

STORAGE TANKS				
Capacity (gallons)	Material	Quantity	Year installed	
100,000	Steel	1	99-20	
290,000	Steel	1	99-20	
500,000	Steel	2	99-20	
550,000	Steel	1	99-20	
600,000	Steel	1	99-20	
0	0	0	0	

PRESSURE/BLADDER TANKS			
Capacity (gallons)	Material	Quantity	Year installed
5,000	Steel	13	2000, 2002
0	0	0	na
0	0	0	na
0	0	0	na
0	0	0	na
0	0	0	na
0	0	0	na

* A standard fire hydrant has two 2.5 inch hose connection nozzles with 7.5 threads per inch, and one 4.5 inch pumper connection nozzle with 4 threads per inch.

Water Utility Plant Description (Continued)
--

For the following three items, list the utility owned assets in each category for each system.

TREATMENT EQUIPMENT:	100% CAP water received directly from City of Tucson already chlorinated. 1.02% residual of calcium hypochloride.
-----------------------------	---

STRUCTURES:	Administrative office 57x35 steel building
--------------------	--

OTHER:	None
---------------	------

Provide a calculation used to determine the value of one water equivalent residential connection (ERC).

Use one of the following methods:

- (a) If actual flow data are available from the preceding 12 months, divide the total annual single family residence (SFR) gallons sold by the average number of single family residence customers for the same period and divide the result by 365
- (b) If no historical flow data are available, use:
 $ERC = (\text{Total SFR gallons sold (Omit 000)} / 365 \text{ days} / 350 \text{ gallons per day})$

ERC	3
Method used:	(b)

Customer and Other Information	
Name of the System:	VAIL WATER COMPANY
ADEQ Public Water System Number:	AZ0410041
ADWR PCC Number:	91-000417.0000

Month	Number of Customers				Other Non-Residential
	Single-Family	Multi-Family	Commercial	Turf/Irrigation	
January	5,735	0	64	64	57
February	5,738	0	64	64	56
March	5,914	0	64	66	58
April	5,942	0	64	64	55
May	5,971	0	65	64	58
June	5,947	0	65	68	58
July	5,995	0	64	68	60
August	5,997	0	64	69	57
September	6,024	0	64	69	57
October	6,016	0	64	68	60
November	6,038	0	65	68	59
December	6,050	0	65	68	59

If the system has fire hydrants, what is the fire flow requirements? GPM for hrs.

Does the system have chlorination treatment?

Does the Company have an ADWR Gallons Per Capita Per Day (GPCPD) requirement?
 If yes, provide the GPCPD amount:

Is the Water Utility located in an ADWR Active Management Area (AMA)?
 If yes, which AMA?

What is the present system connection capacity (in ERCs *) using existing lines?

What is the future system connection capacity (in ERCs *) upon service area buildout?

Describe any plans and estimated completion dates for any enlargements or improvements of this system.

* an ERC is based on the calculation on the bottom of AR9 page 12.

Vail Water Company
 Annual Report
 Utility Shutoffs / Disconnects
 12/31/22

Utility Shutoffs / Disconnects	
Name of the System:	VAIL WATER COMPANY
ADEQ Public Water System Number:	AZ0410041
ADWR PCC Number:	91-000417.0000

Month	Termination without Notice R14-2-410.B	Termination with Notice R14-2-410.C	Other
January	0	48	0
February	0	62	0
March	0	36	0
April	0	4	0
May	0	39	0
June	0	16	0
July	0	40	0
August	0	54	0
September	0	35	0
October	0	42	0
November	0	45	0
December	0	29	0
Total	0	450	0

Other (description):

None.

Instructions: Fill out the Grey Cells with the relevant information. Input 0 or none if there is nothing recorded in that account or there is no applicable information to report.

Vail Water Company
Annual Report
Property Taxes
12/31/22

Property Taxes	
Amount of actual property taxes paid during Calendar Year 2021 was	\$200,041

If no property taxes paid, explain why. N/A
--

Instructions: Fill out the Grey Cells with the relevant information. Input 0 or none if there is nothing recorded in that account or there is no applicable information to report.

Verification and Sworn Statement (Taxes)

Verification: State of Arizona I, the undersigned of the
(state name)

County of (county name): Pima
Name (owner or official) title: CHRISTOPHER T. VOLPE
Company name: Vail Water Company

DO SAY THAT THIS ANNUAL UTILITY PROPERTY TAX AND SALES TAX REPORT TO THE ARIZONA CORPORATION COMMISSION.

FOR THE YEAR ENDING: 12/31/22

HAS BEEN PREPARED UNDER MY DIRECTION, FROM THE ORIGINAL BOOKS, PAPERS AND RECORDS OF SAID UTILITY; THAT I HAVE CAREFULLY EXAMINED THE SAME, AND DECLARE THE SAME TO BE A COMPLETE AND CORRECT STATEMENT OF BUSINESS AND AFFAIRS OF SAID UTILITY FOR THE PERIOD COVERED BY THIS REPORT IN RESPECT TO EACH AND EVERY MATTER AND THING SET FORTH, TO THE BEST OF MY KNOWLEDGE, INFORMATION AND BELIEF.

Sworn Statement: I HEREBY ATTEST THAT ALL PROPERTY TAXES FOR SAID COMPANY ARE CURRENT AND PAID IN FULL.

I HEREBY ATTEST THAT ALL SALES TAXES FOR SAID COMPANY ARE CURRENT AND PAID IN FULL.

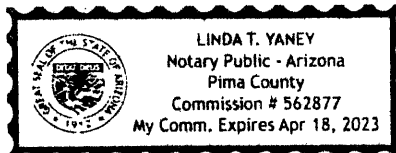
Christopher T. Volpe
signature of owner/official

520-571-1958 X 7105
telephone no.

SUBSCRIBED AND SWORN TO BEFORE ME A NOTARY PUBLIC
IN AND FOR THE COUNTY

THIS 20th DAY OF Pima
(county name)
March 2023
(month) and (year)

MY COMMISSION EXPIRES 4/18/23
(date)



Linda T. Yaney
(signature of notary public)

Verification and Sworn Statement

Verification:

State of Arizona I, the undersigned of the
(state name)
County of (county name): Pima
Name (owner or official) title: CHRISTOPHER T. VOLPE
Company name: Vail Water Company

DO SAY THAT THIS ANNUAL UTILITY PROPERTY TAX AND SALES TAX REPORT TO THE ARIZONA CORPORATION COMMISSION.

FOR THE YEAR ENDING: 12/31/22

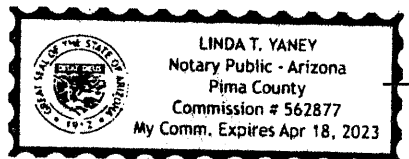
HAS BEEN PREPARED UNDER MY DIRECTION, FROM THE ORIGINAL BOOKS, PAPERS AND RECORDS OF SAID UTILITY; THAT I HAVE CAREFULLY EXAMINED THE SAME, AND DECLARE THE SAME TO BE A COMPLETE AND CORRECT STATEMENT OF BUSINESS AND AFFAIRS OF SAID UTILITY FOR THE PERIOD COVERED BY THIS REPORT IN RESPECT TO EACH AND EVERY MATTER AND THING SET FORTH, TO THE BEST OF MY KNOWLEDGE, INFORMATION AND BELIEF.

Sworn Statement: IN ACCORDANCE WITH THE REQUIREMENTS OF TITLE 40, ARTICLE 8, SECTION 40-401, ARIZONA REVISED STATUTES, IT IS HEREIN REPORTED THAT THE GROSS OPERATING REVENUE OF SAID UTILITY DERIVED FROM ARIZONA INTRASTATE UTILITY OPERATIONS DURING THE CALENDAR YEAR WAS:

Arizona Intrastate Gross Operating Revenues Only (\$)
\$4,339,487
(The amount in the box above includes
\$249,597 in sales taxes
billed or collected)

Christopher T. Volpe
signature of owner/official
520-571-1958 X 7105
telephone no.

SUBSCRIBED AND SWORN TO BEFORE ME A NOTARY PUBLIC
IN AND FOR THE COUNTY Pima
(county name)
THIS 20th DAY OF March 2023
(month) and (year)
MY COMMISSION EXPIRES 4/18/23
(date)



Linda T. Yaney
(signature of notary public)

Verification and Sworn Statement (Residential Revenue)

Verification:

State of Arizona I, the undersigned of the
(state name)

County of (county name): Pima
Name (owner or official) title: CHRISTOPHER T. VOLPE
Company name: Vail Water Company

DO SAY THAT THIS ANNUAL UTILITY PROPERTY TAX AND SALES TAX REPORT TO THE ARIZONA CORPORATION COMMISSION.

FOR THE YEAR ENDING: 12/31/22

HAS BEEN PREPARED UNDER MY DIRECTION, FROM THE ORIGINAL BOOKS, PAPERS AND RECORDS OF SAID UTILITY; THAT I HAVE CAREFULLY EXAMINED THE SAME, AND DECLARE THE SAME TO BE A COMPLETE AND CORRECT STATEMENT OF BUSINESS AND AFFAIRS OF SAID UTILITY FOR THE PERIOD COVERED BY THIS REPORT IN RESPECT TO EACH AND EVERY MATTER AND THING SET FORTH, TO THE BEST OF MY KNOWLEDGE, INFORMATION AND BELIEF.


Sworn Statement: IN ACCORDANCE WITH THE REQUIREMENTS OF TITLE 40, ARTICLE 8, SECTION 40-401, ARIZONA REVISED STATUTES, IT IS HEREIN REPORTED THAT THE GROSS OPERATING REVENUE OF SAID UTILITY DERIVED FROM ARIZONA INTRASTATE UTILITY OPERATIONS RECEIVED FROM RESIDENTIAL CUSTOMERS DURING THE CALENDAR YEAR WAS:

Arizona Intrastate Gross Operating Revenues Only (\$)

\$2,754,641

(The amount in the box above includes

\$206,604 in sales taxes
billed or collected)


signature of owner/official

520-571-1958 X 7105

telephone no.

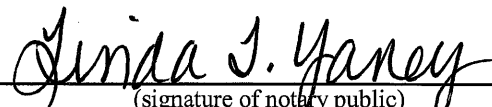
SUBSCRIBED AND SWORN TO BEFORE ME A NOTARY PUBLIC
IN AND FOR THE COUNTY

Pima
(county name)

THIS 20th

DAY OF March 2023
(month) and (year)

MY COMMISSION EXPIRES 4/18/23
(date)


(signature of notary public)

Self-pay Method for Income Tax Statement of Certification

Verification:


State of Arizona I, the undersigned of the
(state name)

County of (county name): Pima
Name (owner or official) title: CHRISTOPHER T. VOLPE
Company name: Vail Water Company

FOR THE YEAR ENDING: 12/31/22

Sworn Statement:

IN ACCORDANCE WITH THE REQUIREMENTS OF DECISION NO. 77084, BECAUSE THE UTILITY REQUIRES THE GROSS UP OF ADVANCES AND CONTRIBUTIONS, I HEREBY STATE THAT THE UTILITY HAS INCURRED OR IS EXPECTED TO INCUR A NET INCREASE IN CURRENT INCOME TAX EXPENSE OR A DECREASE IN DEFERRED TAX ASSET FOR A CARRY FORWARD ACCORDING TO GAAP IN AN AMOUNT EQUAL TO OR GREATER THAN THE AMOUNT OF THE REQUIRED GROSS UP PAID BY DEVELOPERS IN THE PERIOD COVERED BY THIS ANNUAL REPORT.

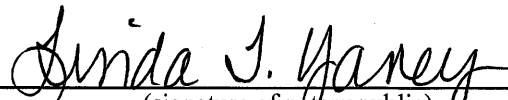

signature of owner/official

520-571-1958 X 7105
telephone no.

SUBSCRIBED AND SWORN TO BEFORE ME A NOTARY PUBLIC
IN AND FOR THE COUNTY Pima
(county name)

THIS 20th DAY OF March 2023
(month) and (year)

MY COMMISSION EXPIRES 4/18/23
(date)


(signature of notary public)