

**ANNUAL REPORT**

Of

Company Name: **Vail Water Company**  
1010 N. Finance Center Dr., Ste 200

Mailing Address: Tucson AZ  
85710

Docket No.: W-01651B  
For the Year Ended: 12/31/20

RECEIVED  
BY EMAIL  
02/24/2021, 8:00 AM  
ARIZONA CORPORATION COMMISSION  
UTILITIES DIVISION

**WATER UTILITY**

To

Arizona Corporation Commission

**Due on April 15th**

Email: Util-Compliance@azcc.gov, mail or deliver the completed Annual Report to:  
Arizona Corporation Commission  
Compliance Section - Utilities Division  
1200 West Washington Street  
Phoenix, Arizona 85007

Application Type: Original Filing  
Application Date: 2/23/2021

ARIZONA CORPORATION COMMISSION  
WATER UTILITY ANNUAL REPORT  
Vail Water Company  
A Class  Utility

For the Calendar Year Ended: 12/31/20

Primary Address: 6601 E. Grant Road, Suite 119  
City: Tucson State: Arizona Zip Code: 85715

Telephone Number: 520-571-1958

Date of Original Organization of Utility: 6/10/1959

Person to whom correspondence should be addressed concerning this report:

Name: Christopher Volpe  
Telephone No. : 520-571-1958  
Address: 6601 E. Grant Road, Suite 119  
City: Tucson State: Arizona Zip Code: 85715  
Email: kvolpe@estesco.net

**On-Site Manager**

Name: Manny Oros  
Telephone No. : 520-647-3679  
Address: 6601 E. Grant Road, Suite 119  
City: Tucson State: Arizona Zip Code: 85715  
Email: operator@vailwater.com

**Regulatory and Management Contact**

Name: Christopher Volpe  
Telephone No. : 520-571-1958  
Address: 6601 E. Grant Road, Suite 119  
City: Tucson State: Arizona Zip Code: 85715  
Email: kvolpe@estesco.net

**Statutory Agent**

Name: Christopher Volpe  
Telephone No. : 520-571-1958  
Address: 6601 E. Grant Road, Suite 119  
City: Tucson State: Arizona Zip Code: 85715  
Email: kvolpe@estesco.net

**Management Contact**

Name: Christopher Volpe  
Telephone No. : 520-571-1958  
Address: 6601 E. Grant Road, Suite 119  
City: Tucson State: Arizona Zip Code: 85715  
Email: kvolpe@estesco.net

Ownership: "S" Corporation

Counties Served: Pima

**Important changes during the year**

No	For those companies not subject to the affiliated interest rules, has there been a change in ownership or direct control during the year?
	If yes, please provide specific details in the box below.
	No change.

No	Has the company been notified by any other regulatory authorities during the year, that they are out of compliance?
	If yes, please provide specific details in the box below.
	No change.

Utility Plant in Service (Water)							
Account No.	Description	Beginning Year Original Cost	Current Year Additions	Current Year Retirements	Adjusted Original Cost	Accumulated Depreciation	OCLD (OC less AD)
		\$0	\$0	\$0	\$0	\$0	\$0
301	Organization	0	0	0	0	0	0
302	Franchises	0	0	0	0	0	0
303	Land and Land Rights	17,750	0	0	17,750	0	17,750
304	Structures and Improvements	398,006	0	0	398,006	218,765	179,241
305	Collecting & Improving Reservoirs	0	0	0	0	0	0
306	Lake, River, Canal Intakes	0	0	0	0	0	0
307	Wells and Springs	1,094,596	0	0	1,094,596	633,917	460,679
308	Infiltration Galleries	0	0	0	0	0	0
309	Supply Mains	1,009,336	0	0	1,009,336	337,827	671,509
310	Power Generation Equipment	0	0	0	0	0	0
311	Pumping Equipment	2,620,432	17,000	0	2,637,432	1,275,254	1,362,178
320	Water Treatment Equipment	0	0	0	0	0	0
320.1	Water Treatment Plants	0	0	0	0	0	0
320.2	Solution Chemical Feeders	0	0	0	0	0	0
320.3	Point-of-Use Treatment Devices	0	0	0	0	0	0
330	Distribution Reservoirs and Standpipes	0	0	0	0	0	0
330.1	Storage Tanks	1,584,151	0	0	1,584,151	584,669	999,482
330.2	Pressure Tanks	0	0	0	0	0	0
331	Transmission and Distribution Mains	19,086,660	1,067,481	0	20,154,141	5,273,642	14,880,499
333	Services	23,579	0	0	23,579	18,204	5,375
334	Meters and Meter Installations	1,310,298	162,616	58,648	1,414,266	463,013	951,253
335	Hydrants	847,857	67,911	0	915,768	230,705	685,063
336	Backflow Prevention Devices	9,442	0	0	9,442	10,476	(1,034)
339	Other Plant and Misc. Equipment	6,553	3,013	0	9,566	4,633	4,933
340	Office Furniture and Equipment	43,228	0	0	43,228	26,510	16,718
340.1	Computer & Software	60,554	658	0	61,212	31,810	29,402
341	Transportation Equipment	112,247	0	0	112,247	104,104	8,143
342	Stores Equipment	0	0	0	0	0	0
343	Tools, Shop and Garage Equipment	15,645	0	0	15,645	14,693	952
344	Laboratory Equipment	0	0	0	0	0	0
345	Power Operated Equipment	47,564	0	0	47,564	8,323	39,241
346	Communication Equipment	0	0	0	0	0	0
347	Miscellaneous Equipment	9,656	0	0	9,656	10,471	(815)
348	Other Tangible Plant	0	0	0	0	0	0
	<b>Totals</b>	<b>\$28,297,554</b>	<b>\$1,318,679</b>	<b>\$58,648</b>	<b>\$29,557,585</b>	<b>\$9,247,016</b>	<b>\$20,310,569</b>

Vail Water Company  
Annual Report  
Depreciation Expense for the Current Year (Water)  
12/31/20

Depreciation Expense for the Current Year (Water)									
Account No.	Description	Beginning Year Original Cost	Current Year Additions	Current Year Retirements	Adjusted Original Cost	Fully Depreciated/Non-depreciable Plant	Depreciable Plant	Depreciation Percentages	Depreciation Expense
301	Organization	\$0	\$0	\$0	\$0	\$0	\$0	0.00%	\$0
302	Franchises	0	0	0	0	0	0	0.00%	0
303	Land and Land Rights	17,750	0	0	17,750	0	17,750	0.00%	0
304	Structures and Improvements	398,006	0	0	398,006	58,449	339,557	3.33%	11,307
305	Collecting & Improving Reservoirs	0	0	0	0	0	0	2.50%	0
306	Lake, River, Canal Intakes	0	0	0	0	0	0	2.50%	0
307	Wells and Springs	1,094,596	0	0	1,094,596	28,383	1,066,213	3.33%	35,505
308	Infiltration Galleries	0	0	0	0	0	0	6.67%	0
309	Supply Mains	1,009,336	0	0	1,009,336	0	1,009,336	2.00%	20,187
310	Power Generation Equipment	0	0	0	0	0	0	5.00%	0
311	Pumping Equipment	2,620,432	17,000	0	2,637,432	1,502,347	1,135,085	12.50%	140,823
320	Water Treatment Equipment	0	0	0	0	0	0	0.00%	0
320.1	Water Treatment Plants	0	0	0	0	0	0	3.33%	0
320.2	Solution Chemical Feeders	0	0	0	0	0	0	20.00%	0
320.3	Point-of-Use Treatment Devices	0	0	0	0	0	0	10.00%	0
330	Distribution Reservoirs and Standpipes	0	0	0	0	0	0	0.00%	0
330.1	Storage Tanks	1,584,151	0	0	1,584,151	0	1,584,151	2.22%	35,168
330.2	Pressure Tanks	0	0	0	0	0	0	5.00%	0
331	Transmission and Distribution Mains	19,086,660	1,067,481	0	20,154,141	0	20,154,141	2.00%	392,408
333	Services	23,579	0	0	23,579	12,451	11,128	3.33%	371
334	Meters and Meter Installations	1,310,298	162,616	58,648	1,414,266	660,658	753,608	8.33%	58,445
335	Hydrants	847,857	67,911	0	915,768	0	915,768	2.00%	17,636
336	Backflow Prevention Devices	9,442	0	0	9,442	1,480	7,962	6.67%	531
339	Other Plant and Misc. Equipment	6,553	3,013	0	9,566	6,554	3,012	6.67%	100
340	Office Furniture and Equipment	43,228	0	0	43,228	13,147	30,081	6.67%	2,006
340.1	Computer & Software	60,554	658	0	61,212	19,304	41,908	20.00%	8,316
341	Transportation Equipment	112,247	0	0	112,247	78,188	34,059	20.00%	6,812
342	Stores Equipment	0	0	0	0	0	0	4.00%	0
343	Tools, Shop and Garage Equipment	15,645	0	0	15,645	795	14,850	5.00%	743
344	Laboratory Equipment	0	0	0	0	0	0	10.00%	0
345	Power Operated Equipment	47,564	0	0	47,564	0	47,564	5.00%	2,378
346	Communication Equipment	0	0	0	0	0	0	10.00%	0
347	Miscellaneous Equipment	9,656	0	0	9,656	5,190	4,466	10.00%	447
348	Other Tangible Plant	0	0	0	0	0	0	0.00%	0
	<b>Subtotal</b>	<b>\$28,297,554</b>	<b>\$1,318,679</b>	<b>\$58,648</b>	<b>\$29,557,585</b>	<b>\$2,386,946</b>	<b>\$27,170,639</b>		<b>\$733,183</b>

Contribution(s) in Aid of Construction (Gross)	\$21,715,155
Less: Non Amortizable Contribution(s)	0
Fully Amortized Contribution(s)	2,675,476
Amortizable Contribution(s)	\$19,039,679
Times: Proposed Amortization Rate	2.70%
Amortization of CIAC	\$513,774

Less: Amortization of CIAC **\$513,774**

**DEPRECIATION EXPENSE \$219,409**

Vail Water Company  
Annual Report  
Balance Sheet Assets  
12/31/20

Balance Sheet Assets				
	Assets		Balance at Beginning of Year (2020)	Balance at End of Year (2020)
Account No.	<b>Current and Accrued Assets</b>			
131	Cash		\$946,298	\$435,829
134	Working Funds		0	0
135	Temporary Cash Investments		3,415,633	3,402,072
141	Customer Accounts Receivable		333,403	587,513
146	Notes Receivable from Associated Companies		0	0
151	Plant Material and Supplies		0	0
162	Prepayments		1,677,266	1,652,134
174	Miscellaneous Current and Accrued Assets		33,000	33,000
	<b>Total Current and Accrued Assets</b>		<b>\$6,405,600</b>	<b>\$6,110,548</b>
Account No.	<b>Fixed Assets</b>			
101	Utility Plant in Service*		\$28,297,554	\$29,557,585
103	Property Held for Future Use		0	0
105	Construction Work in Progress		26,455	26,455
108	Accumulated Depreciation (enter as negative)*		(8,563,974)	(9,247,016)
121	Non-Utility Property		138,116	138,116
122	Accumulated Depreciation - Non Utility		(134,616)	(134,616)
	<b>Total Fixed Assets</b>		<b>\$19,763,535</b>	<b>\$20,340,524</b>
	<b>Total Assets</b>		<b>\$26,169,135</b>	<b>\$26,451,072</b>

\*Note these items feed automatically from AR3 UPIS Page 4

Vail Water Company  
Annual Report  
Balance Sheet Liabilities and Owners Equity

<b>Balance Sheet Liabilities and Owners Equity</b>				
	<b>Liabilities</b>		Balance at Beginning of Year (2020)	Balance at End of Year (2020)
<b>Account No.</b>	<b>Current Liabilities</b>			
231	Accounts Payable		\$76,112	\$125,141
232	Notes Payable (Current Portion)		0	0
234	Notes Payable to Associated Companies		0	0
235	Customer Deposits		440,216	524,319
236	Accrued Taxes		0	0
237	Accrued Interest		0	0
242	Miscellaneous Current and Accrued Liabilities		0	0
	<b>Total Current Liabilities</b>		<b>\$516,328</b>	<b>\$649,460</b>
	<b>Long Term Debt</b>			
224	Long Term Debt (Notes and Bonds)		\$0	\$0
	<b>Deferred Credits</b>			
251	Unamortized Premium on Debt		\$0	\$0
252	Advances in Aid of Construction		9,071,148	10,018,329
255	Accumulated Deferred Investment Tax Credits		0	0
271	Contributions in Aid of Construction		11,438,331	11,696,826
272	Less: Amortization of Contributions		(2,675,476)	(3,189,250)
281	Accumulated Deferred Income Tax		0	0
	<b>Total Deferred Credits</b>		<b>\$17,834,003</b>	<b>\$18,525,905</b>
	<b>Total Liabilities</b>		<b>\$18,350,331</b>	<b>\$19,175,365</b>
	<b>Capital Accounts</b>			
201	Common Stock Issued		\$638,099	\$638,099
211	Other Paid-In Capital		2,445,314	2,445,314
215	Retained Earnings		4,735,391	4,192,294
218	Proprietary Capital (Sole Props and Partnerships)		0	0
	<b>Total Capital</b>		<b>\$7,818,804</b>	<b>\$7,275,707</b>
	<b>Total Liabilities and Capital</b>		<b>\$26,169,135</b>	<b>\$26,451,072</b>

**Note: Total liabilities and Capital must match total assets for the beginning and end of the year!**

Vail Water Company  
Annual Report  
Water Comparative Income Statement  
12/31/20

<b>Water Comparative Income Statement</b>			
Account No.	Calendar Year	Current Year 01/01/2020 - 12/31/2020	Last Year 01/01/2019 - 12/31/2019
	<b>Operating Revenue</b>		
461	Metered Water Revenue	\$2,901,978	\$2,477,328
460	Unmetered Water Revenue	0	0
462	Fire Protection Revenue	0	0
469	Guaranteed Revenues (Surcharges)	0	0
471	Miscellaneous Service Revenues	0	0
474	Other Water Revenue	1,372,499	989,120
	<b>Total Revenues</b>	<b>\$4,274,477</b>	<b>\$3,466,448</b>
	<b>Operating Expenses</b>		
601	Salaries and Wages	\$382,581	\$367,762
604	Employee Pensions and Benefits	7,211	6,057
610	Purchased Water	1,428,756	1,084,043
615	Purchased Power	145,761	96,982
618	Chemicals	0	737
620	Materials and Supplies	0	0
620.1	Repairs and Maintenance	63,020	63,959
620.2	Office Supplies and Expense	77,067	68,509
630	Contractual Services	0	0
631	Contractual Services - Engineering	17,260	27,767
632	Contractual Services - Accounting	21,781	17,256
633	Contractual Services - Legal	303	1,057
634	Contractual Services - Management Fees	179,055	168,853
635	Contractual Services - Water Testing	8,814	11,339
636	Contractual Services - Other	59,809	41,559
640	Rents	10,993	8,513
641	Rental of Building/Real Property	0	0
642	Rental of Equipment	0	0
650	Transportation Expenses	19,497	21,738
657	Insurance - General Liability	45,339	1,307
657.1	Insurance - Health and Life	11,921	43,589
665	Regulatory Commission Expense - Rate	14,681	15,249
670	Bad Debt Expense	3,637	10,007
675	Miscellaneous Expense	20,846	12,918
403	Depreciation Expense (From Schedule AR4)	219,409	203,449
408	Taxes Other Than Income	0	0
408.11	Property Taxes	193,615	177,263
409	Income Taxes	0	0
427.1	Customer Security Deposit Interest	4,591	0
	<b>Total Operating Expenses</b>	<b>\$2,935,947</b>	<b>\$2,449,913</b>
	<b>Operating Income / (Loss)</b>	<b>\$1,338,530</b>	<b>\$1,016,535</b>
	<b>Other Income / (Expense)</b>		
419	Interest and Dividend Income	\$61,027	\$88,553
421	Non-Utility Income	57,346	68,142
426	Miscellaneous Non-Utility (Expense)	0	0
427	Interest (Expense)	0	(5,951)
	<b>Total Other Income / (Expense)</b>	<b>\$118,373</b>	<b>\$150,744</b>
	<b>Net Income / (Loss)</b>	<b>\$1,456,903</b>	<b>\$1,167,279</b>



Vail Water Company  
Annual Report  
Full time equivalent employees  
12/31/20

**Full time equivalent employees**

	Direct Company	Allocated	Outside service	Total
President	0.0	0.0	0.0	0.0
Vice-president	0.0	0.0	0.0	0.0
Manager	0.0	0.0	0.0	0.0
Engineering Staff	0.0	0.0	0.0	0.0
System Operator(s)	1.0	0.0	0.0	1.0
Meter reader	3.0	0.0	0.0	3.0
Customer Service	2.0	0.0	0.0	2.0
Accounting	0.0	0.0	0.0	0.0
Business Office	0.0	0.0	0.0	0.0
Rates Department	0.0	0.0	0.0	0.0
Administrative Staff	0.5	0.0	0.0	0.5
Other	0.0	0.0	0.0	0.0
<b>Total</b>	<b>6.5</b>	<b>0.0</b>	<b>0.0</b>	<b>6.5</b>

Vail Water Company  
 Annual Report  
 Supplemental Financial Data (Long-Term Debt)  
 12/31/20

<b>Supplemental Financial Data (Long-Term Debt)</b>				
	Loan #1	Loan #2	Loan #3	Loan #4
Date Issued	None	None	None	None
Source of Loan	None	None	None	None
ACC Decision No.	None	None	None	None
Reason for Loan	None	None	None	None
Dollar Amt. Issued	None	None	None	None
Amount Outstanding	None	None	None	None
Date of Maturity	None	None	None	None
Interest Rate	None	None	None	None
Current Year Interest	None	None	None	None
Current Year Principal	None	None	None	None

Meter Deposit Balance at Test Year End:	\$524,319
---	-----------

Meter Deposits Refunded During the Test Year:	\$65,913
---	----------

***List all bonds, notes, loans, and other types of indebtedness in which the proceeds were used in the provision of public utility service. Indebtedness incurred for personal uses by the owner of the utility should not be listed. Input 0 or none if there is nothing to report for that cell.***

Well and Water Usage											
Name of the System:		VAIL WATER COMPANY									
ADEQ Public Water System Number:		AZ0410041									
ADWR PCC Number:		91-000417.0000									
Well registry 55# (55-XXXXXX):	Pump Horsepower:	Pump Yield (gpm)	Casing Depth (feet)	Casing Diameter (inches)	Pump Motor Type **	Year Drilled	Water level 2010	Water level 2020	Meter Size (inches)	How measured:	Active
55-087813 (7)	0	0	0	0	0	0	0	0	0	N/A	No
55-087814 (5)	300	975	924	14	Turbine	1981	519	528	8	Metered	Yes
55-087815 (4)	0	0	0	0	0	0	0	0	0	N/A	No
55-087816 (8)	125	550	845	12	Turbine	1981	453	470	10	Metered	Yes
55-087817 (6)	125	700	759	14	Turbine	1981	457	410	8	Metered	Yes
55-602949 (1)	0	0	0	0	0	0	0	0	0	N/A	No
55-625703 (3)	100	600	614	12	Turbine	1974	340	401	8	Metered	Yes
55-625704 (2)	0	0	0	0	0	0	0	0	0	N/A	No
NA	NA	NA	NA	NA	NA	NA	NA	NA	NA	N/A	No
NA	NA	NA	NA	NA	NA	NA	NA	NA	NA	N/A	No
NA	NA	NA	NA	NA	NA	NA	NA	NA	NA	N/A	No
NA	NA	NA	NA	NA	NA	NA	NA	NA	NA	N/A	No
NA	NA	NA	NA	NA	NA	NA	NA	NA	NA	N/A	No
NA	NA	NA	NA	NA	NA	NA	NA	NA	NA	N/A	No
NA	NA	NA	NA	NA	NA	NA	NA	NA	NA	N/A	No
NA	NA	NA	NA	NA	NA	NA	NA	NA	NA	N/A	No
NA	NA	NA	NA	NA	NA	NA	NA	NA	NA	N/A	No
NA	NA	NA	NA	NA	NA	NA	NA	NA	NA	N/A	No

Name of system water delivered to:	NA
ADWR PCC Number:	#N/A
Source of water delivered to another system:	NA

Name of system water received from:	TUCSON, CITY OF
ADWR PCC Number:	91-000439.0000
Source of water received:	CAP
Well registry 55# (55-XXXXXX):	55-217513

Month	Water withdrawn (gallons) <sup>1</sup>	Water sold (gallons) <sup>2</sup>	Water delivered (sold) to other systems (gallons) <sup>3</sup>	Water received (purchased) from other systems (gallons) <sup>4</sup>	Estimated authorized use (gallons) <sup>5</sup>	Purchased Power Expense <sup>6</sup>	Purchased Power (kWh) <sup>7</sup>
January	154,000.00	29,556,747.00	0.00	31,107,076.00	560,000.00	\$4,159	5,224
February	211,000.00	26,520,017.00	0.00	32,635,988.00	200,000.00	3,353	1,297
March	0.00	31,470,258.00	0.00	38,212,328.00	1,396,432.00	3,586	599
April	0.00	36,391,901.00	9,112,000.00	41,503,528.00	34,810.00	5,046	10,627
May	0.00	41,631,722.00	3,360,000.00	46,824,800.00	5,682,038.00	9,257	39,426
June	0.00	46,935,218.00	4,749,000.00	44,537,416.00	92,303.00	12,883	52,367
July	4,049,000.00	46,948,054.00	1,156,000.00	50,710,660.00	256,962.00	14,283	65,537
August	10,678,000.00	52,257,281.00	1,575,000.00	43,479,744.00	32,620.00	16,105	74,378
September	9,019,000.00	44,125,284.00	811,000.00	43,368,292.00	44,465.00	17,033	83,583
October	11,237,000.00	43,687,142.00	0.00	35,367,684.00	94,465.00	18,712	98,774
November	7,847,000.00	35,339,216.00	12,420,000.00	36,874,904.00	1,040,045.00	15,972	113,736
December	7,555,000.00	48,668,232.00	2,063,000.00	30,395,728.00	5,000.00	12,049	78,309
<b>Totals</b>	<b>50,750,000.00</b>	<b>483,531,072.00</b>	<b>35,246,000.00</b>	<b>475,018,148.00</b>	<b>9,439,140.00</b>	<b>\$132,438</b>	<b>623,857</b>

If applicable, in the space below please provide a description for all un-metered water use along with amounts:  
 GALLONS FLUSHED: JAN 560,000 FEB 200,000 MAR 1,396,432 APR 34,810 MAY 5,682,038 JUN 92,303 JUL 256,962 AUG 32,620 SEP 44,465 OCT 94,465 NOV 1,040,045 DEC 5,000

- 1 Water withdrawn - Total gallons of water withdrawn from pumped sources.
- 2 Water sold - Total gallons from customer meters, and other sales such as construction water.
- 3 Water delivered (sold) to other systems - Total gallons of water delivered to other systems.
- 4 Water received (purchased) from other systems - Total gallons of water purchased/received from other systems.
- 5 Estimated authorized use - Total estimated gallons from authorized metered or unmetered use. Authorized uses such as flushing (mains, services and hydrants) draining/cleaning tanks, process, construction, fire fighting, etc. Non-authorized use (real losses) are service line breaks and leaks, water main breaks, meter inaccuracies and theft.
- 6 Enter the total purchased power costs for the power meters associated with this system.
- 7 Enter the total purchased kWh used by the power meters associated with this system.

Water Utility Plant Description	
Name of the System:	VAIL WATER COMPANY
ADEQ Public Water System Number:	AZ0410041
ADWR PCC Number:	91-000417.0000

MAINS		
Sizes (inches)	Material	Length (feet)
2.00	Galvanized	8,456
3.00	0	0
4.00	PVC/Asbestos	47,624
5.00	0	0
6.00	PVC/Asbestos	163,781
8.00	PVC/Asbestos	218,983
10.00	PVC/Asbestos	16,918
12.00	PVC/Asbestos	118,216
16.00	PVC/Asbestos	9,743
0.00	0	0
0.00	0	0
0.00	0	0
0.00	0	0
0.00	0	0
0.00	0	0

SERVICE LINES		
Material	Percent of system	Year installed
Copper	100%	1963-81
0	0%	0
0	0%	0
0	0%	0
0	0%	0

BOOSTER PUMPS		
Horsepower	GPM	Quantity
10	0	3
20	0	6
25	0	4
30	0	7
50	0	2

STORAGE TANKS			
Capacity (gallons)	Material	Quantity	Year installed
100,000	Steel	1	99-20
290,000	Steel	1	99-20
500,000	Steel	2	99-20
550,000	Steel	1	99-20
600,000	Steel	1	99-20
0	0	0	0

CUSTOMER METERS			
Size (inches)	Quantity	Percent over 1,000,000 gallons	Percent over 10 years old
5/8 X 3/4"	5,149	15%	92%
3/4"	338	0%	0%
3"	10	0%	0%
2"	43	0%	0%
1"	32	0%	0%
1 1/2"	25	0%	0%
0	0	0%	0%
0	0	0%	0%
0	0	0%	0%
0	0	0%	0%
0	0	0%	0%
0	0	0%	0%
0	0	0%	0%
0	0	0%	0%
0	0	0%	0%
0	0	0%	0%
0	0	0%	0%
0	0	0%	0%
0	0	0%	0%
0	0	0%	0%

FIRE HYDRANTS	
Type	Quantity
Standard *	543
Other	0

PRESSURE/BLADDER TANKS			
Capacity (gallons)	Material	Quantity	Year installed
5,000	Steel	13	99-20
0	0	0	0
0	0	0	0
0	0	0	0
0	0	0	0
0	0	0	0
0	0	0	0

\* A standard fire hydrant has two 2.5 inch hose connection nozzles with 7.5 threads per inch, and one 4.5 inch pumper connection nozzle with 4 threads per inch.

**Water Utility Plant Description (Continued)**

For the following three items, list the utility owned assets in each category for each system.

<b>TREATMENT EQUIPMENT:</b>	100% CAP water received directly from City of Tucson already chlorinated. 1.02% residual of calcium hypochloride.
-----------------------------	---

<b>STRUCTURES:</b>	Administrative office 57x35 steel building
--------------------	--

<b>OTHER:</b>	None
---------------	------

Provide a calculation used to determine the value of one water equivalent residential connection (ERC).

Use one of the following methods:

- (a) If actual flow data are available from the preceding 12 months, divide the total annual single family residence (SFR) gallons sold by the average number of single family residence customers for the same period and divide the result by 365
- (b) If no historical flow data are available, use:  
 $ERC = ( \text{Total SFR gallons sold (Omit 000)} / 365 \text{ days} / 350 \text{ gallons per day} )$

ERC	19
Method used:	(b)

Customer and Other Information	
Name of the System:	VAIL WATER COMPANY
ADEQ Public Water System Number:	AZ0410041
ADWR PCC Number:	91-000417.0000

Month	Number of Customers				
	Single-Family	Multi-Family	Commercial	Turf/Irrigation	Other Non-Residential
January	5,143	0	60	58	50
February	5,181	0	60	55	51
March	5,229	0	65	61	54
April	5,213	0	61	60	54
May	5,237	0	62	60	53
June	5,274	0	62	60	56
July	5,296	0	62	60	56
August	5,348	0	63	62	58
September	5,344	0	63	63	55
October	5,379	0	63	63	56
November	5,400	0	63	65	54
December	5,415	0	63	65	54

If the system has fire hydrants, what is the fire flow requirements?  GPM for  hrs.

Does the system have chlorination treatment?

Does the Company have an ADWR Gallons Per Capita Per Day (GPCPD) requirement?   
 If yes, provide the GPCPD amount:

Is the Water Utility located in an ADWR Active Management Area (AMA)?   
 If yes, which AMA?

What is the present system connection capacity (in ERCs \*) using existing lines?

What is the future system connection capacity (in ERCs \*) upon service area buildout?

Describe any plans and estimated completion dates for any enlargements or improvements of this system.

None.

\* an ERC is based on the calculation on the bottom of AR9 page 12.

Vail Water Company  
 Annual Report  
 Utility Shutoffs / Disconnects  
 12/31/20

Utility Shutoffs / Disconnects	
Name of the System:	VAIL WATER COMPANY
ADEQ Public Water System Number:	AZ0410041
ADWR PCC Number:	91-000417.0000

Month	Termination without Notice R14-2-410.B	Termination with Notice R14-2-410.C	Other
January	0	24	0
February	0	0	0
March	0	0	0
April	0	0	0
May	0	0	0
June	0	0	0
July	0	0	0
August	0	0	0
September	0	0	0
October	0	0	0
November	0	0	0
December	0	0	0
<b>Total</b>	<b>0</b>	<b>24</b>	<b>0</b>

**Other (description):**

None.

**Instructions:** Fill out the Grey Cells with the relevent information. Input 0 or none if there is nothing recorded in that account or there is no applicable information to report.

Vail Water Company  
Annual Report  
Property Taxes  
12/31/20

<b>Property Taxes</b>	
-----------------------	--

Amount of actual property taxes paid during Calendar Year 2020 was	\$193,615
--	-----------

If no property taxes paid, explain why.

N/A

**Instructions:** Fill out the Grey Cells with the relevant information. Input 0 or none if there is nothing recorded in that account or there is no applicable information to report.



Verification and Sworn Statement (Taxes)

Verification: State of Arizona, the undersigned of the  
(state name)

County of (county name): Pima  
Name (owner or official) title: Christopher T. Volpe  
Company name: Vail Water Company

DO SAY THAT THIS ANNUAL UTILITY PROPERTY TAX AND SALES TAX REPORT TO THE ARIZONA CORPORATION COMMISSION.

FOR THE YEAR ENDING: 12/31/20

HAS BEEN PREPARED UNDER MY DIRECTION, FROM THE ORIGINAL BOOKS, PAPERS AND RECORDS OF SAID UTILITY; THAT I HAVE CAREFULLY EXAMINED THE SAME, AND DECLARE THE SAME TO BE A COMPLETE AND CORRECT STATEMENT OF BUSINESS AND AFFAIRS OF SAID UTILITY FOR THE PERIOD COVERED BY THIS REPORT IN RESPECT TO EACH AND EVERY MATTER AND THING SET FORTH, TO THE BEST OF MY KNOWLEDGE, INFORMATION AND BELIEF.

Sworn Statement: I HEREBY ATTEST THAT ALL PROPERTY TAXES FOR SAID COMPANY ARE CURRENT AND PAID IN FULL.

I HEREBY ATTEST THAT ALL SALES TAXES FOR SAID COMPANY ARE NOT CURRENT AND PAID IN FULL.

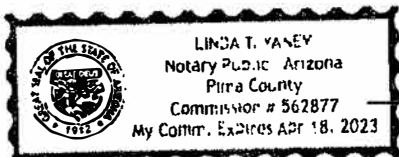
Christopher T. Volpe  
signature of owner/official

520-571-1958  
telephone no.

SUBSCRIBED AND SWORN TO BEFORE ME A NOTARY PUBLIC  
IN AND FOR THE COUNTY

THIS 23rd DAY OF Pima  
February 2021  
(month) and (year)

MY COMMISSION EXPIRES 4-18-23  
(date)



Linda T. Yaney  
(signature of notary public)

Verification and Sworn Statement

Verification:

State of Arizona I, the undersigned of the  
(state name)  
County of (county name): Pima  
Name (owner or official) title: Christopher T. Volpe  
Company name: Vail Water Company

DO SAY THAT THIS ANNUAL UTILITY PROPERTY TAX AND SALES TAX REPORT TO THE ARIZONA CORPORATION COMMISSION.

FOR THE YEAR ENDING: 12/31/20

HAS BEEN PREPARED UNDER MY DIRECTION, FROM THE ORIGINAL BOOKS, PAPERS AND RECORDS OF SAID UTILITY; THAT I HAVE CAREFULLY EXAMINED THE SAME, AND DECLARE THE SAME TO BE A COMPLETE AND CORRECT STATEMENT OF BUSINESS AND AFFAIRS OF SAID UTILITY FOR THE PERIOD COVERED BY THIS REPORT IN RESPECT TO EACH AND EVERY MATTER AND THING SET FORTH, TO THE BEST OF MY KNOWLEDGE, INFORMATION AND BELIEF.

Sworn Statement: IN ACCORDANCE WITH THE REQUIREMENTS OF TITLE 40, ARTICLE 8, SECTION 40-401, ARIZONA REVISED STATUTES, IT IS HEREIN REPORTED THAT THE GROSS OPERATING REVENUE OF SAID UTILITY DERIVED FROM ARIZONA INTRASTATE UTILITY OPERATIONS DURING THE CALENDAR YEAR WAS:

Arizona Intrastate Gross Operating Revenues Only (\$)  
\$2,901,960  
(The amount in the box above includes  
\$251,838 in sales taxes  
billed or collected)

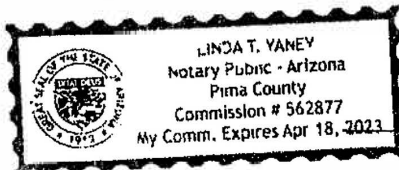
Christopher T. Volpe  
signature of owner/official

520-571-1958  
telephone no.

SUBSCRIBED AND SWORN TO BEFORE ME A NOTARY PUBLIC  
IN AND FOR THE COUNTY Pima

THIS 23rd DAY OF February 2021  
(month) and (year)

MY COMMISSION EXPIRES 4-18-23  
(date)



Linda J. Yaney  
(signature of notary public)

**Verification and Sworn Statement (Residential Revenue)**

**Verification:**

State of Arizona I, the undersigned of the  
(state name)

County of (county name): Pima  
Name (owner or official) title: Christopher T. Volpe  
Company name: Vail Water Company

DO SAY THAT THIS ANNUAL UTILITY PROPERTY TAX AND SALES TAX REPORT TO THE ARIZONA CORPORATION COMMISSION.

FOR THE YEAR ENDING: 12/31/20

HAS BEEN PREPARED UNDER MY DIRECTION, FROM THE ORIGINAL BOOKS, PAPERS AND RECORDS OF SAID UTILITY; THAT I HAVE CAREFULLY EXAMINED THE SAME, AND DECLARE THE SAME TO BE A COMPLETE AND CORRECT STATEMENT OF BUSINESS AND AFFAIRS OF SAID UTILITY FOR THE PERIOD COVERED BY THIS REPORT IN RESPECT TO EACH AND EVERY MATTER AND THING SET FORTH, TO THE BEST OF MY KNOWLEDGE, INFORMATION AND BELIEF.

**Sworn Statement:** IN ACCORDANCE WITH THE REQUIREMENTS OF TITLE 40, ARTICLE 8, SECTION 40-401, ARIZONA REVISED STATUTES, IT IS HEREIN REPORTED THAT THE GROSS OPERATING REVENUE OF SAID UTILITY DERIVED FROM ARIZONA INTRASTATE UTILITY OPERATIONS RECEIVED FROM RESIDENTIAL CUSTOMERS DURING THE CALENDAR YEAR WAS:

Arizona Intrastate Gross Operating Revenues Only (\$)

\$2,372,668  
(The amount in the box above includes  
\$206,207 in sales taxes  
billed or collected)

*Christopher T. Volpe*  
signature of owner/official

520-571-1958  
telephone no.

SUBSCRIBED AND SWORN TO BEFORE ME A NOTARY PUBLIC  
IN AND FOR THE COUNTY


Pima  
(county name)

THIS 23rd

DAY OF February 2021  
(month) and (year)

MY COMMISSION EXPIRES

4-18-23  
(date)



*Linda T. Yaney*  
(signature of notary public)

Self-pay Method for Income Tax Statement of Certification

Verification:


State of Arizona I, the undersigned of the  
(state name)

County of (county name): Pima  
Name (owner or official) title: Christopher T. Volpe  
Company name: Vail Water Company

FOR THE YEAR ENDING: 12/31/20

Sworn Statement:

IN ACCORDANCE WITH THE REQUIREMENTS OF DECISION NO. 77084, BECAUSE THE UTILITY REQUIRES THE GROSS UP OF ADVANCES AND CONTRIBUTIONS, I HEREBY STATE THAT THE UTILITY HAS INCURRED OR IS EXPECTED TO INCUR A NET INCREASE IN CURRENT INCOME TAX EXPENSE OR A DECREASE IN DEFERRED TAX ASSET FOR A CARRY FORWARD ACCORDING TO GAAP IN AN AMOUNT EQUAL TO OR GREATER THAN THE AMOUNT OF THE REQUIRED GROSS UP PAID BY DEVELOPERS IN THE PERIOD COVERED BY THIS ANNUAL REPORT.



signature of owner/official

520-571-1958

telephone no.

SUBSCRIBED AND SWORN TO BEFORE ME A NOTARY PUBLIC  
IN AND FOR THE COUNTY

Pima  
(county name)

THIS


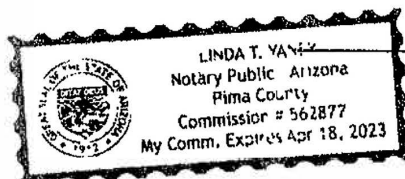
23rd

DAY OF

February 2021  
(month) and (year)

MY COMMISSION EXPIRES

4-18-23  
(date)



(signature of notary public)