

ANNUAL REPORT

Of

Company Name: **Utility Systems, LLC DBA Christopher Creek Haven Water / Gardner Water**
173 S. Blackfoot Rd.

Mailing Address: Payson AZ
85541

**RECEIVED
BY EMAIL
03/25/2021, 2:48 PM
ARIZONA CORPORATION COMMISSION
UTILITIES DIVISION**

Docket No.: W-20459A
For the Year Ended: **12/31/20**

WATER UTILITY

To

Arizona Corporation Commission

Due on April 15th

Email: rdelafuente@azcc.gov, mail or deliver the completed Annual Report to:

Arizona Corporation Commission
Compliance Section - Utilities Division
1200 West Washington Street
Phoenix, Arizona 85007

Application Type: **Original Filing**

Application Date: **3/24/2021**

ARIZONA CORPORATION COMMISSION
 WATER UTILITY ANNUAL REPORT
 Utility Systems, LLC DBA Christopher Creek Haven Water / Gardner Water
 A Class Utility

For the Calendar Year Ended: 12/31/20

Primary Address:
 City: State: Zip Code:

Telephone Number:

Date of Original Organization of Utility:

Person to whom correspondence should be addressed concerning this report:

Name:
 Telephone No. :
 Address:
 City: State: Zip Code:
 Email:

Regulatory and On-Site Manager Contact

Name:
 Telephone No. :
 Address:
 City: State: Zip Code:
 Email:

[Redacted Section Header]

Name:
 Telephone No. :
 Address:
 City: State: Zip Code:
 Email:

[Redacted Section Header]

Name:
 Telephone No. :
 Address:
 City: State: Zip Code:
 Email:

[Redacted Section Header]

Name:
 Telephone No. :
 Address:
 City: State: Zip Code:
 Email:

Ownership:

Counties Served:

Important changes during the year
--

No	For those companies not subject to the affiliated interest rules, has there been a change in ownership or direct control during the year?
	If yes, please provide specific details in the box below.

No	Has the company been notified by any other regulatory authorities during the year, that they are out of compliance?
	If yes, please provide specific details in the box below.


Utility Systems, LLC DBA Christopher Creek Haven Water / Gardner Water
Annual Report
Utility Plant in Service (Water)
12/31/20

Utility Plant in Service (Water)							
Account No.	Description	Beginning Year Original Cost	Current Year Additions	Current Year Retirements	Adjusted Original Cost	Accumulated Depreciation	OCLD (OC less AD)
301	Organization	\$553	\$0	\$0	\$553	\$0	\$553
302	Franchises	0	0	0	0	0	0
303	Land and Land Rights	14,945	0	0	14,945	0	14,945
304	Structures and Improvements	14,322	0	0	14,322	9,937	4,385
305	Collecting & Improving Reservoirs	0	0	0	0	0	0
306	Lake, River, Canal Intakes	0	0	0	0	0	0
307	Wells and Springs	30,941	0	0	30,941	29,968	973
308	Infiltration Galleries	0	0	0	0	0	0
309	Supply Mains	0	0	0	0	0	0
310	Power Generation Equipment	0	0	0	0	0	0
311	Pumping Equipment	27,065	0	0	27,065	27,065	0
320	Water Treatment Equipment	5,436	0	0	5,436	5,436	0
320.1	Water Treatment Plants	0	0	0	0	0	0
320.2	Solution Chemical Feeders	0	0	0	0	0	0
320.3	Point-of-Use Treatment Devices	0	0	0	0	0	0
330	Distribution Reservoirs and Standpipes	45,640	0	0	45,640	45,640	0
330.1	Storage Tanks	0	0	0	0	0	0
330.2	Pressure Tanks	6,615	0	0	6,615	6,615	0
331	Transmission and Distribution Mains	48,803	0	0	48,803	40,771	8,032
333	Services	21,052	0	0	21,052	21,052	0
334	Meters and Meter Installations	20,759	0	0	20,759	20,759	0
335	Hydrants	0	0	0	0	0	0
336	Backflow Prevention Devices	0	0	0	0	0	0
339	Other Plant and Misc. Equipment	5,335	0	0	5,335	5,335	0
340	Office Furniture and Equipment	5,958	0	0	5,958	5,958	0
340.1	Computer & Software	0	0	0	0	0	0
341	Transportation Equipment	15,057	0	0	15,057	15,057	0
342	Stores Equipment	0	0	0	0	0	0
343	Tools, Shop and Garage Equipment	6,472	0	0	6,472	6,472	0
344	Laboratory Equipment	0	0	0	0	0	0
345	Power Operated Equipment	27,034	0	0	27,034	27,034	0
346	Communication Equipment	0	0	0	0	0	0
347	Miscellaneous Equipment	0	0	0	0	0	0
348	Other Tangible Plant	0	0	0	0	0	0
	Totals	\$295,987	\$0	\$0	\$295,987	\$267,099	\$28,888

Utility Systems, LLC DBA Christopher Creek Haven Water / Gardner Water
 Annual Report
 Depreciation Expense for the Current Year (Water)
 12/31/20

Depreciation Expense for the Current Year (Water)									
Account No.	Description	Beginning Year Original Cost	Current Year Additions	Current Year Retirements	Adjusted Original Cost	Fully Depreciated/Non-depreciable Plant	Depreciable Plant	Depreciation Percentages	Depreciation Expense
301	Organization	\$553	\$0	\$0	\$553		\$553	0.00%	\$0
302	Franchises	0	0	0	0		0	0.00%	0
303	Land and Land Rights	14,945	0	0	14,945		14,945	0.00%	0
304	Structures and Improvements	14,322	0	0	14,322		14,322	3.33%	477
305	Collecting & Improving Reservoirs	0	0	0	0		0		0
306	Lake, River, Canal Intakes	0	0	0	0		0		0
307	Wells and Springs	30,941	0	0	30,941		30,941	3.33%	1,030
308	Infiltration Galleries	0	0	0	0		0		0
309	Supply Mains	0	0	0	0		0		0
310	Power Generation Equipment	0	0	0	0		0		0
311	Pumping Equipment	27,065	0	0	27,065		27,065	12.50%	3,383
320	Water Treatment Equipment	5,436	0	0	5,436		5,436	20.00%	1,087
320.1	Water Treatment Plants	0	0	0	0		0	3.33%	0
320.2	Solution Chemical Feeders	0	0	0	0		0	20.00%	0
320.3	Point-of-Use Treatment Devices	0	0	0	0		0		0
330	Distribution Reservoirs and Standpipes	45,640	0	0	45,640		45,640	5.00%	2,282
330.1	Storage Tanks	0	0	0	0		0	2.22%	0
330.2	Pressure Tanks	6,615	0	0	6,615		6,615	5.00%	331
331	Transmission and Distribution Mains	48,803	0	0	48,803		48,803	2.00%	976
333	Services	21,052	0	0	21,052		21,052	3.33%	701
334	Meters and Meter Installations	20,759	0	0	20,759		20,759	8.33%	1,729
335	Hydrants	0	0	0	0		0	2.00%	0
336	Backflow Prevention Devices	0	0	0	0		0	6.67%	0
339	Other Plant and Misc. Equipment	5,335	0	0	5,335		5,335	6.67%	356
340	Office Furniture and Equipment	5,958	0	0	5,958		5,958	6.67%	397
340.1	Computer & Software	0	0	0	0		0		0
341	Transportation Equipment	15,057	0	0	15,057		15,057	20.00%	3,011
342	Stores Equipment	0	0	0	0		0		0
343	Tools, Shop and Garage Equipment	6,472	0	0	6,472		6,472	5.00%	324
344	Laboratory Equipment	0	0	0	0		0	10.00%	0
345	Power Operated Equipment	27,034	0	0	27,034		27,034	5.00%	1,352
346	Communication Equipment	0	0	0	0		0	10.00%	0
347	Miscellaneous Equipment	0	0	0	0		0	10.00%	0
348	Other Tangible Plant	0	0	0	0		0	10.00%	0
	Subtotal	\$295,987	\$0	\$0	\$295,987	\$0	\$295,987		\$17,437

Contribution(s) in Aid of Construction (Gross)
 Less: Non Amortizable Contribution(s)
 Fully Amortized Contribution(s)
 Amortizable Contribution(s)
 Times: Proposed Amortization Rate
Amortization of CIAC


\$0
 5.89%
\$0

Less: Amortization of CIAC \$0

DEPRECIATION EXPENSE **\$17,437**

Utility Systems, LLC DBA Christopher Creek Haven Water / Gardner Water
 Annual Report
 Balance Sheet Assets
 12/31/20

Balance Sheet Assets				
	Assets		Balance at Beginning of Year (2020)	Balance at End of Year (2020)
Account No.	Current and Accrued Assets			
131	Cash			\$1,158
134	Working Funds			
135	Temporary Cash Investments		0	0
141	Customer Accounts Receivable			(9,107)
146	Notes Receivable from Associated Companies		0	0
151	Plant Material and Supplies		0	0
162	Prepayments		0	0
174	Miscellaneous Current and Accrued Assets			325
	Total Current and Accrued Assets		\$0	(\$7,623)
Account No.	Fixed Assets			
101	Utility Plant in Service*			\$295,987
103	Property Held for Future Use		0	0
105	Construction Work in Progress		0	0
108	Accumulated Depreciation (enter as negative)*			(267,099)
121	Non-Utility Property		0	0
122	Accumulated Depreciation - Non Utility		0	0
	Total Fixed Assets		\$0	\$28,888
	Total Assets		\$0	\$21,265

*Note these items feed automatically from AR3 UPIS Page 4

Utility Systems, LLC DBA Christopher Creek Haven Water / Gardner Water
Annual Report
Balance Sheet Liabilities and Owners Equity

Balance Sheet Liabilities and Owners Equity				
	Liabilities		Balance at Beginning of Year (2020)	Balance at End of Year (2020)
Account No.	Current Liabilities			
231	Accounts Payable			\$85,686
232	Notes Payable (Current Portion)			
234	Notes Payable to Associated Companies			
235	Customer Deposits			(1,122)
236	Accrued Taxes			(28,811)
237	Accrued Interest			1
242	Miscellaneous Current and Accrued Liabilities			
	Total Current Liabilities		\$0	\$55,754
	Long Term Debt			
224	Long Term Debt (Notes and Bonds)		\$0	\$0
	Deferred Credits			
251	Unamortized Premium on Debt		\$0	\$0
252	Advances in Aid of Construction		0	0
255	Accumulated Deferred Investment Tax Credits		0	0
271	Contributions in Aid of Construction		0	0
272	Less: Amortization of Contributions		0	0
281	Accumulated Deferred Income Tax		0	0
	Total Deferred Credits		\$0	\$0
	Total Liabilites		\$0	\$55,754
	Capital Accounts			
201	Common Stock Issued		\$0	
211	Other Paid-In Capital			
215	Retained Earnings			(23,979)
218	Proprietary Capital (Sole Props and Partnerships)			(1,200)
	Total Capital		\$0	(\$25,179)
	Total Liabilities and Capital		\$0	\$30,575

Note: Total liabilities and Capital must match total assets for the beginning and end of the year!

Utility Systems, LLC DBA Christopher Creek Haven Water / Gardner Water
Annual Report
Water Comparative Income Statement
12/31/20

Water Comparative Income Statement			
Account No.	Calendar Year	Current Year 01/01/2020 - 12/31/2020	Last Year 01/01/2019 - 12/31/2019
	Operating Revenue		
461	Metered Water Revenue	\$81,867	
460	Unmetered Water Revenue	0	
462	Fire Protection Revenue	0	
469	Guaranteed Revenues (Surcharges)	0	
471	Miscellaneous Service Revenues		
474	Other Water Revenue	2,455	
	Total Revenues	\$84,322	\$0
	Operating Expenses		
601	Salaries and Wages	\$35,105	
604	Employee Pensions and Benefits	0	
610	Purchased Water	0	
615	Purchased Power	9,248	
618	Chemicals	0	
620	Materials and Supplies	0	
620.1	Repairs and Maintenance	9,870	
620.2	Office Supplies and Expense	8,069	
630	Contractual Services	1,542	
631	Contractual Services - Engineering	0	
632	Contractual Services - Accounting	0	
633	Contractual Services - Legal	0	
634	Contractual Services - Management Fees	0	
635	Contractual Services - Water Testing	1,791	
636	Contractual Services - Other		
640	Rents	6,000	
641	Rental of Building/Real Property		
642	Rental of Equipment		
650	Transportation Expenses	4,276	
657	Insurance - General Liability	5,608	
657.1	Insurance - Health and Life	0	
665	Regulatory Commission Expense - Rate	37	
670	Bad Debt Expense	0	
675	Miscellaneous Expense	0	
403	Depreciation Expense (From Schedule AR4)	17,437	
408	Taxes Other Than Income	0	
408.11	Property Taxes	0	
409	Income Taxes	0	
427.1	Customer Security Deposit Interest	0	
	Total Operating Expenses	\$98,982	\$0
	Operating Income / (Loss)	(\$14,660)	\$0
	Other Income / (Expense)		
419	Interest and Dividend Income	\$1	
421	Non-Utility Income	0	
426	Miscellaneous Non-Utility (Expense)	724	
427	Interest (Expense)	0	
	Total Other Income / (Expense)	\$725	\$0
	Net Income / (Loss)	(\$13,935)	\$0

Utility Systems, LLC DBA Christopher Creek Haven Water / Gardner Water
 Annual Report
 Full time equivalent employees
 12/31/20

Full time equivalent employees

	Direct Company	Allocated	Outside service	Total
President				0.0
Vice-president				0.0
Manager				0.0
Engineering Staff				0.0
System Operator(s)				0.0
Meter reader				0.0
Customer Service				0.0
Accounting				0.0
Business Office				0.0
Rates Department				0.0
Administrative Staff				0.0
Other				0.0
Total	0.0	0.0	0.0	0.0

Supplemental Financial Data (Long-Term Debt)				
	Loan #1	Loan #2	Loan #3	Loan #4
Date Issued				
Source of Loan				
ACC Decision No.				
Reason for Loan				
Dollar Amt. Issued				
Amount Outstanding				
Date of Maturity				
Interest Rate				
Current Year Interest				
Current Year Principal				

Meter Deposit Balance at Test Year End:

Meter Deposits Refunded During the Test Year:

List all bonds, notes, loans, and other types of indebtedness in which the proceeds were used in the provision of public utility service. Indebtedness incurred for personal uses by the owner of the utility should not be listed. Input 0 or none if there is nothing to report for that cell.

Well and Water Usage											
Name of the System:		CHRISTOPHER CREEK HAVEN									
ADEQ Public Water System Number:		AZ0404005									
ADWR PCC Number:		91-000120.0000									
Well registry 55# (55-XXXXXX):	Pump Horsepower	Pump Yield (gpm)	Casing Depth (feet)	Casing Diameter (inches)	Pump Motor Type **	Year Drilled	Water level 2010	Water level 2019	Meter Size (inches)	How measured:	Active
800363	1.5	20	100	6	Centrifugal						Yes
800362	1.5	6	300	6	Centrifugal						Yes
512286	0.5	35	430	6	Centrifugal						Yes
543032	1.5	20	100	6	Centrifugal						Yes

Name of system water delivered to: _____
ADWR PCC Number: _____
Source of water delivered to another system _____

Name of system water received from: _____
ADWR PCC Number: _____
Source of water received _____
Well registry 55# (55-XXXXXX): _____

Month	Water withdrawn (gallons) ¹	Water sold (gallons) ²	Water delivered (sold) to other systems (gallons) ³	Water received (purchased) from other systems (gallons) ⁴	Estimated authorized use (gallons) ⁵	Purchased Power Expense ⁶	Purchased Power (kWh) ⁷
January	422,400.00	324,000.00	0.00	0.00			
February	424,400.00	280,300.00	0.00	0.00			
March	209,600.00	79,000.00	0.00	0.00			
April	183,000.00	148,800.00	0.00	0.00			
May	980,300.00	290,600.00	0.00	0.00			
June	(105,000.00)	374,600.00	0.00	0.00			
July	331,300.00	365,200.00	0.00	0.00			
August	330,300.00	325,000.00	0.00	0.00			
September	272,340.00	258,400.00	0.00	0.00			
October	301,860.00	369,000.00	0.00	0.00			
November	236,100.00	168,100.00	0.00	0.00			
December	165,000.00	47,100.00	0.00	0.00			
Totals	3,751,600.00	3,030,100.00	0.00	0.00	0.00	\$0	0

If applicable, in the space below please provide a description for all un-metered water use along with amounts:

1 Water withdrawn - Total gallons of water withdrawn from pumped sources.
2 Water sold - Total gallons from customer meters, and other sales such as construction water.
3 Water delivered (sold) to other systems - Total gallons of water delivered to other systems.
4 Water received (purchased) from other systems - Total gallons of water purchased/received from other systems.
5 Estimated authorized use - Total estimated gallons from authorized metered or unmetered use. Authorized uses such as flushing (mains, services and hydrants) draining/cleaning tanks, process, construction, fire fighting, etc. Non-authorized use (real losses) are service line breaks and leaks, water main breaks, meter inaccuracies and theft.
6 Enter the total purchased power costs for the power meters associated with this system.
7 Enter the total purchased kWh used by the power meters associated with this system.

Well and Water Usage

Name of the System:		GARDNER WC									
ADEQ Public Water System Number:		AZ0404038									
ADWR PCC Number:		91-000139.0000									
Well registry 55# (55-XXXXXX):	Pump Horsepower	Pump Yield (gpm)	Casing Depth (feet)	Casing Diameter (inches)	Pump Motor Type **	Year Drilled	Water level 2010	Water level 2019	Meter Size (inches)	How measured:	Active
631406	3.5	30	100	8	Centrifugal						Yes
627384	2	30	125	6	Centrifugal						Yes

Name of system water delivered to: _____
 ADWR PCC Number: _____
 Source of water delivered to another system: _____

Name of system water received from: _____
 ADWR PCC Number: _____
 Source of water received: _____
 Well registry 55# (55-XXXXXX): _____

Month	Water withdrawn (gallons) ¹	Water sold (gallons) ²	Water delivered (sold) to other systems (gallons) ³	Water received (purchased) from other systems (gallons) ⁴	Estimated authorized use (gallons) ⁵	Purchased Power Expense ⁶	Purchased Power (kWh) ⁷
January	108,900.00	95,700.00	0.00	0.00			
February	76,900.00	30,300.00	0.00	0.00			
March	75,500.00	64,200.00	0.00	0.00			
April	131,200.00	130,900.00	0.00	0.00			
May	220,900.00	215,700.00	0.00	0.00			
June	206,500.00	196,100.00	0.00	0.00			
July	217,100.00	212,600.00	0.00	0.00			
August	273,300.00	205,100.00	0.00	0.00			
September	232,200.00	158,800.00	0.00	0.00			
October	250,900.00	182,500.00	0.00	0.00			
November	232,200.00	90,300.00	0.00	0.00			
December	232,300.00	92,700.00	0.00	0.00			
Totals	2,257,900.00	1,674,900.00	0.00	0.00	0.00	\$0	0

If applicable, in the space below please provide a description for all un-metered water use along with amounts:

Instructions: Fill out the Grey Cells with the relevant information. Input 0 or none if there is nothing recorded in that account or there is no applicable information to report.

¹ Water withdrawn - Total gallons of water withdrawn from pumped sources.
² Water sold - Total gallons from customer meters, and other sales such as construction water.
³ Water delivered (sold) to other systems - Total gallons of water delivered to other systems.
⁴ Water received (purchased) from other systems - Total gallons of water purchased/received from other systems.
 #VALUE!
⁶ Enter the total purchased power costs for the power meters associated with this system.
⁷ Enter the total purchased kWh used by the power meters associated with this system.

Water Utility Plant Description			
Name of the System:	CHRISTOPHER CREEK HAVEN		
ADEQ Public Water System Number:	AZ0404005		
ADWR PCC Number:	91-000120.0000		

MAINS		
Sizes (inches)	Material	Length (feet)
2.00	Galvanized	5,416
3.00	Galvanized	555
4.00	Galvanized	4,050
2.00	PVC	390

CUSTOMER METERS			
Size (inches)	Quantity	Percent over 1,00,000 gallons	Percent over 10 years old
5/8 X 3/4	184	100%	100%

SERVICE LINES		
Material	Percent of system	Year installed

BOOSTER PUMPS		
Horsepower	GPM	Quantity
1.5		1
2		2
3		1

FIRE HYDRANTS	
Type	Quantity
Standard *	
Other	

STORAGE TANKS			
Capacity (gallons)	Material	Quantity	Year installed
80	Steel	1	?
5,000	Poly	1	?
10,000	Steel	1	?
10,000	Steel	1	?
10,000	Steel	1	?
10,000	Fiberglass	1	?

PRESSURE/BLADDER TANKS			
Capacity (gallons)	Material	Quantity	Year installed
3,000	Steel	1	?
100	Steel	4	?

* A standard fire hydrant has two 2.5 inch hose connection nozzles with 7.5 threads per inch, and one 4.5 inch pumper connection nozzle with 4 threads per inch.

Water Utility Plant Description			
Name of the System:	Gardner Water		
ADEQ Public Water System Number:	AZ0404038		
ADWR PCC Number:	91-000139.0000		

MAINS		
Sizes (inches)	Material	Length (feet)
2.00	Poly	7,946
3.00	Poly	3,200
15.00	Poly	150

CUSTOMER METERS			
Size (inches)	Quantity	Percent over 1,00,000 gallons	Percent over 10 years old
5/8 X 3/4	NA	100%	100%

SERVICE LINES		
Material	Percent of system	Year installed

BOOSTER PUMPS		
Horsepower	GPM	Quantity

FIRE HYDRANTS	
Type	Quantity
Standard *	
Other	

STORAGE TANKS			
Capacity (gallons)	Material	Quantity	Year installed

PRESSURE/BLADDER TANKS			
Capacity (gallons)	Material	Quantity	Year installed
1,000	Steel	1	?
3,000	Steel	1	?

* A standard fire hydrant has two 2.5 inch hose connection nozzles with 7.5 threads per inch, and one 4.5 inch pumper connection nozzle with 4 threads per inch.

Water Utility Plant Description (Continued)
--

For the following three items, list the utility owned assets in each category for each system.

TREATMENT EQUIPMENT:	4 Liquid Feed Pumps
-----------------------------	---------------------

STRUCTURES:	5 Pump Sheds/ 4 Small Wellhead Sheds/1 Storage Shed
--------------------	---

OTHER:	
---------------	--

Provide a calculation used to determine the value of one water equivalent residential connection (ERC).

Use one of the following methods:

- (a) If actual flow data are available from the preceding 12 months, divide the total annual single family residence (SFR) gallons sold by the average number of single family residence customers for the same period and divide the result by 365
- (b) If no historical flow data are available, use:
 $ERC = (\text{Total SFR gallons sold (Omit 000)} / 365 \text{ days} / 350 \text{ gallons per day})$

ERC

Method used:

Water Utility Plant Description (Continued)
--

For the following three items, list the utility owned assets in each category for each system.

TREATMENT EQUIPMENT:	
STRUCTURES:	2 Pump sheds
OTHER:	94+/- Customers

Provide a calculation used to determine the value of one water equivalent residential connection (ERC).

Use one of the following methods:

- (a) If actual flow data are available from the preceding 12 months, divide the total annual single family residence (SFR) gallons sold by the average number of single family residence customers for the same period and divide the result by 365 days.
- (b) If no historical flow data are available, use:
 $ERC = (\text{Total SFR gallons sold (Omit 000)} / 365 \text{ days} / 350 \text{ gallons per day})$

ERC

Method used:

Customer and Other Information	
Name of the System:	CHRISTOPHER CREEK HAVEN
ADEQ Public Water System Number:	AZ0404005
ADWR PCC Number:	91-000120.0000

Month	Number of Customers				
	Single-Family	Multi-Family	Commercial	Turf/Irrigation	Other Non-Residential
January	175	0	9	0	0
February	175	0	9	0	0
March	173	0	9	0	0
April	175	0	9	0	0
May	176	0	9	0	0
June	176	0	9	0	0
July	176	0	9	0	0
August	176	0	9	0	0
September	176	0	9	0	0
October	176	0	9	0	0
November	175	0	9	0	0
December	175	0	9	0	0

If the system has fire hydrants, what is the fire flow requirements? GPM for hrs.

Does the system have chlorination treatment?

Does the Company have an ADWR Gallons Per Capita Per Day (GPCPD) requirement?
 If yes, provide the GPCPD amount:

Is the Water Utility located in an ADWR Active Management Area (AMA)?
 If yes, which AMA?

What is the present system connection capacity (in ERCs *) using existing lines?

What is the future system connection capacity (in ERCs *) upon service area buildout?

Describe any plans and estimated completion dates for any enlargements or improvements of this system.

* an ERC is based on the calculation on the bottom of AR9 page 12.

Customer and Other Information	
Name of the System:	GARDNER WC
ADEQ Public Water System Number:	AZ0404038
ADWR PCC Number:	91-000139.0000

Month	Number of Customers				
	Single-Family	Multi-Family	Commercial	Turf/Irrigation	Other Non-Residential
January	95				
February	95				
March	95				
April	95				
May	95				
June	95				
July	96				
August	96				
September	97				
October	97				
November	98				
December	98				

If the system has fire hydrants, what is the fire flow requirements? GPM for hrs.

Does the system have chlorination treatment?

Does the Company have an ADWR Gallons Per Capita Per Day (GCPCPD) requirement?
 If yes, provide the GCPCPD amount:

Is the Water Utility located in an ADWR Active Management Area (AMA)?
 If yes, which AMA?

What is the present system connection capacity (in ERCs *) using existing lines?

What is the future system connection capacity (in ERCs *) upon service area buildout?

Describe any plans and estimated completion dates for any enlargements or improvements of this system.

* an ERC is based on the calculation on the bottom of AR9 page 12b.

Utility Systems, LLC DBA Christopher Creek Haven Water / Gardner Water
Annual Report
 Utility Shutoffs / Disconnects
 12/31/20

Utility Shutoffs / Disconnects	
Name of the System:	CHRISTOPHER CREEK HAVEN
ADEQ Public Water System Number:	AZ0404005
ADWR PCC Number:	91-000120.0000

Month	Termination without Notice R14-2-410.B	Termination with Notice R14-2-410.C	Other
January	0	0	0
February	0	0	0
March	0	0	0
April	0	0	0
May	0	0	0
June	0	0	0
July	0	0	0
August	0	0	0
September	0	0	0
October	0	0	0
November	0	0	0
December	0	0	0
Total	0	0	0

Other (description):

N/A

Instructions: Fill out the Grey Cells with the relevent information. Input 0 or none if there is nothing recorded in that account or there is no applicable information to report.

Utility Systems, LLC DBA Christopher Creek Haven Water / Gardner Water
Annual Report
 Utility Shutoffs / Disconnects
 12/31/20

Utility Shutoffs / Disconnects	
Name of the System:	GARDNER WC
ADEQ Public Water System Number:	AZ0404038
ADWR PCC Number:	91-000139.0000

Month	Termination without Notice R14-2-410.B	Termination with Notice R14-2-410.C	Other
January	0	0	0
February	0	0	0
March	0	0	0
April	0	0	0
May	0	0	0
June	0	0	0
July	0	0	0
August	0	0	0
September	0	0	0
October	0	0	0
November	0	0	0
December	0	0	0
Total	0	0	0

Other (description):

N/A

Instructions: Fill out the Grey Cells with the relevent information. Input 0 or none if there is nothing recorded in that account or there is no applicable information to report.

Utility Systems, LLC DBA Christopher Creek Haven Water / Gardner Water
Annual Report
Property Taxes
12/31/20

Property Taxes	
-----------------------	--

Amount of actual property taxes paid during Calendar Year 2019 was	\$8,522
--	---------

If no property taxes paid, explain why.

The Arizona Corporation Commission did not fund these systems appropriately to cover all necessary expenses including property tax. I informed them of this fact, and was ignored. All property tax amounts are for past due years with unfunded penalties and fees.

Instructions: Fill out the Grey Cells with the relevant information. Input 0 or none if there is nothing recorded in that account or there is no applicable information to report.

Verification and Sworn Statement (Taxes)

Verification: State of Arizona I, the undersigned of the
(state name)

County of (county name): Gila
Name (owner or official) title: Jeffery T. Daniels, Member/Manager
Company name: Utility Systems, LLC DBA Christopher Creek Haven Water / Gardner W

DO SAY THAT THIS ANNUAL UTILITY PROPERTY TAX AND SALES TAX REPORT TO THE ARIZONA CORPORATION COMMISSION.

FOR THE YEAR ENDING: 12/31/20

HAS BEEN PREPARED UNDER MY DIRECTION, FROM THE ORIGINAL BOOKS, PAPERS AND RECORDS OF SAID UTILITY; THAT I HAVE CAREFULLY EXAMINED THE SAME, AND DECLARE THE SAME TO BE A COMPLETE AND CORRECT STATEMENT OF BUSINESS AND AFFAIRS OF SAID UTILITY FOR THE PERIOD COVERED BY THIS REPORT IN RESPECT TO EACH AND EVERY MATTER AND THING SET FORTH, TO THE BEST OF MY KNOWLEDGE, INFORMATION AND BELIEF.

Sworn Statement: I HEREBY ATTEST THAT ALL PROPERTY TAXES FOR SAID COMPANY ARE NOT CURRENT AND PAID IN FULL.

I HEREBY ATTEST THAT ALL SALES TAXES FOR SAID COMPANY ARE NOT CURRENT AND PAID IN FULL.

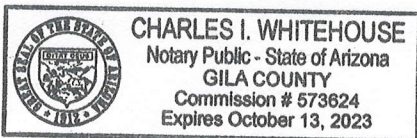
[Signature]
signature of owner/official
833-928-3729
telephone no.

SUBSCRIBED AND SWORN TO BEFORE ME A NOTARY PUBLIC
IN AND FOR THE COUNTY

THIS 24th DAY OF Gila
(county name)
March, 2021
(month) and (year)

MY COMMISSION EXPIRES 10/13/23
(date)

[Signature]
(signature of notary public)



Verification and Sworn Statement

Verification:

State of Arizona I, the undersigned of the
(state name)
County of (county name): Gila
Name (owner or official) title: Jeffery T. Daniels, Member/Manager
Company name: Utility Systems, LLC DBA Christopher Creek Haven Water / Gard

DO SAY THAT THIS ANNUAL UTILITY PROPERTY TAX AND SALES TAX REPORT TO THE ARIZONA CORPORATION COMMISSION.

FOR THE YEAR ENDING: 12/31/20


HAS BEEN PREPARED UNDER MY DIRECTION, FROM THE ORIGINAL BOOKS, PAPERS AND RECORDS OF SAID UTILITY; THAT I HAVE CAREFULLY EXAMINED THE SAME, AND DECLARE THE SAME TO BE A COMPLETE AND CORRECT STATEMENT OF BUSINESS AND AFFAIRS OF SAID UTILITY FOR THE PERIOD COVERED BY THIS REPORT IN RESPECT TO EACH AND EVERY MATTER AND THING SET FORTH, TO THE BEST OF MY KNOWLEDGE, INFORMATION AND BELIEF.

Sworn Statement: IN ACCORDANCE WITH THE REQUIREMENTS OF TITLE 40, ARTICLE 8, SECTION 40-401, ARIZONA REVISED STATUTES, IT IS HEREIN REPORTED THAT THE GROSS OPERATING REVENUE OF SAID UTILITY DERIVED FROM ARIZONA INTRASTATE UTILITY OPERATIONS DURING THE CALENDAR YEAR WAS:

Arizona Intrastate Gross Operating Revenues Only (\$)
\$96,659
(The amount in the box above includes
\$6,154 in sales taxes
billed or collected)

Jeffery T. Daniels
signature of owner/official
833-928-3729
telephone no.

SUBSCRIBED AND SWORN TO BEFORE ME A NOTARY PUBLIC
IN AND FOR THE COUNTY Gila
THIS 24th DAY OF March 2021
(month) and (year)
MY COMMISSION EXPIRES 10/13/23
(date)



Charles I. Whitehouse
(signature of notary public)

Verification and Sworn Statement (Residential Revenue)

Verification:

State of Arizona I, the undersigned of the
(state name)

County of (county name): Gila
Name (owner or official) title: Jeffery T. Daniels, Member/Manager
Company name: Utility Systems, LLC DBA Christopher Creek Haven Water

DO SAY THAT THIS ANNUAL UTILITY PROPERTY TAX AND SALES TAX REPORT TO THE ARIZONA CORPORATION COMMISSION.

FOR THE YEAR ENDING: 12/31/20

HAS BEEN PREPARED UNDER MY DIRECTION, FROM THE ORIGINAL BOOKS, PAPERS AND RECORDS OF SAID UTILITY; THAT I HAVE CAREFULLY EXAMINED THE SAME, AND DECLARE THE SAME TO BE A COMPLETE AND CORRECT STATEMENT OF BUSINESS AND AFFAIRS OF SAID UTILITY FOR THE PERIOD COVERED BY THIS REPORT IN RESPECT TO EACH AND EVERY MATTER AND THING SET FORTH, TO THE BEST OF MY KNOWLEDGE, INFORMATION AND BELIEF.

Sworn Statement: IN ACCORDANCE WITH THE REQUIREMENTS OF TITLE 40, ARTICLE 8, SECTION 40-401, ARIZONA REVISED STATUTES, IT IS HEREIN REPORTED THAT THE GROSS OPERATING REVENUE OF SAID UTILITY DERIVED FROM ARIZONA INTRASTATE UTILITY OPERATIONS RECEIVED FROM RESIDENTIAL CUSTOMERS DURING THE CALENDAR YEAR WAS:

Arizona Intrastate Gross Operating Revenues Only (\$)

\$96,659

(The amount in the box above includes

\$6,154 in sales taxes

billed or collected)

[Signature]
signature of owner/official

833-928-3729

telephone no.

SUBSCRIBED AND SWORN TO BEFORE ME A NOTARY PUBLIC
IN AND FOR THE COUNTY Gila

(county name)

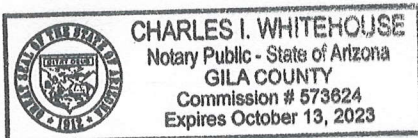
THIS 24th DAY OF March 2021

(month) and (year)

MY COMMISSION EXPIRES 10/13/23

(date)

[Signature]
(signature of notary public)



Utility Systems, LLC DBA Christopher Creek Haven Water / Gardner Water
Annual Report
for Income Tax Statement of Certification
12/31/20

for Income Tax Statement of Certification

Verification:

State of Arizona I, the undersigned of the
(state name)

County of (county name): Gila
Name (owner or official) title: Jeffery T. Daniels, Member/Manager
Company name: Utility Systems, LLC DBA Christopher Creek Haven Water /

FOR THE YEAR ENDING: 12/31/20

Sworn Statement:

IN ACCORDANCE WITH THE REQUIREMENTS OF DECISION NO. 77084, BECAUSE THE UTILITY REQUIRES THE GROSS UP OF ADVANCES AND CONTRIBUTIONS, I HEREBY STATE THAT THE UTILITY HAS NOT INCURRED NOR IS EXPECTED TO INCUR A NET INCREASE IN CURRENT INCOME TAX EXPENSE OR A DECREASE IN DEFERRED TAX ASSET FOR A CARRY FORWARD ACCORDING TO GAAP IN AN AMOUNT EQUAL TO OR GREATER THAN THE AMOUNT OF THE REQUIRED GROSS UP PAID BY DEVELOPERS IN THE PERIOD COVERED BY THIS ANNUAL REPORT.

Jeffery T. Daniels
signature of owner/official
833-928-3729
telephone no.

SUBSCRIBED AND SWORN TO BEFORE ME A NOTARY PUBLIC
IN AND FOR THE COUNTY Gila
(county name)
THIS 24th DAY OF March 2021
(month) and (year)
MY COMMISSION EXPIRES 10/13/23
(date)

Charles I. Whitehouse
(signature of notary public)

