

ANNUAL REPORT

Of

Company Name:

Mailing Address: **801 W Camino Desierto
Tucson, AZ 85704**

Docket No.:
For the Year Ended:

RECEIVED
MAY 16 2019
ARIZONA CORP COMMISSION
UTILITIES DIVISION - DIRECTOR'S OFFICE

WATER UTILITY

To

Arizona Corporation Commission

Due on April 15th

Email: rdelafuente@azcc.gov, mail or deliver the completed Annual Report to:
Arizona Corporation Commission
Compliance Section - Utilities Division
1200 West Washington Street
Phoenix, Arizona 85007

Application Type:
Application Date:

3-17-19

ARIZONA CORPORATION COMMISSION
WATER UTILITY ANNUAL REPORT
Twin Hawks Utility, Inc.
A Class Utility

1. For the Calendar Year Ended:

2. Address:
City: State: Zip Code:

3. Telephone Number:

4. Date of Original Organization of Utility:

5. Person to whom correspondence should be addressed concerning this report:

Name:
Telephone No. :
Address:
City: State: Zip Code:
Email:

6. On-Site Manager:

Name:
Telephone No. :
Address:
City: State: Zip Code:
Email:

7. Ownership:

8. Counties Served:

Utility Plant in Service (Water)							
Account No.	Description	Beginning Year Original Cost	Current Year Additions	Current Year Retirements	Adjusted Original Cost	Accumulated Depreciation	OCLD (OC less AD)
301	Organization	\$18,600	0	0	\$18,600	0	\$18,600
302	Franchises	0	0	0	0	0	0
303	Land and Land Rights	0	0	0	0	0	0
304	Structures and Improvements	0	0	0	0	0	0
305	Collecting & Improving Reservoirs	0	0	0	0	0	0
306	Lake, River, Canal Intakes	0	0	0	0	0	0
307	Wells and Springs	19,500	0	0	19,500	7,501	11,999
308	Infiltration Galleries	0	0	0	0	0	0
309	Supply Mains	0	0	0	0	0	0
310	Power Generation Equipment	0	0	0	0	0	0
311	Pumping Equipment	4,202	0	0	4,202	4,202	0
320	Water Treatment Equipment	0	0	0	0	0	0
320.1	Water Treatment Plants	0	0	0	0	0	0
320.2	Solution Chemical Feeders	0	0	0	0	0	0
320.3	Point-of-Use Treatment Devices	0	0	0	0	0	0
330	Distribution Reservoirs and Standpipes	0	0	0	0	0	0
330.1	Storage Tanks	10,600	0	0	10,600	2,815	7,785
330.2	Pressure Tanks	0	0	0	0	0	0
331	Transmission and Distribution Mains	28,221	0	0	28,221	5,080	23,141
333	Services	6,703	0	0	6,703	1,285	5,418
334	Meters and Meter Installations	1,000	0	0	1,000	989	11
335	Hydrants	0	0	0	0	0	0
336	Backflow Prevention Devices	0	0	0	0	0	0
339	Other Plant and Misc. Equipment	8,265	0	0	8,265	4,146	4,119
340	Office Furniture and Equipment	0	0	0	0	0	0
340.1	Computer & Software	0	0	0	0	0	0
341	Transportation Equipment	0	0	0	0	0	0
342	Stores Equipment	0	0	0	0	0	0
343	Tools, Shop and Garage Equipment	0	0	0	0	0	0
344	Laboratory Equipment	0	0	0	0	0	0
345	Power Operated Equipment	0	0	0	0	0	0
346	Communication Equipment	2,500	0	0	2,500	1,667	833
347	Miscellaneous Equipment	0	0	0	0	0	0
348	Other Tangible Plant	0	0	0	0	0	0
	Totals	\$99,591	\$0	\$0	\$99,591	\$27,685	\$71,906

Instructions: Fill out the Grey Cells with the relevant information. Input 0 or none if there is nothing recorded in that account or there is no applicable information to report.

Twin Hawks Utility, Inc.
 Annual Report
 Depreciation Expense for the Current Year (Water)
 12/31/18

Depreciation Expense for the Current Year (Water)								
Account No.	Description	Beginning Year Original Cost	Current Year Additions	Current Year Retirements	Adjusted Original Cost	Fully Depreciated/Non-depreciable Plant	Depreciation Percentages	Depreciation Expense
301	Organization	\$18,600	\$0	\$0	\$18,600	0	0.00%	\$0
302	Franchises	0	0	0	0	0	0.00%	0
303	Land and Land Rights	0	0	0	0	0	0.00%	0
304	Structures and Improvements	0	0	0	0	0	0.00%	0
305	Collecting & Improving Reservoirs	0	0	0	0	0	0.00%	0
306	Lake, River, Canal Intakes	0	0	0	0	0	0.00%	0
307	Wells and Springs	19,500	0	0	19,500	0	3.33%	649
308	Infiltration Galleries	0	0	0	0	0	0.00%	0
309	Supply Mains	0	0	0	0	0	0.00%	0
310	Power Generation Equipment	0	0	0	0	0	0.00%	0
311	Pumping Equipment	4,202	0	0	4,202	0	12.50%	68
320	Water Treatment Equipment	0	0	0	0	0	0.00%	0
320.1	Water Treatment Plants	0	0	0	0	0	0.00%	0
320.2	Solution Chemical Feeders	0	0	0	0	0	0.00%	0
320.3	Point-of-Use Treatment Devices	0	0	0	0	0	0.00%	0
330	Distribution Reservoirs and Standpipes	0	0	0	0	0	0.00%	0
330.1	Storage Tanks	10,600	0	0	10,600	0	2.22%	235
330.2	Pressure Tanks	0	0	0	0	0	0.00%	0
331	Transmission and Distribution Mains	28,221	0	0	28,221	0	2.00%	564
333	Services	6,703	0	0	6,703	0	3.33%	223
334	Meters and Meter Installations	1,000	0	0	1,000	0	8.33%	83
335	Hydrants	0	0	0	0	0	0.00%	0
336	Backflow Prevention Devices	0	0	0	0	0	0.00%	0
339	Other Plant and Misc. Equipment	8,265	0	0	8,265	0	6.67%	551
340	Office Furniture and Equipment	0	0	0	0	0	0.00%	0
340.1	Computer & Software	0	0	0	0	0	0.00%	0
341	Transportation Equipment	0	0	0	0	0	0.00%	0
342	Stores Equipment	0	0	0	0	0	0.00%	0
343	Tools, Shop and Garage Equipment	0	0	0	0	0	0.00%	0
344	Laboratory Equipment	0	0	0	0	0	0.00%	0
345	Power Operated Equipment	0	0	0	0	0	0.00%	0
346	Communication Equipment	2,500	0	0	2,500	0	10.00%	250
347	Miscellaneous Equipment	0	0	0	0	0	0.00%	0
348	Other Tangible Plant	0	0	0	0	0	0.00%	0
	Subtotal	\$99,591	\$0	\$0	\$99,591	\$0		\$2,625

Contribution(s) in Aid of Construction (Gross) \$0
 Less: Non Amortizable Contribution(s) 0
 Fully Amortized Contribution(s) 0
 Amortizable Contribution(s) \$0
 Times: Proposed Amortization Rate 2.64%
 Amortization of CIAC \$0

Less: Amortization of CIAC \$0

DEPRECIATION EXPENSE \$2,625

Instructions: Fill out the Grey Cells with the relevant information. Input 0 or none if there is nothing recorded in that account or there is no applicable information to report.

Twin Hawks Utility, Inc.
Annual Report
Balance Sheet Assets
12/31/18

Balance Sheet Assets				
	Assets		Balance at Beginning of Year (2018)	Balance at End of Year (2018)
Account No.	Current and Accrued Assets			
131	Cash		\$17,519	\$8,650
134	Working Funds		0	0
135	Temporary Cash Investments		450	807
141	Customer Accounts Receivable		0	0
146	Notes Receivable from Associated Companies		0	0
151	Plant Material and Supplies		0	0
162	Prepayments		0	0
174	Miscellaneous Current and Accrued Assets		0	0
	Total Current and Accrued Assets		\$17,969	\$9,457
Account No.	Fixed Assets			
101	Utility Plant in Service*		\$99,591	\$99,591
103	Property Held for Future Use		0	0
105	Construction Work in Progress		0	0
108	Accumulated Depreciation (enter as negative)*		(25,062)	(27,685)
121	Non-Utility Property		0	0
122	Accumulated Depreciation - Non Utility		0	0
	Total Fixed Assets		\$74,529	\$71,906
	Total Assets		\$92,498	\$81,363

Instructions: Fill out the Grey Cells with the relevant information. Input 0 or none if there is nothing recorded in that account or there is no applicable information to report.

*Note these items feed automatically from AR3 UPIS Page 3

Twin Hawks Utility, Inc.
 Annual Report
 Balance Sheet Liabilities and Owners Equity

Balance Sheet Liabilities and Owners Equity				
	Liabilities		Balance at Beginning of Year (2018)	Balance at End of Year (2018)
Account No.	Current Liabilities			
231	Accounts Payable		\$0	\$0
232	Notes Payable (Current Portion)		\$0	\$0
234	Notes Payable to Associated Companies		\$0	\$0
235	Customer Deposits		\$0	\$0
236	Accrued Taxes		\$40	\$48
237	Accrued Interest		\$0	\$0
242	Miscellaneous Current and Accrued Liabilities		\$0	\$0
	Total Current Liabilities		\$40	\$48
	Long Term Debt			
224	Long Term Debt (Notes and Bonds)		\$0	\$0
	Deferred Credits			
251	Unamortized Premium on Debt		\$0	\$0
252	Advances in Aid of Construction		0	0
255	Accumulated Deferred Investment Tax Credits		0	0
271	Contributions in Aid of Construction		0	0
272	Less: Amortization of Contributions		0	0
281	Accumulated Deferred Income Tax		0	0
	Total Deferred Credits		\$0	\$0
	Total Liabilities		\$40	\$48
	Capital Accounts			
201	Common Stock Issued		\$0	\$0
211	Other Paid-In Capital		30,325	22,325
215	Retained Earnings		62,133	59,227
218	Proprietary Capital (Sole Props and Partnerships)		0	(237)
	Total Capital		\$92,458	\$81,315
	Total Liabilities and Capital		\$92,498	\$81,363

Instructions: Fill out the Grey Cells with the relevant information. Input 0 or none if there is nothing recorded in that account or there is no applicable information to report.

Note: Total liabilities and Capital must match total assets for the beginning and end of the year!

Water Comparative Income Statement			
Account No.	Calendar Year	Current Year 01/01/2018 - 12/31/2018	Last Year 01/01/2017 - 12/31/2017
	Operating Revenue		
461	Metered Water Revenue	\$10,427	\$7,801
460	Unmetered Water Revenue	0	0
462	Fire Protection Revenue	0	0
469	Guaranteed Revenues (Surcharges)	0	0
471	Miscellaneous Service Revenues	0	0
474	Other Water Revenue	0	0
	Total Revenues	\$10,427	\$7,801
	Operating Expenses		
601	Salaries and Wages	\$0	\$0
604	Employee Pensions and Benefits	0	0
610	Purchased Water	516	0
615	Purchased Power	2,057	1,635
618	Chemicals	0	0
620	Materials and Supplies	0	249
620.1	Repairs and Maintenance	3,784	2,800
620.2	Office Supplies and Expense	1,983	0
630	Contractual Services	0	0
631	Contractual Services - Engineering	0	0
632	Contractual Services - Accounting	450	400
633	Contractual Services - Legal	339	0
634	Contractual Services - Management Fees	0	0
635	Contractual Services - Water Testing	0	0
636	Contractual Services - Other	600	300
640	Rents	0	0
641	Rental of Building/Real Property	0	0
642	Rental of Equipment	0	0
650	Transportation Expenses	589	0
657	Insurance - General Liability	0	0
657.1	Insurance - Health and Life	0	0
665	Regulatory Commission Expense - Rate	0	0
670	Bad Debt Expense	0	0
675	Miscellaneous Expense	70	599
403	Depreciation Expense (From Schedule AR4)	2,625	2,949
408	Taxes Other Than Income	0	0
408.11	Property Taxes	322	686
409	Income Taxes	0	0
427.1	Customer Security Deposit Interest	0	0
	Total Operating Expenses	\$13,335	\$9,618
	Operating Income / (Loss)	(\$2,908)	(\$1,817)
	Other Income / (Expense)		
419	Interest and Dividend Income	\$0	\$0
421	Non-Utility Income	\$0	\$0
426	Miscellaneous Non-Utility (Expense)	\$0	\$0
427	Interest (Expense)	\$0	\$0
	Total Other Income / (Expense)	\$0	\$0
	Net Income / (Loss)	(\$2,908)	(\$1,817)

Instructions: Fill out the Grey Cells with the relevant information. Input 0 or none if there is nothing recorded in that account or there is no applicable information to report.

Twin Hawks Utility, Inc.
 Annual Report
 Full time equivalent employees
 12/31/18

Full time equivalent employees

	Direct Company	Outside service	Total
President	0.0	0.0	0.0
Vice-president	0.0	0.0	0.0
Manager	0.0	0.0	0.0
Engineering Staff	0.0	0.0	0.0
System Operator(s)	0.0	0.0	0.0
Meter reader	0.0	0.0	0.0
Customer Service	0.0	0.0	0.0
Accounting	0.0	0.0	0.0
Business Office	0.0	0.0	0.0
Rates Department	0.0	0.0	0.0
Administrative Staff	0.0	0.0	0.0
Other	0.0	0.0	0.0
Total	0.0	0.0	0.0

Instructions: Fill out the Grey Cells with the relevant information. Input 0 or none if there is nothing recorded in that account or there is no applicable information to report. A full-time employee is based on 2080 total hours per year. Please calculate partial employees using 2080 hours.

Supplemental Financial Data (Long-Term Debt)				
	Loan #1	Loan #2	Loan #3	Loan #4
Date Issued	1/0/1900	1/0/1900	1/0/1900	1/0/1900
Source of Loan	1/0/1900	0	0	0
ACC Decision No.	1/0/1900	0	0	0
Reason for Loan	1/0/1900	0	0	0
Dollar Amt. Issued	1/0/1900	\$0	\$0	\$0
Amount Outstanding	1/0/1900	\$0	\$0	\$0
Date of Maturity	1/0/1900	1/0/1900	1/0/1900	1/0/1900
Interest Rate	1/0/1900	0.00%	0.00%	0.00%
Current Year Interest	1/0/1900	\$0	\$0	\$0
Current Year Principal	1/0/1900	\$0	\$0	\$0

Meter Deposit Balance at Test Year End:	\$0
-----------------------------------------	-----

Meter Deposits Refunded During the Test Year:	\$0
-----------------------------------------------	-----

List all bonds, notes, loans, and other types of indebtedness in which the proceeds were used in the provision of public utility service. Indebtedness incurred for personal uses by the owner of the utility should not be listed. Input 0 or none if there is nothing to report for that cell.

Well and Water Usage										
Name of the System:										
ADEQ Public Water System Number:										
ADWR PCC Number:										
Well registry 55# (55-XXXXXX):	Pump Horsepower	Pump Yield (gpm)	Casing Depth (feet)	Casing Diameter (inches)	Pump Motor Type **	Year Drilled	Meter Size (inches)	How measured:	Active	Yes
55-636404	7.5	25	820	8	sub	1974	1	Metered		
0	0	0	0	0	0	0	0	0	0	0
0	0	0	0	0	0	0	0	0	0	0
0	0	0	0	0	0	0	0	0	0	0
0	0	0	0	0	0	0	0	0	0	0
0	0	0	0	0	0	0	0	0	0	0
0	0	0	0	0	0	0	0	0	0	0
0	0	0	0	0	0	0	0	0	0	0
0	0	0	0	0	0	0	0	0	0	0
0	0	0	0	0	0	0	0	0	0	0
0	0	0	0	0	0	0	0	0	0	0
0	0	0	0	0	0	0	0	0	0	0
0	0	0	0	0	0	0	0	0	0	0
0	0	0	0	0	0	0	0	0	0	0
0	0	0	0	0	0	0	0	0	0	0
0	0	0	0	0	0	0	0	0	0	0
0	0	0	0	0	0	0	0	0	0	0
0	0	0	0	0	0	0	0	0	0	0
0	0	0	0	0	0	0	0	0	0	0
0	0	0	0	0	0	0	0	0	0	0
0	0	0	0	0	0	0	0	0	0	0
0	0	0	0	0	0	0	0	0	0	0
0	0	0	0	0	0	0	0	0	0	0

Name of system water delivered to: _____
 ADWR PCC Number: _____
 Source of water delivered to another system: _____

Name of system water received from: _____
 ADWR PCC Number: _____
 Source of water received: _____
 Well registry 55# (55-XXXXXX): _____

Month	Water withdrawn (acre ft) ¹	Water sold (acre ft) ²	Water delivered (sold) to other systems (acre ft) ³	Water received (purchased) from other systems (acre ft) ⁴	Estimated authorized use (acre ft) ⁵	Purchased Power Expense ⁶	Purchased Power (kWh) ⁷
January	0.23	0.21	0	0	0	146.30	646
February	0.25	0.31	0	0	0	139.73	680
March	0.39	0.39	0	0	0	145.63	1029
April	0.46	0.43	0	0	0	191.62	1191
May	0.57	0.56	0	0	0	210.30	1432
June	0.46	0.44	0	0	0	216.11	1140
July	0.49	0.46	0	0	0	218.76	1246
August	0.37	0.35	0	0	0	202.61	968
September	0.32	0.34	0	0	0	179.47	860
October	0.24	0.23	0	0	0	165.35	686
November	0.19	0.20	0	0	0	134.99	533
December	0.21	0.22	0	0	0	166.03	562
Totals	4	4	0	0	0	\$2,057	10,973

If applicable, in the space below please provide a description for all un-metered water use along with amounts:
 na

Instructions: Fill out the Grey Cells with the relevant information. Input 0 or none if there is nothing recorded in that account or there is no applicable information to report.

- 1 Water withdrawn - Total acre feet of water withdrawn from pumped sources.
- 2 Water sold - Total acre feet from customer meters, and other sales such as construction water.
- 3 Water delivered (sold) to other systems - Total acre feet of water delivered to other systems.
- 4 Water received (purchased) from other systems - Total acre feet of water purchased/received from other systems.
- 5 Estimated authorized use - Total estimated acre feet from authorized metered or un-metered use. Authorized uses such as flushing (mains, services and hydrants) draining/cleaning tanks, process, construction, fire fighting, etc. Non-authorized use (real losses) are service line breaks and leaks, water main breaks, meter inaccuracies and theft.
- 6 Enter the total purchased power costs for the power meters associated with this system.
- 7 Enter the total purchased kWh used by the power meters associated with this system.

Water Utility Plant Description	
Name of the System:	0
ADEQ Public Water System Number:	
ADWR PCC Number:	

MAINS		
Sizes (inches)	Material	Length (feet)
4.00	HDPE	660
6.00	PVC	8,000
0.00	NA	0
0.00	NA	0
0.00	NA	0
0.00	NA	0
0.00	NA	0
0.00	NA	0
0.00	NA	0
0.00	NA	0
0.00	NA	0
0.00	NA	0
0.00	NA	0
0.00	NA	0
0.00	NA	0
0.00	NA	0
0.00	NA	0

CUSTOMER METERS	
Size (inches)	Quantity
5/8 X 3/4	17
NA	0
NA	0
NA	0
NA	0
NA	0
NA	0
NA	0
NA	0
NA	0
NA	0
NA	0
NA	0
NA	0
NA	0
NA	0
NA	0
NA	0
NA	0
NA	0
NA	0

SERVICE LINES	
Material	Percent of system
Copper	25%
PVC	50%
Other	25%
NA	0%
NA	0%

BOOSTER PUMPS		
Horsepower	GPM	Quantity
5	70	3
0	0	0
0	0	0
0	0	0

FIRE HYDRANTS	
Type	Quantity
Standard *	0
Other	0

STORAGE TANKS		
Capacity (gallons)	Material	Quantity
6,000	Steel	2
0	0	0
0	0	0
0	0	0
0	0	0
0	0	0

PRESSURE/BLADDER TANKS		
Capacity (gallons)	Material	Quantity
100	Steel	4
0	0	0
0	0	0
0	0	0
0	0	0
0	0	0
0	0	0

Instructions: Fill out the Grey Cells with the relevant information. Input 0 or none if there is nothing recorded in that account or there is no applicable information to report. Copy and paste this sheet as many times as is necessary.

* A standard fire hydrant has two 2.5 inch hose connection nozzles with 7.5 threads per inch, and one 4.5 inch pumper connection nozzle with 4 threads per inch.

Water Utility Plant Description (Continued)

For the following three items, list the utility owned assets in each category for each system.

TREATMENT EQUIPMENT:	0
---------------------------------	---

STRUCTURES:	0
--------------------	---

OTHER:	0
---------------	---

Instructions: Fill out the Grey Cells with the relevant information. Input 0 or none if there is nothing recorded in that account or there is no applicable information to report. Copy and paste this sheet as many times as is necessary.

Customer and Other Information	
Name of the System:	0
ADEQ Public Water System Number:	n/a
ADWR PCC Number:	n/a

Month	Number of Customers				
	Single-Family	Multi-Family	Commercial	Turf/Irrigation	Other Non-Residential
January	17	0	0	0	0
February	17	0	0	0	0
March	17	0	0	0	0
April	17	0	0	0	0
May	17	0	0	0	0
June	17	0	0	0	0
July	17	0	0	0	0
August	17	0	0	0	0
September	17	0	0	0	0
October	17	0	0	0	0
November	17	0	0	0	0
December	17	0	0	0	0
			0		

If the system has fire hydrants, what is the fire flow requirements? GPM for hrs.

Does the system have chlorination treatment?

Does the Company have an ADWR Gallons Per Capita Per Day (GCPCPD) requirement?

If yes, provide the GPCPD amount:

Is the Water Utility located in an ADWR Active Management Area (AMA)?

If yes, which AMA?

Instructions: Fill out the Grey Cells with the relevant information. Input 0 or none if there is nothing recorded in that account or there is no applicable information to report. Copy and paste this sheet as many times as is necessary.

Twin Hawks Utility, Inc.
Annual Report
Property Taxes
12/31/18

Property Taxes	
----------------	--

Amount of actual property taxes paid during Calendar Year 2018 was	
--------------------------------------------------------------------	--

\$322

If no property taxes paid, explain why.

paid

Instructions: Fill out the Grey Cells with the relevant information. Input 0 or none if there is nothing recorded in that account or there is no applicable information to report.

Twin Hawks Utility, Inc.
Annual Report
Verification and Sworn Statement (Taxes)
12/31/18

Verification and Sworn Statement (Taxes)

RECEIVED

Verification: State of Arizona I, the undersigned of the
(state name)

County of (county name): Pinal
Name (owner or official) title: Geoff Caron
Company name: Twin Hawks Utility, Inc.

MAY 17 2019

ARIZONA CORP COMMISSION
UTILITIES DIVISION - DIRECTOR'S OFFICE

DO SAY THAT THIS ANNUAL UTILITY PROPERTY TAX AND SALES TAX REPORT TO THE ARIZONA CORPORATION COMMISSION.

FOR THE YEAR ENDING: 12/31/18

HAS BEEN PREPARED UNDER MY DIRECTION, FROM THE ORIGINAL BOOKS, PAPERS AND RECORDS OF SAID UTILITY; THAT I HAVE CAREFULLY EXAMINED THE SAME, AND DECLARE THE SAME TO BE A COMPLETE AND CORRECT STATEMENT OF BUSINESS AND AFFAIRS OF SAID UTILITY FOR THE PERIOD COVERED BY THIS REPORT IN RESPECT TO EACH AND EVERY MATTER AND THING SET FORTH, TO THE BEST OF MY KNOWLEDGE, INFORMATION AND BELIEF.

Sworn Statement: I HEREBY ATTEST THAT ALL PROPERTY TAXES FOR SAID COMPANY ARE CURRENT AND PAID IN FULL.

I HEREBY ATTEST THAT ALL SALES TAXES FOR SAID COMPANY ARE CURRENT AND PAID IN FULL.

Geoff Caron

signature of owner/official

520-471-4852
telephone no.

SUBSCRIBED AND SWORN TO BEFORE ME A NOTARY PUBLIC
IN AND FOR THE COUNTY

THIS

16th

DAY OF

Pima
(county name)
May 2019
(month) and (year)

MY COMMISSION EXPIRES

4-15-2023
(date)



Leah P. Mendoza
(signature of notary public)

Verification and Sworn Statement

RECEIVED

Verification:

State of Arizona I, the undersigned of the
(state name)

County of (county name): Pinal

Name (owner or official) title: Geoff Caron

Company name: Twin Hawks Utility, Inc.

MAY 17 2019

ARIZONA CORP COMMISSION
UTILITIES DIVISION - DIRECTOR'S OFFICE

DO SAY THAT THIS ANNUAL UTILITY PROPERTY TAX AND SALES TAX REPORT TO THE ARIZONA CORPORATION COMMISSION.

FOR THE YEAR ENDING: 12/31/18

HAS BEEN PREPARED UNDER MY DIRECTION, FROM THE ORIGINAL BOOKS, PAPERS AND RECORDS OF SAID UTILITY; THAT I HAVE CAREFULLY EXAMINED THE SAME, AND DECLARE THE SAME TO BE A COMPLETE AND CORRECT STATEMENT OF BUSINESS AND AFFAIRS OF SAID UTILITY FOR THE PERIOD COVERED BY THIS REPORT IN RESPECT TO EACH AND EVERY MATTER AND THING SET FORTH, TO THE BEST OF MY KNOWLEDGE, INFORMATION AND BELIEF.

Sworn Statement: IN ACCORDANCE WITH THE REQUIREMENTS OF TITLE 40, ARTICLE 8, SECTION 40-401, ARIZONA REVISED STATUTES, IT IS HEREIN REPORTED THAT THE GROSS OPERATING REVENUE OF SAID UTILITY DERIVED FROM ARIZONA INTRASTATE UTILITY OPERATIONS DURING THE CALENDAR YEAR WAS:

Arizona Intrastate Gross Operating Revenues Only (\$)

\$10,427

(The amount in the box above includes

\$699 in sales taxes
billed or collected)

Geoff Caron

signature of owner/official

520-471-4852

telephone no.

SUBSCRIBED AND SWORN TO BEFORE ME A NOTARY PUBLIC
IN AND FOR THE COUNTY

THIS

16th

DAY OF

Pima

(county name)


May 2019

(month) and (year)

MY COMMISSION EXPIRES

4-15-2023

(date)



Leah P. Mendoza

(signature of notary public)

Verification and Sworn Statement (Residential Revenue)

Verification:

State of Arizona I, the undersigned of the
(state name)

RECEIVED

County of (county name): Pinal
Name (owner or official) title: Geoff Caron
Company name: Twin Hawks Utility, Inc.

MAY 17 2019

ARIZONA CORP COMMISSION
UTILITIES DIVISION - DIRECTOR'S OFFICE

DO SAY THAT THIS ANNUAL UTILITY PROPERTY TAX AND SALES TAX REPORT TO THE ARIZONA CORPORATION COMMISSION.

FOR THE YEAR ENDING: 12/31/18

HAS BEEN PREPARED UNDER MY DIRECTION, FROM THE ORIGINAL BOOKS, PAPERS AND RECORDS OF SAID UTILITY; THAT I HAVE CAREFULLY EXAMINED THE SAME, AND DECLARE THE SAME TO BE A COMPLETE AND CORRECT STATEMENT OF BUSINESS AND AFFAIRS OF SAID UTILITY FOR THE PERIOD COVERED BY THIS REPORT IN RESPECT TO EACH AND EVERY MATTER AND THING SET FORTH, TO THE BEST OF MY KNOWLEDGE, INFORMATION AND BELIEF.

Sworn Statement: IN ACCORDANCE WITH THE REQUIREMENTS OF TITLE 40, ARTICLE 8, SECTION 40-401, ARIZONA REVISED STATUTES, IT IS HEREIN REPORTED THAT THE GROSS OPERATING REVENUE OF SAID UTILITY DERIVED FROM ARIZONA INTRASTATE UTILITY OPERATIONS RECEIVED FROM RESIDENTIAL CUSTOMERS DURING THE CALENDAR YEAR WAS:

Arizona Intrastate Gross Operating Revenues Only (\$)

\$10,427

(The amount in the box above includes

\$699 in sales taxes
billed or collected)



signature of owner/official

520-471-4852

telephone no.

SUBSCRIBED AND SWORN TO BEFORE ME A NOTARY PUBLIC
IN AND FOR THE COUNTY Pima

(county name)


THIS 16th


DAY OF May 2019

(month) and (year)

MY COMMISSION EXPIRES 4-15-2023

(date)




(signature of notary public)