

ANNUAL REPORT

Of

Company Name: Turner Ranches Water & Sanitation Company
c/o Global Water Resources, Inc.
Mailing Address: 21410 N 19th Ave., Ste. 220
Phoenix AZ
85027
Docket No.: W-01677A
For the Year Ended: 12/31/18

RECEIVED
APR 15 2019
ARIZONA CORP COMMISSION
UTILITIES DIVISION - DIRECTOR'S OFFICE

WATER UTILITY

To

Arizona Corporation Commission

Due on April 15th

Email: rdelafuente@azcc.gov, mail or deliver the completed Annual Report to:
Arizona Corporation Commission
Compliance Section - Utilities Division
1200 West Washington Street
Phoenix, Arizona 85007

Application Type: Original Filing
Application Date: 4/15/2019

4-22-19

ARIZONA CORPORATION COMMISSION
WATER UTILITY ANNUAL REPORT
Turner Ranches Water & Sanitation Company
A Class Utility

1. For the Calendar Year Ended:

2. Address:
City: State: Zip Code:

3. Telephone Number:

4. Date of Original Organization of Utility:

5. Person to whom correspondence should be addressed concerning this report:

Name:
Telephone No. :
Address:
City: State: Zip Code:
Email:

6. On-Site Manager:

Name:
Telephone No. :
Address:
City: State: Zip Code:
Email:

7. Ownership:

8. Counties Served:

Turner Ranches Water & Sanitation Company
Annual Report
Utility Plant in Service (Water)
12/31/18

Utility Plant in Service (Water)							
Account No.	Description	Beginning Year Original Cost	Current Year Additions	Current Year Retirements	Adjusted Original Cost	Accumulated Depreciation	OCLD (OC less AD)
301	Organization	\$606	\$0	\$0	\$606	\$0	\$606
302	Franchises	771	0	0	771	0	771
303	Land and Land Rights	30,096	0	0	30,096	0	30,096
304	Structures and Improvements	121,993	0	102,976	19,017	6,801	12,216
305	Collecting & Improving Reservoirs	0	0	0	0	0	0
306	Lake, River, Canal Intakes	0	0	0	0	0	0
307	Wells and Springs	731,382	0	59,884	671,498	393,744	277,754
308	Infiltration Galleries	0	0	0	0	0	0
309	Supply Mains	0	0	0	0	0	0
310	Power Generation Equipment	71,043	0	0	71,043	12,428	58,615
311	Pumping Equipment	1,490,717	52,083	280,720	1,262,079	901,677	360,402
320	Water Treatment Equipment	439	0	0	439	439	0
320.1	Water Treatment Plants	0	0	0	0	0	0
320.2	Solution Chemical Feeders	0	0	0	0	0	0
320.3	Point-of-Use Treatment Devices	0	0	0	0	0	0
330	Distribution Reservoirs and Standpipes	781,699	0	0	781,699	768,684	13,015
330.1	Storage Tanks	0	0	0	0	0	0
330.2	Pressure Tanks	0	0	0	0	0	0
331	Transmission and Distribution Mains	1,027,486	7,398	0	1,034,884	991,713	43,171
333	Services	100,441	0	0	100,441	91,261	9,180
334	Meters and Meter Installations	141,709	1,606	31,107	112,208	88,546	23,662
335	Hydrants	216,721	0	2,685	214,036	174,206	39,830
336	Backflow Prevention Devices	0	0	0	0	0	0
339	Other Plant and Misc. Equipment	12,863	0	900	11,963	1,917	10,046
340	Office Furniture and Equipment	6,852	0	6,852	0	0	0
340.1	Computer & Software	6,514	0	0	6,514	5,824	690
341	Transportation Equipment	57,811	0	0	57,811	10,610	47,201
342	Stores Equipment	0	0	0	0	0	0
343	Tools, Shop and Garage Equipment	7,016	0	5,709	1,307	943	364
344	Laboratory Equipment	0	0	0	0	0	0
345	Power Operated Equipment	263	0	263	1	0	1
346	Communication Equipment	2,668	0	2,668	(0)	0	(0)
347	Miscellaneous Equipment	0	0	0	0	0	0
348	Other Tangible Plant	0	0	0	0	0	0
	Totals	\$4,809,090	\$61,087	\$493,764	\$4,376,413	\$3,448,791	\$927,622

Instructions: Fill out the Grey Cells with the relevant information. Input 0 or none if there is nothing recorded in that account or there is no applicable information to report.

Turner Ranches Water & Sanitation Company
 Annual Report
 Depreciation Expense for the Current Year (Water)
 12/31/18

Depreciation Expense for the Current Year (Water)								
Account No.	Description	Beginning Year Original Cost	Current Year Additions	Current Year Retirements	Adjusted Original Cost	Fully Depreciated/Non-depreciable Plant	Depreciation Percentages	Depreciation Expense
301	Organization	\$606	\$0	\$0	\$606	\$606	0.00%	\$0
302	Franchises	771	0	0	771	771	0.00%	0
303	Land and Land Rights	30,096	0	0	30,096	30,096	0.00%	0
304	Structures and Improvements	121,993	0	102,976	19,017	0	0.90%	634
305	Collecting & Improving Reservoirs	0	0	0	0	0	0.00%	0
306	Lake, River, Canal Intakes	0	0	0	0	0	0.00%	0
307	Wells and Springs	731,382	0	59,884	671,498	43,163	1.74%	11,477
308	Infiltration Galleries	0	0	0	0	0	0.00%	0
309	Supply Mains	0	0	0	0	0	0.00%	0
310	Power Generation Equipment	71,043	0	0	71,043	0	5.00%	3,552
311	Pumping Equipment	1,490,717	52,083	280,720	1,262,079	617,998	8.69%	65,885
320	Water Treatment Equipment	439	0	0	439	439	0.00%	0
320.1	Water Treatment Plants	0	0	0	0	0	0.00%	0
320.2	Solution Chemical Feeders	0	0	0	0	0	0.00%	0
320.3	Point-of-Use Treatment Devices	0	0	0	0	0	0.00%	0
330	Distribution Reservoirs and Standpipes	781,699	0	0	781,699	746,393	1.22%	432
330.1	Storage Tanks	0	0	0	0	0	0.00%	0
330.2	Pressure Tanks	0	0	0	0	0	0.00%	0
331	Transmission and Distribution Mains	1,027,486	7,398	0	1,034,884	0	0.25%	2,610
333	Services	100,441	0	0	100,441	88,894	3.14%	362
334	Meters and Meter Installations	141,709	1,606	31,107	112,208	79,638	5.62%	2,660
335	Hydrants	216,721	0	2,685	214,036	10	0.88%	1,889
336	Backflow Prevention Devices	0	0	0	0	0	0.00%	0
339	Other Plant and Misc. Equipment	12,863	0	900	11,963	0	6.63%	823
340	Office Furniture and Equipment	6,852	0	6,852	0	0	9.11%	312
340.1	Computer & Software	6,514	0	0	6,514	0	22.52%	1,467
341	Transportation Equipment	57,811	0	0	57,811	0	24.16%	13,968
342	Stores Equipment	0	0	0	0	0	0.00%	0
343	Tools, Shop and Garage Equipment	7,016	0	5,709	1,307	0	3.53%	147
344	Laboratory Equipment	0	0	0	0	0	0.00%	0
345	Power Operated Equipment	263	0	263	1	0	0.00%	0
346	Communication Equipment	2,668	0	2,668	(0)	0	0.36%	5
347	Miscellaneous Equipment	0	0	0	0	0	0.00%	0
348	Other Tangible Plant	0	0	0	0	0	0.00%	0
	Subtotal	\$4,809,090	\$61,087	\$493,764	\$4,376,413	\$1,608,007		\$106,222

Contribution(s) in Aid of Construction (Gross) \$0
 Less: Non Amortizable Contribution(s) 0
 Fully Amortized Contribution(s) 0
 Amortizable Contribution(s) \$0
 Times: Proposed Amortization Rate 3.84%
 Amortization of CIAC \$0

Less: Amortization of CIAC \$0

DEPRECIATION EXPENSE \$106,222

Instructions: Fill out the Grey Cells with the relevant information. Input 0 or none if there is nothing recorded in that account or there is no applicable information to report.

Turner Ranches Water & Sanitation Company
 Annual Report
 Balance Sheet Assets
 12/31/18

Balance Sheet Assets				
	Assets		Balance at Beginning of Year (2018)	Balance at End of Year (2018)
Account No.	Current and Accrued Assets			
131	Cash		\$309,325	\$0
132	Special Deposits		0	0
133	Other Special Deposits		0	0
134	Working Funds		0	0
135	Temporary Cash Investments		0	0
141	Customer Accounts Receivable		55,917	51,883
142	Other Accounts Receivable		0	0
143	Accumulated Provision for Uncollectable Accounts		0	0
146	Notes Receivable from Associated Companies		0	0
151	Plant Material and Supplies		0	0
162	Prepayments		0	0
173	Accrued Utility Revenue		0	0
174	Miscellaneous Current and Accrued Assets		0	0
	Total Current and Accrued Assets		\$365,242	\$51,883
	Deferred Debits			
186.1	Deferred Rate Case Expense		\$20,297	\$0
190	Accumulated Deferred Income Taxes		0	0
	Total Deferred Debits		\$20,297	\$0
Account No.	Fixed Assets			
101	Utility Plant in Service*		\$4,809,090	\$4,376,413
103	Property Held for Future Use		0	0
105	Construction Work in Progress		18,151	191,764
108	Accumulated Depreciation (enter as negative)*		(3,764,676)	(3,448,791)
121	Non-Utility Property		0	0
122	Accumulated Depreciation - Non Utility		0	0
	Total Fixed Assets		\$1,062,565	\$1,119,386
	Other Fixed Assets			
114	Utility Plant Acquisition Adjustments		\$0	\$0
	Total Other Fixed Assets		\$0	\$0
	Total Assets		\$1,448,104	\$1,171,269

Instructions: Fill out the Grey Cells with the relevant information. Input 0 or none if there is nothing recorded in that account or there is no applicable information to report.

*Note these items feed automatically from AR3 UPIS Page 3

Turner Ranches Water & Sanitation Company
 Annual Report
 Balance Sheet Liabilities and Owners Equity

Balance Sheet Liabilities and Owners Equity				
	Liabilities		Balance at Beginning of Year (2018)	Balance at End of Year (2018)
Account No.	Current Liabilities			
231	Accounts Payable		\$29,370	\$10,398
232	Notes Payable (Current Portion)		43,933	0
234	Notes Payable to Associated Companies		0	0
235	Customer Deposits		0	0
236	Accrued Taxes, Income Taxes		3,138	16,948
237	Accrued Interest		0	0
241	Miscellaneous Current and Accrued Liabilities		0	57,734
242	Miscellaneous Current and Accrued Liabilities		0	0
	Total Current Liabilities		\$76,441	\$85,080
	Long Term Debt			
224	Long Term Debt (Notes and Bonds)		\$371,624	\$0
	Deferred Credits			
251	Unamortized Premium on Debt		\$0	\$0
252	Advances in Aid of Construction		0	0
253	Other Deferred Credits		0	0
255	Accumulated Deferred Investment Tax Credits		0	0
271	Contributions in Aid of Construction		0	0
272	Less: Amortization of Contributions		0	0
281	Accumulated Deferred Income Tax		0	236,636
	Total Deferred Credits		\$0	\$236,636
	Total Liabilities		\$448,065	\$321,716
	Capital Accounts			
201	Common Stock Issued	v		\$0
211	Other Paid-In Capital		(39,210)	912,945
215	Retained Earnings		1,039,249	(63,392)
218	Proprietary Capital (Sole Props and Partnerships)		0	0
	Total Capital		\$1,000,039	\$849,553
	Total Liabilities and Capital		\$1,448,104	\$1,171,269

Instructions: Fill out the Grey Cells with the relevant information. Input 0 or none if there is nothing recorded in that account or there is no applicable information to report.

Note: Total liabilities and Capital must match total assets for the beginning and end of the year!

Turner Ranches Water & Sanitation Company
Annual Report
Water Comparative Income Statement
12/31/18

Water Comparative Income Statement			
Account No.	Calendar Year	Current Year 01/01/2018 - 12/31/2018	Last Year 01/01/2017 - 12/31/2017
	Operating Revenue		
461	Metered Water Revenue	\$883,542	\$0
460	Unmetered Water Revenue	0	910,811
462	Fire Protection Revenue	0	0
469	Guaranteed Revenues (Surcharges)	0	48,271
471	Miscellaneous Service Revenues	0	0
474	Other Water Revenue	26,971	0
	Total Revenues	\$910,513	\$959,082
	Operating Expenses		
601	Salaries and Wages	\$128,972	\$61,649
604	Employee Pensions and Benefits	3,508	0
610	Purchased Water	245	0
615	Purchased Power	205,652	243,486
616	Fuel for Power Production	0	0
618	Chemicals	576	0
620	Materials and Supplies	344	0
620.1	Repairs and Maintenance	7,055	10,799
620.2	Office Supplies and Expense	5,357	15,876
630	Contractual Services	0	0
631	Contractual Services -Engineering	6,759	500
632	Contractual Services - Accounting	39,089	14,071
633	Contractual Services - Legal	11,488	6,929
634	Contractual Services - Management Fees	0	214,800
635	Contractual Services - Water Testing	1	0
636	Contractual Services - Other	95,366	5,992
640	Rents	0	0
641	Rental of Building/Real Property	6,570	14,864
642	Rental of Equipment	72	0
650	Transportation Expenses	4,259	5,811
656	Insurance - Vehicles	0	0
657	Insurance - General Liability	5,301	4,583
657.1	Insurance - Health and Life	0	1,333
658	Insurance - Worker's Comp	1,928	0
660	Advertising	74	0
665	Regulatory Commission Expense - Rate	0	0
667	Regulatory Commission Expense - Other	1,138	0
670	Bad Debt Expense	0	0
675	Miscellaneous Expense	24,188	0
403	Depreciation Expense (From Schedule AR4)	106,222	144,662
408	Taxes Other Than Income	(73)	7,526
408.11	Property Taxes	29,875	14,848
408.12	Payroll Taxes	8,430	0
409	Income Taxes	236,638	0
427.1	Customer Security Deposit Interest	0	0
	Total Operating Expenses	\$929,034	\$767,729
	Operating Income / (Loss)	(\$18,521)	\$191,353
	Other Income / (Expense)		
414	Gain/Loss on Dispositions	(\$59)	\$0
419	Interest and Dividend Income	\$20	\$31
421	Non-Utility Income	329	594
426	Miscellaneous Non-Utility (Expense)	(374)	0
427	Interest (Expense)	(8,801)	(22,531)
	Total Other Income / (Expense)	(\$8,885)	(\$21,906)
	Net Income / (Loss)	(\$27,406)	\$169,447

Instructions: Fill out the Grey Cells with the relevant information. Input 0 or none if there is nothing recorded in that account or there is no applicable information to report.

Full time equivalent employees

	Direct Company	Outside service	Total
President	0.0	0.0	0.0
Vice-president	0.1	0.0	0.1
Manager	0.0	0.0	0.0
Engineering Staff	0.1	0.0	0.1
System Operator(s)	1.7	0.0	1.7
Meter reader	0.0	0.0	0.0
Customer Service	0.1	0.0	0.1
Accounting	0.2	0.0	0.2
Business Office	0.0	0.0	0.0
Rates Department	0.0	0.0	0.0
Administrative Staff	0.2	0.0	0.2
Other	0.0	0.0	0.0
Total	2.2	0.0	2.2

Instructions: Fill out the Grey Cells with the relevant information. Input 0 or none if there is nothing recorded in that account or there is no applicable information to report. A full-time employee is based on 2080 total hours per year. Please calculate partial employees using 2080 hours.

Turner Ranches Water & Sanitation Company
 Annual Report
 Supplemental Financial Data (Long-Term Debt)
 12/31/18

Supplemental Financial Data (Long-Term Debt)				
	Loan #1	Loan #2	Loan #3	Loan #4
Date Issued	None	None	None	None
Source of Loan	None	None	None	None
ACC Decision No.	None	None	None	None
Reason for Loan	None	None	None	None
Dollar Amt. Issued	None	None	None	None
Amount Outstanding	None	None	None	None
Date of Maturity	None	None	None	None
Interest Rate	None	None	None	None
Current Year Interest	None	None	None	None
Current Year Principal	None	None	None	None

Meter Deposit Balance at Test Year End:	\$0
---	-----

Meter Deposits Refunded During the Test Year:	\$0
---	-----

List all bonds, notes, loans, and other types of indebtedness in which the proceeds were used in the provision of public utility service. Indebtedness incurred for personal uses by the owner of the utility should not be listed. Input 0 or none if there is nothing to report for that cell.

Well and Water Usage									
Name of the System:		TURNER RANCHES WATER							
ADEQ Public Water System Number:		AZ0401053							
ADWR PCC Number:		91-000019.0000							
Well registry 55# (55-XXXXXX):	Pump Horsepower	Pump Yield (gpm)	Casing Depth (feet)	Casing Diameter (inches)	Pump Motor Type **	Year Drilled	Meter Size (inches)	How measured:	Active
55-518151	150	550	1,523	16	Turbine	1987	8	Metered	Yes
55-610824	250	980	1,000	18	Turbine	1972	10	Metered	Yes
55-621102	300	1,600	800	18	Turbine	1953	10	Metered	Yes
55-621103	300	1,050	1,000	16	Turbine	1959	10	Metered	Yes
55-621104	250	1,050	1,040	20	Turbine	1949	10	Metered	Yes
0	0	0	0	0	0	0	0	0	0
0	0	0	0	0	0	0	0	0	0
0	0	0	0	0	0	0	0	0	0
0	0	0	0	0	0	0	0	0	0
0	0	0	0	0	0	0	0	0	0
0	0	0	0	0	0	0	0	0	0
0	0	0	0	0	0	0	0	0	0
0	0	0	0	0	0	0	0	0	0
0	0	0	0	0	0	0	0	0	0
0	0	0	0	0	0	0	0	0	0
0	0	0	0	0	0	0	0	0	0
0	0	0	0	0	0	0	0	0	0
0	0	0	0	0	0	0	0	0	0

Name of system water delivered to: _____
 ADWR PCC Number: _____
 Source of water delivered to another system: _____

Name of system water received from: _____
 ADWR PCC Number: _____
 Source of water received: _____
 Well registry 55# (55-XXXXXX): _____

Month	Water withdrawn (acre ft) ¹	Water sold (acre ft) ²	Water delivered (sold) to other systems (acre ft) ³	Water received (purchased) from other systems (acre ft) ⁴	Estimated authorized use (acre ft) ⁵	Purchased Power Expense ⁶	Purchased Power (kWh) ⁷
January	65	67	0	0	0	\$9,824	67,320
February	68	58	0	0	0	10,604	78,180
March	125	132	0	0	0	12,972	107,680
April	239	247	0	0	0	18,566	167,480
May	311	345	0	0	0	29,220	265,080
June	334	354	0	0	0	30,174	291,080
July	270	258	0	0	0	40,080	292,720
August	212	207	0	0	0	30,722	230,640
September	225	222	0	0	0	25,678	237,460
October	110	110	0	0	0	16,831	131,720
November	132	125	0	0	0	15,424	159,520
December	45	36	0	0	0	9,765	67,680
Totals	2,135	2,161	0	0	0	\$249,861	2,096,560

If applicable, in the space below please provide a description for all un-metered water use along with amounts:
 In 2018, 425.510 acre-feet were delivered from the unmetered fire and irrigation (F&I) line to the Leisure World Community Association for irrigation of 964 individual residences, common areas, and for fire protection purposes. This unmetered value is estimated based on ADWR methodology.

Instructions: Fill out the Grey Cells with the relevant information. Input 0 or none if there is nothing recorded in that account or there is no applicable information to report.

1 Water withdrawn - Total acre feet of water withdrawn from pumped sources.
 2 Water sold - Total acre feet from customer meters, and other sales such as construction water.
 3 Water delivered (sold) to other systems - Total acre feet of water delivered to other systems.
 4 Water received (purchased) from other systems - Total acre feet of water purchased/received from other systems.
 5 Estimated authorized use - Total estimated acre feet from authorized metered or unmetered use. Authorized uses such as flushing (mains, services and hydrants) draining/cleaning tanks, process, construction, fire fighting, etc. Non-authorized use (real losses) are service line breaks and leaks, water main breaks, meter inaccuracies and theft.
 6 Enter the total purchased power costs for the power meters associated with this system.
 7 Enter the total purchased kWh used by the power meters associated with this system.

Water Utility Plant Description

Name of the System:		TURNER RANCHES WATER	
ADEQ Public Water System Number:		AZ0401053	
ADWR PCC Number:		91-000019.0000	

MAINS		
Sizes (inches)	Material	Length (feet)
2.00		0
3.00		0
4.00		0
6.00	ACP	9,818
6.00	PVC	5,838
8.00	ACP	44,971
10.00	ACP	18,205
12.00	ACP	5,800
0		0
0		0
0		0
0		0
0		0
0		0

CUSTOMER METERS	
Size (inches)	Quantity
5/8 X 3/4	0
3/4	0
1	0
1 1/2	1
2	1
Compound 2	0
Turbine 2	0
Compound 3	0
Turbine 3	1
Compound 4	0
Turbine 5	0
Compound 6	0
Turbine 6	1
Turbine 8	3
Turbine 10	4
NA	0
NA	0

SERVICE LINES	
Material	Percent of system
PVC	100%
0	0
0	0
0	0
0	0

BOOSTER PUMPS		
Horsepower	GPM	Quantity
60	1,000	2
75	1,200	2
15	500	2
0	NA	0

FIRE HYDRANTS	
Type	Quantity
Standard *	137
Other	0

STORAGE TANKS		
Capacity (gallons)	Material	Quantity
0		0
0		0
0		0
0		0
0		0
0		0

PRESSURE/BLADDER TANKS		
Capacity (gallons)	Material	Quantity
0	0	0
0	0	0
0	0	0
0	0	0
0	0	0
0	0	0

Instructions: Fill out the Grey Cells with the relevant information. Input 0 or none if there is nothing recorded in that account or there is no applicable information to report. Copy and paste this sheet as many times as is necessary.

* A standard fire hydrant has two 2.5 inch hose connection nozzles with 7.5 threads per inch, and one 4.5 inch pumper connection nozzle with 4 threads per inch.

Water Utility Plant Description (Continued)

For the following three items, list the utility owned assets in each category for each system.

TREATMENT EQUIPMENT:	None
STRUCTURES:	Block walls around pump sites and wells. Shed at fire and irrigation pumping station.
OTHER:	Back-up generator at fire and irrigation pumping station. Nissan truck x1; Toyota Tacoma x1

Instructions: Fill out the Grey Cells with the relevant information. Input 0 or none if there is nothing recorded in that account or there is no applicable information to report. Copy and paste this sheet as many times as is necessary.

Customer and Other Information	
Name of the System:	TURNER RANCHES WATER
ADEQ Public Water System Number:	AZ0401053
ADWR PCC Number:	91-000019.0000

Month	Number of Customers				
	Single-Family	Multi-Family	Commercial	Turf/Irrigation	Other Non-Residential
January	949	0	4	11	0
February	949	0	4	11	0
March	949	0	4	11	0
April	949	0	4	11	0
May	949	0	4	11	0
June	949	0	4	11	0
July	949	0	4	11	0
August	949	0	4	11	0
September	949	0	4	11	0
October	949	0	4	11	0
November	949	0	4	11	0
December	949	0	4	11	0

If the system has fire hydrants, what is the fire flow requirements? GPM for hrs.

Does the system have chlorination treatment?

Does the Company have an ADWR Gallons Per Capita Per Day (GCPCPD) requirement?

If yes, provide the GPCPD amount:

Is the Water Utility located in an ADWR Active Management Area (AMA)?

If yes, which AMA?

Instructions: Fill out the Grey Cells with the relevant information. Input 0 or none if there is nothing recorded in that account or there is no applicable information to report. Copy and paste this sheet as many times as is necessary.

Turner Ranches Water & Sanitation Company
Annual Report
Property Taxes
12/31/18

Property Taxes	
Amount of actual property taxes paid during Calendar Year 2018 was	\$14,557

If no property taxes paid, explain why.

N/A

Instructions: Fill out the Grey Cells with the relevant information. Input 0 or none if there is nothing recorded in that account or there is no applicable information to report.

Verification and Sworn Statement (Taxes)

Verification: State of Arizona I, the undersigned of the
(state name)

County of (county name): Maricopa
Name (owner or official) title: Jon Corwin, General Manager
Company name: Turner Ranches Water & Sanitation Company

RECEIVED
APR 15 2019
ARIZONA CORP COMMISSION
UTILITIES DIVISION - DIRECTOR'S OFFICE

DO SAY THAT THIS ANNUAL UTILITY PROPERTY TAX AND SALES TAX REPORT TO THE ARIZONA CORPORATION COMMISSION.

FOR THE YEAR ENDING: 12/31/18

HAS BEEN PREPARED UNDER MY DIRECTION, FROM THE ORIGINAL BOOKS, PAPERS AND RECORDS OF SAID UTILITY; THAT I HAVE CAREFULLY EXAMINED THE SAME, AND DECLARE THE SAME TO BE A COMPLETE AND CORRECT STATEMENT OF BUSINESS AND AFFAIRS OF SAID UTILITY FOR THE PERIOD COVERED BY THIS REPORT IN RESPECT TO EACH AND EVERY MATTER AND THING SET FORTH, TO THE BEST OF MY KNOWLEDGE, INFORMATION AND BELIEF.

Sworn Statement: I HEREBY ATTEST THAT ALL PROPERTY TAXES FOR SAID COMPANY ARE CURRENT AND PAID IN FULL.

I HEREBY ATTEST THAT ALL SALES TAXES FOR SAID COMPANY ARE CURRENT AND PAID IN FULL.

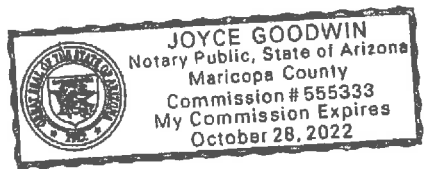
Jon Corwin
signature of owner/official

520-265-1947
telephone no.

SUBSCRIBED AND SWORN TO BEFORE ME A NOTARY PUBLIC
IN AND FOR THE COUNTY

THIS 15th DAY OF April
(month) and (year)

MY COMMISSION EXPIRES Oct 28, 2022
(date)



[Signature]
(signature of notary public)

Verification and Sworn Statement

Verification:

State of Arizona I, the undersigned of the
(state name)
County of (county name): Maricopa
Name (owner or official) title: Jon Corwin, General Manager
Company name: Turner Ranches Water & Sanitation Company

RECEIVED
APR 15 2019
ARIZONA CORP COMMISSION
UTILITIES DIVISION - DIRECTOR'S OFFICE

DO SAY THAT THIS ANNUAL UTILITY PROPERTY TAX AND SALES TAX REPORT TO THE ARIZONA CORPORATION COMMISSION.

FOR THE YEAR ENDING: 12/31/18

HAS BEEN PREPARED UNDER MY DIRECTION, FROM THE ORIGINAL BOOKS, PAPERS AND RECORDS OF SAID UTILITY; THAT I HAVE CAREFULLY EXAMINED THE SAME, AND DECLARE THE SAME TO BE A COMPLETE AND CORRECT STATEMENT OF BUSINESS AND AFFAIRS OF SAID UTILITY FOR THE PERIOD COVERED BY THIS REPORT IN RESPECT TO EACH AND EVERY MATTER AND THING SET FORTH, TO THE BEST OF MY KNOWLEDGE, INFORMATION AND BELIEF.

Sworn Statement: IN ACCORDANCE WITH THE REQUIREMENTS OF TITLE 40, ARTICLE 8, SECTION 40-401, ARIZONA REVISED STATUTES, IT IS HEREIN REPORTED THAT THE GROSS OPERATING REVENUE OF SAID UTILITY DERIVED FROM ARIZONA INTRASTATE UTILITY OPERATIONS DURING THE CALENDAR YEAR WAS:

Arizona Intrastate Gross Operating Revenues Only (\$)

\$961,924

(The amount in the box above includes

\$51,411 in sales taxes
billed or collected)

Jon Corwin
signature of owner/official

520-265-1947

telephone no.

SUBSCRIBED AND SWORN TO BEFORE ME A NOTARY PUBLIC
IN AND FOR THE COUNTY

THIS

15th

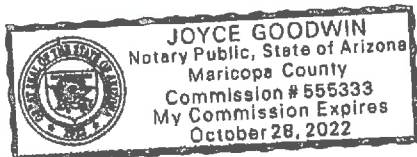
DAY OF

Maricopa
(county name)

April 2019
(month) and (year)

MY COMMISSION EXPIRES

Oct-28, 2022
(date)



[Signature]
(signature of notary public)

Verification and Sworn Statement (Residential Revenue)

Verification:

State of Arizona I, the undersigned of the
(state name)

County of (county name): Maricopa
Name (owner or official) title: Jon Corwin, General Manager
Company name: Turner Ranches Water & Sanitation Company

RECEIVED
APR 15 2019
ARIZONA CORP COMMISSION
UTILITIES DIVISION - DIRECTOR'S OFFICE

DO SAY THAT THIS ANNUAL UTILITY PROPERTY TAX AND SALES TAX REPORT TO THE ARIZONA CORPORATION COMMISSION.

FOR THE YEAR ENDING: 12/31/18

HAS BEEN PREPARED UNDER MY DIRECTION, FROM THE ORIGINAL BOOKS, PAPERS AND RECORDS OF SAID UTILITY; THAT I HAVE CAREFULLY EXAMINED THE SAME, AND DECLARE THE SAME TO BE A COMPLETE AND CORRECT STATEMENT OF BUSINESS AND AFFAIRS OF SAID UTILITY FOR THE PERIOD COVERED BY THIS REPORT IN RESPECT TO EACH AND EVERY MATTER AND THING SET FORTH, TO THE BEST OF MY KNOWLEDGE, INFORMATION AND BELIEF.

Sworn Statement: IN ACCORDANCE WITH THE REQUIREMENTS OF TITLE 40, ARTICLE 8, SECTION 40-401, ARIZONA REVISED STATUTES, IT IS HEREIN REPORTED THAT THE GROSS OPERATING REVENUE OF SAID UTILITY DERIVED FROM ARIZONA INTRASTATE UTILITY OPERATIONS RECEIVED FROM RESIDENTIAL CUSTOMERS DURING THE CALENDAR YEAR WAS:

Arizona Intrastate Gross Operating Revenues Only (\$)

\$0

(The amount in the box above includes
\$0 in sales taxes
billed or collected)

Jon Corwin
signature of owner/official

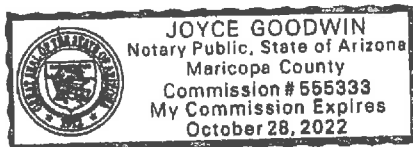
520-265-1947
telephone no.

SUBSCRIBED AND SWORN TO BEFORE ME A NOTARY PUBLIC
IN AND FOR THE COUNTY

Maricopa
(county name)

THIS 15th DAY OF April 2019
(month) and (year)

MY COMMISSION EXPIRES Oct. 28, 2022
(date)



[Signature]
(signature of notary public)

Company **Turner Ranches Water & Sanitation Company**

Docket No.: **W-01677A**

Name of the System: **TURNER RANCHES WATER**

ADEQ Public Water System Number: **AZ0401053**

ADWR PCC Number: **91-000019.0000**

2018 Utility Shutoffs / Disconnects			
Month	Termination without Notice R14-2-410.B	Termination with Notice R14-2-410.C	Other
January	0	0	0
February	0	0	0
March	0	0	0
April	0	0	0
May	0	0	0
June	0	0	0
July	0	0	0
August	0	0	0
September	0	0	0
October	0	0	0
November	0	0	0
December	0	0	0
Total	0	0	0

Other (description): **N/A**

Instructions: Fill out the Grey Cells with the relevent information. Input 0 or none if there is nothing recorded in that account or there is no applicable information to report.