

*Revised 7/24/2020*

**ANNUAL REPORT**

Of

Company Name: **Turner Ranches Water & Sanitation Company**  
PO Box 1020

Mailing Address: Apache Junction AZ  
85217-1020

Docket No.: W-01677A  
For the Year Ended: **12/31/19**

**RECEIVED  
BY EMAIL**

4/15/2020, 02:35 PM  
ARIZONA CORPORATION COMMISSION  
UTILITIES DIVISION

**WATER UTILITY**

To

Arizona Corporation Commission

**Due on April 15th**

Email: [rdefafuente@azcc.gov](mailto:rdefafuente@azcc.gov), mail or deliver the completed Annual Report to:  
Arizona Corporation Commission  
Compliance Section - Utilities Division  
1200 West Washington Street  
Phoenix, Arizona 85007

Application Type: **Original Filing**  
Application Date: **7/24/2020**

*Posted 7/24/2020*

ARIZONA CORPORATION COMMISSION  
WATER UTILITY ANNUAL REPORT  
Turner Ranches Water & Sanitation Company  
A Class  Utility

For the Calendar Year Ended: 12/31/19

Primary Address:   
City:  State:  Zip Code:

Telephone Number:

Date of Original Organization of Utility:

Person to whom correspondence should be addressed concerning this report:

Name:   
Telephone No. :   
Address:   
City:  State:  Zip Code:   
Email:

**Regulatory and Management Contact**

Name:   
Telephone No. :   
Address:   
City:  State:  Zip Code:   
Email:

**On-Site Manager**

Name:   
Telephone No. :   
Address:   
City:  State:  Zip Code:   
Email:

**Attorney**

Name:   
Telephone No. :   
Address:   
City:  State:  Zip Code:   
Email:

**Statutory Agent**

Name:   
Telephone No. :   
Address:   
City:  State:  Zip Code:   
Email:

Ownership:

Counties Served:

**Important changes during the year**

For those companies not subject to the affiliated interest rules, has there been a change in ownership or direct control during the year?

If yes, please provide specific details in the box below.

No change in ownership or direct control during the year.

Has the company been notified by any other regulatory authorities during the year, that they are out of compliance?

If yes, please provide specific details in the box below.

No notification by any other regulatory authorities during the year that the company is out of compliance.

\_\_\_\_\_

ng the

\_\_\_\_\_

\_\_\_\_\_

\_\_\_\_\_

\_\_\_\_\_

\_\_\_\_\_

\_\_\_\_\_

\_\_\_\_\_

\_\_\_\_\_

\_\_\_\_\_

Utility Plant in Service (Water)							
Account No.	Description	Beginning Year Original Cost	Current Year Additions	Current Year Retirements	Adjusted Original Cost	Accumulated Depreciation	OCLD (OC less AD)
301	Organization	\$606	\$0	\$0	\$606	\$0	\$606
302	Franchises	771	0	0	771	0	771
303	Land and Land Rights	30,096	0	0	30,096	0	30,096
304	Structures and Improvements	19,017	0	0	19,017	7,435	11,582
305	Collecting & Improving Reservoirs	0	0	0	0	0	0
306	Lake, River, Canal Intakes	0	0	0	0	0	0
307	Wells and Springs	671,498	0	0	671,498	403,291	268,207
308	Infiltration Galleries	0	0	0	0	0	0
309	Supply Mains	0	0	0	0	0	0
310	Power Generation Equipment	71,043	0	0	71,043	15,980	55,063
311	Pumping Equipment	1,262,080	78,098	0	1,340,178	1,005,896	334,281
320	Water Treatment Equipment	439	0	0	439	439	0
320.1	Water Treatment Plants	0	2,232	0	2,232	37	2,195
320.2	Solution Chemical Feeders	0	0	0	0	0	0
320.3	Point-of-Use Treatment Devices	0	0	0	0	0	0
330	Distribution Reservoirs and Standpipes	765,235	0	0	765,235	765,235	0
330.1	Storage Tanks	16,464	0	0	16,464	3,821	12,643
330.2	Pressure Tanks	0	0	0	0	0	0
331	Transmission and Distribution Mains	1,034,884	344,383	0	1,379,267	994,549	384,718
333	Services	100,441	0	0	100,441	91,619	8,823
334	Meters and Meter Installations	112,208	1,118	2,335	110,990	90,172	20,818
335	Hydrants	214,036	52,288	0	266,324	176,182	90,142
336	Backflow Prevention Devices	0	0	0	0	0	0
339	Other Plant and Misc. Equipment	11,963	0	0	11,963	2,715	9,248
340	Office Furniture and Equipment	0	3,106	0	3,106	750	2,356
340.1	Computer & Software	6,514	13,811	0	20,325	18,690	1,635
341	Transportation Equipment	57,811	1,227	25,665	33,373	1,697	31,676
342	Stores Equipment	0	0	0	0	0	0
343	Tools, Shop and Garage Equipment	1,307	0	0	1,307	1,046	262
344	Laboratory Equipment	0	0	0	0	0	0
345	Power Operated Equipment	0	0	0	0	0	0
346	Communication Equipment	0	104	0	104	69	35
347	Miscellaneous Equipment	0	0	0	0	0	0
348	Other Tangible Plant	0	99,296	0	99,296	4,965	94,332
	<b>Totals</b>	<b>\$4,376,413</b>	<b>\$595,664</b>	<b>\$28,001</b>	<b>\$4,944,077</b>	<b>\$3,584,587</b>	<b>\$1,359,490</b>

Turner Ranches Water & Sanitation Company  
Annual Report  
Depreciation Expense for the Current Year (Water)  
12/31/19

Depreciation Expense for the Current Year (Water)									
Account No.	Description	Beginning Year Original Cost	Current Year Additions	Current Year Retirements	Adjusted Original Cost	Fully Depreciated/Non-depreciable Plant	Depreciable Plant	Depreciation Percentages	Depreciation Expense
301	Organization	\$606	\$0	\$0	\$606	\$606	\$0	0.00%	\$0
302	Franchises	771	0	0	771	771	0	0.00%	0
303	Land and Land Rights	30,096	0	0	30,096	30,096	0	0.00%	0
304	Structures and Improvements	19,017	0	0	19,017	0	19,017	3.33%	634
305	Collecting & Improving Reservoirs	0	0	0	0	0	0	0.00%	0
306	Lake, River, Canal Intakes	0	0	0	0	0	0	0.00%	0
307	Wells and Springs	671,498	0	0	671,498	43,163	628,334	1.52%	9,547
308	Infiltration Galleries	0	0	0	0	0	0	0.00%	0
309	Supply Mains	0	0	0	0	0	0	0.00%	0
310	Power Generation Equipment	71,043	0	0	71,043	0	71,043	5.00%	3,552
311	Pumping Equipment	1,262,080	78,098	0	1,340,178	617,998	722,180	15.26%	104,220
320	Water Treatment Equipment	439	0	0	439	439	0	0.00%	0
320.1	Water Treatment Plants	0	2,232	0	2,232	0	2,232	3.33%	37
320.2	Solution Chemical Feeders	0	0	0	0	0	0	0.00%	0
320.3	Point-of-Use Treatment Devices	0	0	0	0	0	0	0.00%	0
330	Distribution Reservoirs and Standpipes	765,235	0	0	765,235	746,393	18,842	-0.21%	(39)
330.1	Storage Tanks	16,464	0	0	16,464	0	16,464	2.50%	412
330.2	Pressure Tanks	0	0	0	0	0	0	0.00%	0
331	Transmission and Distribution Mains	1,034,884	344,383	0	1,379,267	0	1,379,267	0.23%	2,836
333	Services	100,441	0	0	100,441	88,894	11,548	3.10%	358
334	Meters and Meter Installations	112,208	1,118	2,335	110,990	77,302	33,688	8.02%	2,750
335	Hydrants	214,036	52,288	0	266,324	0	266,324	0.82%	1,976
336	Backflow Prevention Devices	0	0	0	0	0	0	0.00%	0
339	Other Plant and Misc. Equipment	11,963	0	0	11,963	0	11,963	6.67%	798
340	Office Furniture and Equipment	0	3,106	0	3,106	0	3,106	10.44%	162
340.1	Computer & Software	6,514	13,811	0	20,325	0	20,325	16.13%	2,164
341	Transportation Equipment	57,811	1,227	25,665	33,373	(25,665)	59,038	23.43%	16,692
342	Stores Equipment	0	0	0	0	0	0	0.00%	0
343	Tools, Shop and Garage Equipment	1,307	0	0	1,307	0	1,307	7.87%	103
344	Laboratory Equipment	0	0	0	0	0	0	0.00%	0
345	Power Operated Equipment	0	0	0	0	0	0	0.00%	0
346	Communication Equipment	0	104	0	104	0	104	19.23%	10
347	Miscellaneous Equipment	0	0	0	0	0	0	0.00%	0
348	Other Tangible Plant	0	99,296	0	99,296	0	99,296	10.00%	4,965
	<b>Subtotal</b>	<b>\$4,376,413</b>	<b>\$595,664</b>	<b>\$28,001</b>	<b>\$4,944,077</b>	<b>\$1,579,996</b>	<b>\$3,364,081</b>		<b>\$151,176</b>

Contribution(s) in Aid of Construction (Gross)	\$0
Less: Non Amortizable Contribution(s)	0
Fully Amortized Contribution(s)	0
Amortizable Contribution(s)	<u>\$0</u>
Times: Proposed Amortization Rate	0.00%
<b>Amortization of CIAC</b>	<b>\$0</b>

Less: Amortization of CIAC \$0

**DEPRECIATION EXPENSE** **\$151,176**

Turner Ranches Water & Sanitation Company  
Annual Report  
Balance Sheet Assets  
12/31/19

<b>Balance Sheet Assets</b>				
	<b>Assets</b>		Balance at Beginning of Year (2019)	Balance at End of Year (2019)
Account No.	<b>Current and Accrued Assets</b>			
131	Cash		\$0	\$0
132	Special Deposits		0	0
133	Other Special Deposits		0	0
134	Working Funds		0	0
135	Temporary Cash Investments		0	0
141	Customer Accounts Receivable		51,883	42,513
142	Other Accounts Receivable		0	0
143	Accumulated Provision for Uncollectable Accounts		0	0
146	Notes Receivable from Associated Companies		0	0
151	Plant Material and Supplies		0	0
162	Prepayments		0	0
173	Accrued Utility Revenue		0	0
174	Miscellaneous Current and Accrued Assets		0	0
	<b>Total Current and Accrued Assets</b>		<b>\$51,883</b>	<b>\$42,513</b>
	<b>Deferred Debits</b>			
186.1	Deferred Rate Case Expense		\$0	\$0
190	Accumulated Deferred Income Taxes		0	0
	<b>Total Deferred Debits</b>		<b>\$0</b>	<b>\$0</b>
Account No.	<b>Fixed Assets</b>			
101	Utility Plant in Service*		\$4,376,413	\$4,944,077
103	Property Held for Future Use		0	0
105	Construction Work in Progress		191,764	5,442
108	Accumulated Depreciation (enter as negative)*		(3,448,791)	(3,584,587)
121	Non-Utility Property		0	0
122	Accumulated Depreciation - Non Utility		0	0
	<b>Total Fixed Assets</b>		<b>\$1,119,386</b>	<b>\$1,364,932</b>
	<b>Other Fixed Assets</b>			
114	Utility Plant Acquisition Adjustments		\$0	\$1,548,654
	<b>Total Other Fixed Assets</b>		<b>\$0</b>	<b>\$1,548,654</b>
	<b>Total Assets</b>		<b>\$1,171,269</b>	<b>\$2,956,099</b>

\*Note these items feed automatically from AR3 UPIS Page 4

Turner Ranches Water & Sanitation Company  
Annual Report  
Balance Sheet Liabilities and Owners Equity

<b>Balance Sheet Liabilities and Owners Equity</b>				
	<b>Liabilities</b>		Balance at Beginning of Year (2019)	Balance at End of Year (2019)
Account No.	<b>Current Liabilities</b>			
231	Accounts Payable		\$10,398	\$0
232	Notes Payable (Current Portion)		0	0
234	Notes Payable to Associated Companies		0	0
235	Customer Deposits		0	0
236	Accrued Taxes, Income Taxes		16,948	17,845
237	Accrued Interest		0	0
241	Miscellaneous Current and Accrued Liabilities		57,734	16,042
242	Miscellaneous Current and Accrued Liabilities		0	0
	<b>Total Current Liabilities</b>		<b>\$85,080</b>	<b>\$33,887</b>
	<b>Long Term Debt</b>			
224	Long Term Debt (Notes and Bonds)		\$0	\$0
	<b>Deferred Credits</b>			
251	Unamortized Premium on Debt		\$0	\$0
252	Advances in Aid of Construction		0	0
253	Other Deferred Credits		0	0
255	Accumulated Deferred Investment Tax Credits		0	0
271	Contributions in Aid of Construction		0	0
272	Less: Amortization of Contributions		0	0
281	Accumulated Deferred Income Tax		236,636	269,825
	<b>Total Deferred Credits</b>		<b>\$236,636</b>	<b>\$269,825</b>
	<b>Total Liabilites</b>		<b>\$321,716</b>	<b>\$303,713</b>
	<b>Capital Accounts</b>			
201	Common Stock Issued		\$0	\$0
211	Other Paid-In Capital		912,945	2,625,056
215	Retained Earnings		(63,392)	27,330
218	Proprietary Capital (Sole Props and Partnerships)		0	0
	<b>Total Capital</b>		<b>\$849,553</b>	<b>\$2,652,386</b>
	<b>Total Liabilities and Capital</b>		<b>\$1,171,269</b>	<b>\$2,956,099</b>

**Note: Total liabilities and Capital must match total assets for the beginning and end of the year!**



Turner Ranches Water & Sanitation Company  
Annual Report  
Water Comparative Income Statement  
12/31/19

<b>Water Comparative Income Statement</b>			
Account No.	Calendar Year	Current Year 01/01/2019 - 12/31/2019	Last Year 01/01/2018 - 12/31/2018
	<b>Operating Revenue</b>		
461	Metered Water Revenue	\$852,914	\$883,542
460	Unmetered Water Revenue	0	0
462	Fire Protection Revenue	0	0
469	Guaranteed Revenues (Surcharges)	0	0
471	Miscellaneous Service Revenues	0	0
474	Other Water Revenue	482	26,971
	<b>Total Revenues</b>	<b>\$853,397</b>	<b>\$910,513</b>
	<b>Operating Expenses</b>		
601	Salaries and Wages	\$174,859	\$128,972
604	Employee Pensions and Benefits	11,479	3,508
610	Purchased Water	165	245
615	Purchased Power	226,699	205,652
616	Fuel for Power Production	0	0
618	Chemicals	1,285	576
620	Materials and Supplies	1,607	344
620.1	Repairs and Maintenance	1,768	7,055
620.2	Office Supplies and Expense	4,931	5,357
630	Contractual Services	0	0
631	Contractual Services - Engineering	0	6,759
632	Contractual Services - Accounting	22,781	39,089
633	Contractual Services - Legal	10,959	11,488
634	Contractual Services - Management Fees	0	0
635	Contractual Services - Water Testing	0	1
636	Contractual Services - Other	11,581	95,366
640	Rents	0	0
641	Rental of Building/Real Property	3,817	6,570
642	Rental of Equipment	177	72
650	Transportation Expenses	5,889	4,259
656	Insurance - Vehicles	0	0
657	Insurance - General Liability	9,157	5,301
658	Insurance - Worker's Comp	1,981	1,928
657.1	Insurance - Health and Life	0	0
660	Advertising	321	74
665	Regulatory Commission Expense - Rate	0	0
667	Regulatory Commission Expense - Other	13,412	1,138
670	Bad Debt Expense	(0)	0
675	Miscellaneous Expense	27,782	24,188
403	Depreciation Expense (From Schedule AR4)	151,176	106,222
408	Taxes Other Than Income	4,485	(73)
408.11	Property Taxes	32,069	29,875
408.12	Payroll Taxes	10,792	8,430
409	Income Taxes	29,978	236,638
427.1	Customer Security Deposit Interest	0	0
	<b>Total Operating Expenses</b>	<b>\$759,148</b>	<b>\$929,034</b>
	<b>Operating Income / (Loss)</b>	<b>\$94,248</b>	<b>(\$18,521)</b>
	<b>Other Income / (Expense)</b>		
414	Gain/Loss on Dispositions	(\$1,212)	(\$59)
419	Interest and Dividend Income	0	20
421	Non-Utility Income	3	329
426	Miscellaneous Non-Utility (Expense)	(40)	(374)
427	Interest (Expense)	(2,278)	(8,801)
	<b>Total Other Income / (Expense)</b>	<b>(\$3,526)</b>	<b>(\$8,885)</b>
	<b>Net Income / (Loss)</b>	<b>\$90,722</b>	<b>(\$27,406)</b>

Turner Ranches Water & Sanitation Company  
 Annual Report  
 Full time equivalent employees  
 12/31/19

**Full time equivalent employees**

	Direct Company	Allocated	Outside service	Total
President	0.0	0.0	0.0	0.0
Vice-president	0.0	0.1	0.0	0.1
Manager	0.0	0.0	0.0	0.0
Engineering Staff	0.0	0.2	0.0	0.2
System Operator(s)	0.0	2.0	0.0	2.0
Meter reader	0.0	0.0	0.0	0.0
Customer Service	0.0	0.0	0.0	0.0
Accounting	0.0	0.1	0.0	0.1
Business Office	0.0	0.2	0.0	0.2
Rates Department	0.0	0.0	0.0	0.0
Administrative Staff	0.0	0.3	0.0	0.3
Other	0.0	0.0	0.0	0.0
<b>Total</b>	0.0	3.0	0.0	3.0

Turner Ranches Water & Sanitation Company  
 Annual Report  
 Supplemental Financial Data (Long-Term Debt)  
 12/31/19

<b>Supplemental Financial Data (Long-Term Debt)</b>				
	Loan #1	Loan #2	Loan #3	Loan #4
Date Issued	N/A	N/A	N/A	N/A
Source of Loan	N/A	N/A	N/A	N/A
ACC Decision No.	N/A	N/A	N/A	N/A
Reason for Loan	N/A	N/A	N/A	N/A
Dollar Amt. Issued	N/A	N/A	N/A	N/A
Amount Outstanding	N/A	N/A	N/A	N/A
Date of Maturity	N/A	N/A	N/A	N/A
Interest Rate	N/A	N/A	N/A	N/A
Current Year Interest	N/A	N/A	N/A	N/A
Current Year Principal	N/A	N/A	N/A	N/A

Meter Deposit Balance at Test Year End:	\$0
---	-----

Meter Deposits Refunded During the Test Year:	\$0
---	-----

**List all bonds, notes, loans, and other types of indebtedness in which the proceeds were used in the provision of public utility service. Indebtedness incurred for personal uses by the owner of the utility should not be listed. Input 0 or none if there is nothing to report for that cell.**

**Well and Water Usage**

Name of the System: Global Water - Turner Ranches Irrigation, Inc.											
ADEQ Public Water System Number: NA											
ADWR PCC Number: NA											
Well registry 55# (55-XXXXXX):	Pump Horsepower	Pump Yield (gpm)	Casing Depth (feet)	Casing Diameter (inches)	Pump Motor Type **	Year Drilled	Water level 2010	Water level 2019	Meter Size (inches)	How measured:	Active
55-518151	150	550	1,523	16	Turbine	1987	NA	NA	8	Metered	Yes
55-610824	250	980	1,000	18	Turbine	1972	NA	NA	10	Metered	Yes
55-621102	300	1,600	800	18	Turbine	1953	NA	265	10	Metered	Yes
55-621103	300	1,050	1,000	16	Turbine	1959	NA	NA	10	Metered	Yes
55-621104	250	1,050	1,040	20	Turbine	1949	NA	271	10	Metered	Yes
0	0	0	0	0	0	0	0	0	0	0	0
0	0	0	0	0	0	0	0	0	0	0	0
0	0	0	0	0	0	0	0	0	0	0	0
0	0	0	0	0	0	0	0	0	0	0	0
0	0	0	0	0	0	0	0	0	0	0	0
0	0	0	0	0	0	0	0	0	0	0	0
0	0	0	0	0	0	0	0	0	0	0	0
0	0	0	0	0	0	0	0	0	0	0	0
0	0	0	0	0	0	0	0	0	0	0	0
0	0	0	0	0	0	0	0	0	0	0	0
0	0	0	0	0	0	0	0	0	0	0	0
0	0	0	0	0	0	0	0	0	0	0	0
0	0	0	0	0	0	0	0	0	0	0	0

Name of system water delivered to:	NA
ADWR PCC Number:	#N/A
Source of water delivered to another system	NA

Name of system water received from:	NA
ADWR PCC Number:	#N/A
Source of water received	NA
Well registry 55# (55-XXXXXX):	NA

Month	Water withdrawn (gallons) <sup>1</sup>	Water sold (gallons) <sup>2</sup>	Water delivered (sold) to other systems (gallons) <sup>3</sup>	Water received (purchased) from other systems (gallons) <sup>4</sup>	Estimated authorized use (gallons) <sup>5</sup>	Purchased Power Expense <sup>6</sup>	Purchased Power (kWh) <sup>7</sup>
January	11,970,000.00	16,999,000.00	0.00	0.00	0.00	\$7,656	48,600
February	7,495,000.00	12,930,000.00	0.00	0.00	0.00	\$6,790	42,300
March	28,216,000.00	28,897,000.00	0.00	0.00	0.00	\$6,024	50,140
April	73,419,000.00	62,165,000.00	0.00	0.00	0.00	\$17,097	176,680
May	81,629,000.00	77,826,000.00	0.00	0.00	0.00	\$26,320	230,300
June	94,038,000.00	93,194,000.00	0.00	0.00	0.00	\$27,107	270,900
July	102,216,000.00	97,704,000.00	0.00	0.00	0.00	\$36,994	324,440
August	95,598,000.00	85,907,000.00	0.00	0.00	0.00	\$32,588	269,520
September	61,178,000.00	51,951,000.00	0.00	0.00	0.00	\$27,867	257,740
October	74,066,000.00	71,262,000.00	0.00	0.00	0.00	\$20,718	180,200
November	34,067,000.00	37,219,000.00	0.00	0.00	0.00	\$15,775	168,240
December	2,848,000.00	9,784,000.00	0.00	0.00	0.00	\$3,257	27,480
<b>Totals</b>	<b>666,740,000.00</b>	<b>645,838,000.00</b>	<b>0.00</b>	<b>0.00</b>	<b>0.00</b>	<b>\$228,193</b>	<b>2,046,540</b>

If applicable, in the space below please provide a description for all un-metered water use along with amounts:  
 0

1 Water withdrawn - Total gallons of water withdrawn from pumped sources.  
 2 Water sold - Total gallons from customer meters, and other sales such as construction water.  
 3 Water delivered (sold) to other systems - Total gallons of water delivered to other systems.  
 4 Water received (purchased) from other systems - Total gallons of water purchased/received from other systems.  
 5 Estimated authorized use - Total estimated gallons from authorized metered or unmetered use. Authorized uses such as flushing (mains, services and hydrants) draining/cleaning tanks, process, construction fire fighting, etc. Non-authorized use (real losses) are service line breaks and leaks, water main breaks, meter inaccuracies and theft.  
 6 Enter the total purchased power costs for the power meters associated with this system.  
 7 Enter the total purchased kWh used by the power meters associated with this system.

Water Utility Plant Description			
Name of the System:	Global Water - Turner Ranches Irrigation, Inc.		
ADEQ Public Water System Number:			NA
ADWR PCC Number:			NA

MAINS			
Sizes (inches)	Material	Length (feet)	
2.00		0	0
3.00		0	0
4.00		0	0
6.00	ACP		9,818
6.00	PVC		5,838
8.00	ACP		44,971
10.00	ACP		18,205
12.00	ACP		5,800
10		HDPE	1,495
0		0	0
0		0	0
0		0	0
0		0	0
0		0	0

CUSTOMER METERS			
Size (inches)	Quantity	Percent over 1,000,000 gallons	Percent over 10 years old
5/8 X 3/4	0	0%	0%
3/4	0	0%	0%
1	0	0%	0%
1 1/2	1	100%	100%
2	1	100%	100%
Compound 2	0	0%	0%
Turbine 2	0	0%	0%
Compound 3	0	0%	0%
Turbine 3	1	100%	100%
Compound 4	0	0%	0%
Turbine 5	0	0%	0%
Compound 6	0	0%	0%
Turbine 6	2	100%	50%
Turbine 8	5	100%	0%
Turbine 10	1	100%	0%
NA	0	0%	0%
NA	0	0%	0%

SERVICE LINES			
Material	Percent of system	Year installed	
PVC	100%	974-1985	
0	0	0	0
0	0	0	0
0	0	0	0
0	0	0	0

BOOSTER PUMPS			
Horsepower	GPM	Quantity	
60	1,000	2	
75	1,200	2	
15	500	2	
0	NA	0	

FIRE HYDRANTS	
Type	Quantity
Standard *	137
Other	0

STORAGE TANKS			
Capacity (gallons)	Material	Quantity	Year installed
0		0	0
0		0	0
0		0	0
0		0	0
0		0	0
0		0	0

PRESSURE/BLADDER TANKS			
Capacity (gallons)	Material	Quantity	Year installed
0		0	0
0		0	0
0		0	0
0		0	0
0		0	0
0		0	0

\* A standard fire hydrant has two 2.5 inch hose connection nozzles with 7.5 threads per inch, and one 4.5 inch pumper connection nozzle with 4 threads per inch

<b>Water Utility Plant Description (Continued)</b>
--

For the following three items, list the utility owned assets in each category for each system.

<b>TREATMENT EQUIPMENT:</b>	None - Irrigation water only
<b>STRUCTURES:</b>	Block walls around pump sites and wells. Shed at fire and irrigation pumping station.
<b>OTHER:</b>	Back-up generator at fire and irrigation pumping station. Nissan truck x1; Toyota Tacoma x1

**Provide a calculation used to determine the value of one water equivalent residential connection (ERC).**

Use one of the following methods:

- (a) If actual flow data are available from the preceding 12 months, divide the total annual single family residence (SFR) gallons sold by the average number of single family residence customers for the same period and divide the result by 365
- (b) If no historical flow data are available, use:  

$$ERC = ( \text{Total SFR gallons sold (Omit 000)} / 365 \text{ days} / 350 \text{ gallons per day} )$$

ERC 

Not Applicable
----------------

  
 Method used: 

Other
-------

Customer and Other Information	
Name of the System:	Global Water - Turner Ranches Irrigation, Inc.
ADEQ Public Water System Number:	NA
ADWR PCC Number:	NA

Month	Number of Customers				
	Single-Family	Multi-Family	Commercial	Turf/Irrigation	Other Non-Residential
January	949	0	4	11	0
February	949	0	4	11	0
March	949	0	4	11	0
April	949	0	4	11	0
May	949	0	4	11	0
June	949	0	4	11	0
July	949	0	4	11	0
August	949	0	4	11	0
September	949	0	4	11	0
October	949	0	4	11	0
November	949	0	4	11	0
December	949	0	4	11	0

If the system has fire hydrants, what is the fire flow requirements?  GPM for  hrs.

Does the system have chlorination treatment?

Does the Company have an ADWR Gallons Per Capita Per Day (GPCPD) requirement?

If yes, provide the GPCPD amount:

Is the Water Utility located in an ADWR Active Management Area (AMA)?   
 If yes, which AMA?

What is the present system connection capacity (in ERCs \*) using existing lines?

What is the future system connection capacity (in ERCs \*) upon service area buildout?

Describe any plans and estimated completion dates for any enlargements or improvements of this system.

This system provides water for irrigation of turf and fire flow only. This system is not a public water system.

\* an ERC is based on the calculation on the bottom of AR9 page 12.

Turner Ranches Water & Sanitation Company  
 Annual Report  
 Utility Shutoffs / Disconnects  
 12/31/19

Utility Shutoffs / Disconnects	
Name of the System:	Global Water - Turner Ranches Irrigation, Inc.
ADEQ Public Water System Number:	NA
ADWR PCC Number:	NA

Month	Termination without Notice R14-2-410.B	Termination with Notice R14-2-410.C	Other
January	0	0	0
February	0	0	0
March	0	0	0
April	0	0	0
May	0	0	0
June	0	0	0
July	0	0	0
August	0	0	0
September	0	0	0
October	0	0	0
November	0	0	0
December	0	0	0
<b>Total</b>	<b>0</b>	<b>0</b>	<b>0</b>

**Other (description):**

0	
---	--

**Instructions:** Fill out the Grey Cells with the relevent information. Input 0 or none if there is nothing recorded in that account or there is no applicable information to report.



**Property Taxes**

Amount of actual property taxes paid during Calendar Year 2019 was

\$30,591

If no property taxes paid, explain why.

N/A

**Instructions:** Fill out the Grey Cells with the relevant information. Input 0 or none if there is nothing recorded in that account or there is no applicable information to report.

Verification and Sworn Statement (Taxes)

Verification: State of Arizona I, the undersigned of the  
(state name)

County of (county name): Maricopa  
Name (owner or official) title: Joanne Ellsworth  
Company name: Turner Ranches Water & Sanitation Company

DO SAY THAT THIS ANNUAL UTILITY PROPERTY TAX AND SALES TAX REPORT TO THE ARIZONA CORPORATION COMMISSION.

FOR THE YEAR ENDING: 12/31/19

HAS BEEN PREPARED UNDER MY DIRECTION, FROM THE ORIGINAL BOOKS, PAPERS AND RECORDS OF SAID UTILITY; THAT I HAVE CAREFULLY EXAMINED THE SAME, AND DECLARE THE SAME TO BE A COMPLETE AND CORRECT STATEMENT OF BUSINESS AND AFFAIRS OF SAID UTILITY FOR THE PERIOD COVERED BY THIS REPORT IN RESPECT TO EACH AND EVERY MATTER AND THING SET FORTH, TO THE BEST OF MY KNOWLEDGE, INFORMATION AND BELIEF.

Sworn Statement: I HEREBY ATTEST THAT ALL PROPERTY TAXES FOR SAID COMPANY ARE CURRENT AND PAID IN FULL.

I HEREBY ATTEST THAT ALL SALES TAXES FOR SAID COMPANY ARE CURRENT AND PAID IN FULL.

RECEIVED  
BY EMAIL  
4/15/2020, 02:35 PM  
ARIZONA CORPORATION COMMISSION  
UTILITIES DIVISION

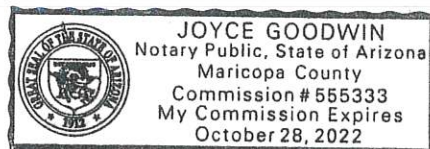
Joanne Ellsworth  
signature of owner/official

480-999-5247  
telephone no.

SUBSCRIBED AND SWORN TO BEFORE ME A NOTARY PUBLIC  
IN AND FOR THE COUNTY

THIS 15th DAY OF April, 2020  
(month) and (year)

MY COMMISSION EXPIRES October 28, 2022  
(date)



[Signature]  
(signature of notary public)

**Verification and Sworn Statement**

**Verification:**

State of Arizona I, the undersigned of the  
(state name)  
County of (county name): Maricopa  
Name (owner or official) title: Joanne Ellsworth  
Company name: Turner Ranches Water & Sanitation Company

DO SAY THAT THIS ANNUAL UTILITY PROPERTY TAX AND SALES TAX REPORT TO THE ARIZONA CORPORATION COMMISSION.

FOR THE YEAR ENDING: 12/31/19

HAS BEEN PREPARED UNDER MY DIRECTION, FROM THE ORIGINAL BOOKS, PAPERS AND RECORDS OF SAID UTILITY; THAT I HAVE CAREFULLY EXAMINED THE SAME, AND DECLARE THE SAME TO BE A COMPLETE AND CORRECT STATEMENT OF BUSINESS AND AFFAIRS OF SAID UTILITY FOR THE PERIOD COVERED BY THIS REPORT IN RESPECT TO EACH AND EVERY MATTER AND THING SET FORTH, TO THE BEST OF MY KNOWLEDGE, INFORMATION AND BELIEF.

**Sworn Statement:** IN ACCORDANCE WITH THE REQUIREMENTS OF TITLE 40, ARTICLE 8, SECTION 40-401, ARIZONA REVISED STATUTES, IT IS HEREIN REPORTED THAT THE GROSS OPERATING REVENUE OF SAID UTILITY DERIVED FROM ARIZONA INTRASTATE UTILITY OPERATIONS DURING THE CALENDAR YEAR WAS:

Arizona Intrastate Gross Operating Revenues Only (\$) \$911,925  
(The amount in the box above includes \$58,528 in sales taxes billed or collected)

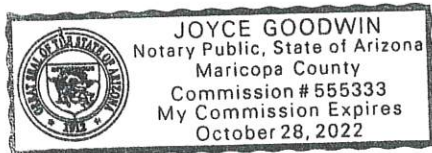
**RECEIVED  
BY EMAIL**

4/15/2020, 02:35 PM  
ARIZONA CORPORATION COMMISSION  
UTILITIES DIVISION

Joanne Ellsworth  
signature of owner/official  
480-999-5247  
telephone no.

SUBSCRIBED AND SWORN TO BEFORE ME A NOTARY PUBLIC  
IN AND FOR THE COUNTY Maricopa  
(county name)  
THIS 15th DAY OF April, 2020  
(month) and (year)

MY COMMISSION EXPIRES October 28, 2022  
(date)



[Signature]  
(signature of notary public)

**Verification and Sworn Statement (Residential Revenue)**

**Verification:**

State of Arizona I, the undersigned of the  
(state name)

County of (county name): Maricopa  
Name (owner or official) title: Joanne Ellsworth  
Company name: Turner Ranches Water & Sanitation Company

DO SAY THAT THIS ANNUAL UTILITY PROPERTY TAX AND SALES TAX REPORT TO THE ARIZONA CORPORATION COMMISSION.

FOR THE YEAR ENDING: 12/31/19

HAS BEEN PREPARED UNDER MY DIRECTION, FROM THE ORIGINAL BOOKS, PAPERS AND RECORDS OF SAID UTILITY; THAT I HAVE CAREFULLY EXAMINED THE SAME, AND DECLARE THE SAME TO BE A COMPLETE AND CORRECT STATEMENT OF BUSINESS AND AFFAIRS OF SAID UTILITY FOR THE PERIOD COVERED BY THIS REPORT IN RESPECT TO EACH AND EVERY MATTER AND THING SET FORTH, TO THE BEST OF MY KNOWLEDGE, INFORMATION AND BELIEF.

**Sworn Statement:** IN ACCORDANCE WITH THE REQUIREMENTS OF TITLE 40, ARTICLE 8, SECTION 40-401, ARIZONA REVISED STATUTES, IT IS HEREIN REPORTED THAT THE GROSS OPERATING REVENUE OF SAID UTILITY DERIVED FROM ARIZONA INTRASTATE UTILITY OPERATIONS RECEIVED FROM RESIDENTIAL CUSTOMERS DURING THE CALENDAR YEAR WAS:

Arizona Intrastate Gross Operating Revenues Only (\$)

\$0

(The amount in the box above includes

\$0 in sales taxes  
billed or collected)

**RECEIVED  
BY EMAIL**

4/15/2020, 02:35 PM

ARIZONA CORPORATION COMMISSION  
UTILITIES DIVISION

Joanne Ellsworth  
signature of owner/official

480-999-5247  
telephone no.

SUBSCRIBED AND SWORN TO BEFORE ME A NOTARY PUBLIC  
IN AND FOR THE COUNTY

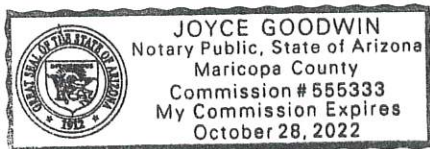
Maricopa  
(county name)

THIS 15th

DAY OF April, 2020  
(month) and (year)

MY COMMISSION EXPIRES

October 28, 2022  
(date)



[Signature]  
(signature of notary public)

**Gross-up Sharing Method for Income Tax Statement of Certification**

**Verification:**

State of Arizona I, the undersigned of the  
(state name)

County of (county name): Maricopa  
Name (owner or official) title: Joanne Ellsworth  
Company name: Turner Ranches Water & Sanitation Company

FOR THE YEAR ENDING: 12/31/19

**Sworn Statement:**

IN ACCORDANCE WITH THE REQUIREMENTS OF DECISION NO. 77084, BECAUSE THE UTILITY REQUIRES THE GROSS UP OF ADVANCES AND CONTRIBUTIONS, I HEREBY STATE THAT THE UTILITY HAS INCURRED OR IS EXPECTED TO INCUR A NET INCREASE IN CURRENT INCOME TAX EXPENSE OR A DECREASE IN DEFERRED TAX ASSET FOR A CARRY FORWARD ACCORDING TO GAAP IN AN AMOUNT EQUAL TO OR GREATER THAN THE AMOUNT OF THE REQUIRED GROSS UP PAID BY DEVELOPERS IN THE PERIOD COVERED BY THIS ANNUAL REPORT.

**RECEIVED  
BY EMAIL**

4/15/2020, 02:35 PM  
ARIZONA CORPORATION COMMISSION  
UTILITIES DIVISION

Joanne Ellsworth  
signature of owner/official

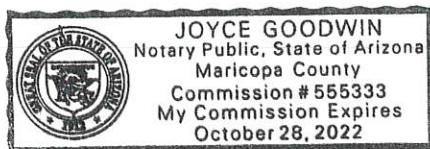
480-999-5247  
telephone no.

SUBSCRIBED AND SWORN TO BEFORE ME A NOTARY PUBLIC  
IN AND FOR THE COUNTY

Maricopa  
(county name)

THIS 15th DAY OF April, 2020  
(month) and (year)

MY COMMISSION EXPIRES October 28, 2022  
(date)



[Signature]  
(signature of notary public)