

ANNUAL REPORT

Of

Company Name:
PO Box 1020

Mailing Address: Apache Junction AZ
85217-1020

Docket No.: W-01677A
For the Year Ended:

RECEIVED BY EMAIL
04/15/2021, 1:04 PM
ARIZONA CORPORATION COMMISSION
UTILITIES DIVISION

WATER UTILITY

To

Arizona Corporation Commission

Due on April 15th

Email: Util-Compliance@azcc.gov, mail or deliver the completed Annual Report to:
Arizona Corporation Commission
Compliance Section - Utilities Division
1200 West Washington Street
Phoenix, Arizona 85007

Application Type:
Application Date:

ARIZONA CORPORATION COMMISSION
 WATER UTILITY ANNUAL REPORT
 Turner Ranches Water & Sanitation Company
 A Class Utility

For the Calendar Year Ended:

Primary Address:
 City: State: Zip Code:

Telephone Number:

Date of Original Organization of Utility:

Person to whom correspondence should be addressed concerning this report:

Name:
 Telephone No. :
 Address:
 City: State: Zip Code:
 Email:

Regulatory and Management Contact

Name:
 Telephone No. :
 Address:
 City: State: Zip Code:
 Email:

On-Site Manager

Name:
 Telephone No. :
 Address:
 City: State: Zip Code:
 Email:

Attorney

Name:
 Telephone No. :
 Address:
 City: State: Zip Code:
 Email:

Statutory Agent

Name:
 Telephone No. :
 Address:
 City: State: Zip Code:
 Email:

Ownership:

Counties Served:

Important changes during the year
--

	For those companies not subject to the affiliated interest rules, has there been a change in ownership or direct control during the year?
	If yes, please provide specific details in the box below.
	No change in ownership or direct control during the year.

	Has the company been notified by any other regulatory authorities during the year, that they are out of compliance?
	If yes, please provide specific details in the box below.
	No notification by any other regulatory authorities during the year that the company is out of compliance.

Utility Plant in Service (Water)							
Account No.	Description	Beginning Year Original Cost	Current Year Additions	Current Year Retirements	Adjusted Original Cost	Accumulated Depreciation	OCLD (OC less AD)
301	Organization	\$606	\$0	\$0	\$606	\$0	\$606
302	Franchises	771	0	0	771	0	771
303	Land and Land Rights	30,096	0	0	30,096	0	30,096
304	Structures and Improvements	19,017	0	0	19,017	8,068	10,948
305	Collecting & Improving Reservoirs	0	0	0	0	0	0
306	Lake, River, Canal Intakes	0	0	0	0	0	0
307	Wells and Springs	671,498	22,177	0	693,674	414,084	279,591
308	Infiltration Galleries	0	0	0	0	0	0
309	Supply Mains	0	0	0	0	0	0
310	Power Generation Equipment	71,043	0	0	71,043	19,532	51,511
311	Pumping Equipment	1,340,178	113,230	28,123	1,425,284	1,065,400	359,885
320	Water Treatment Equipment	439	0	0	439	439	0
320.1	Water Treatment Plants	2,232	0	0	2,232	112	2,120
320.2	Solution Chemical Feeders	0	0	0	0	0	0
320.3	Point-of-Use Treatment Devices	0	0	0	0	0	0
330	Distribution Reservoirs and Standpipes	765,235	0	0	765,235	765,235	0
330.1	Storage Tanks	16,464	0	0	16,464	4,233	12,231
330.2	Pressure Tanks	0	0	0	0	0	0
331	Transmission and Distribution Mains	1,379,267	1,169	0	1,380,437	1,002,479	377,957
333	Services	100,441	0	0	100,441	91,979	8,463
334	Meters and Meter Installations	110,990	4,968	0	115,958	92,992	22,966
335	Hydrants	266,324	0	0	266,324	178,899	87,425
336	Backflow Prevention Devices	0	0	0	0	0	0
339	Other Plant and Misc. Equipment	11,963	0	0	11,963	3,512	8,451
340	Office Furniture and Equipment	3,106	59	0	3,165	923	2,242
340.1	Computer & Software	20,325	15,434	0	35,759	22,123	13,637
341	Transportation Equipment	33,373	0	0	33,373	8,368	25,004
342	Stores Equipment	0	0	0	0	0	0
343	Tools, Shop and Garage Equipment	1,307	0	0	1,307	1,111	196
344	Laboratory Equipment	0	0	0	0	0	0
345	Power Operated Equipment	0	0	0	0	0	0
346	Communication Equipment	104	0	0	104	77	27
347	Miscellaneous Equipment	0	0	0	0	0	0
348	Other Tangible Plant	99,296	4,078	0	103,374	15,098	88,276
	Totals	\$4,944,077	\$161,115	\$28,123	\$5,077,068	\$3,694,665	\$1,382,404

Turner Ranches Water & Sanitation Company
Annual Report
Depreciation Expense for the Current Year (Water)
12/31/20

Depreciation Expense for the Current Year (Water)									
Account No.	Description	Beginning Year Original Cost	Current Year Additions	Current Year Retirements	Adjusted Original Cost	Fully Depreciated/Non-depreciable Plant	Depreciable Plant	Depreciation Percentages	Depreciation Expense
301	Organization	\$606	\$0	\$0	\$606	\$606	\$0	0.00%	\$0
302	Franchises	771	0	0	771	771	0	0.00%	0
303	Land and Land Rights	30,096	0	0	30,096	30,096	0	0.00%	0
304	Structures and Improvements	19,017	0	0	19,017	0	19,017	3.33%	634
305	Collecting & Improving Reservoirs	0	0	0	0	0	0	0.00%	0
306	Lake, River, Canal Intakes	0	0	0	0	0	0	0.00%	0
307	Wells and Springs	671,498	22,177	0	693,674	358,794	334,880	3.33%	10,793
308	Infiltration Galleries	0	0	0	0	0	0	0.00%	0
309	Supply Mains	0	0	0	0	0	0	0.00%	0
310	Power Generation Equipment	71,043	0	0	71,043	0	71,043	5.00%	3,552
311	Pumping Equipment	1,340,178	113,230	28,123	1,425,284	605,889	819,395	11.28%	87,627
320	Water Treatment Equipment	439	0	0	439	439	0	0.00%	0
320.1	Water Treatment Plants	2,232	0	0	2,232	0	2,232	3.33%	74
320.2	Solution Chemical Feeders	0	0	0	0	0	0	0.00%	0
320.3	Point-of-Use Treatment Devices	0	0	0	0	0	0	0.00%	0
330	Distribution Reservoirs and Standpipes	765,235	0	0	765,235	765,235	0	0.00%	0
330.1	Storage Tanks	16,464	0	0	16,464	0	16,464	2.50%	412
330.2	Pressure Tanks	0	0	0	0	0	0	0.00%	0
331	Transmission and Distribution Mains	1,379,267	1,169	0	1,380,437	983,338	397,099	2.00%	7,930
333	Services	100,441	0	0	100,441	89,641	10,801	3.33%	360
334	Meters and Meter Installations	110,990	4,968	0	115,958	79,638	36,321	8.33%	2,820
335	Hydrants	266,324	0	0	266,324	130,483	135,841	2.00%	2,717
336	Backflow Prevention Devices	0	0	0	0	0	0	0.00%	0
339	Other Plant and Misc. Equipment	11,963	0	0	11,963	0	11,963	6.67%	798
340	Office Furniture and Equipment	3,106	59	0	3,165	0	3,165	5.52%	173
340.1	Computer & Software	20,325	15,434	0	35,759	6,514	29,245	15.95%	3,433
341	Transportation Equipment	33,373	0	0	33,373	0	33,373	19.99%	6,672
342	Stores Equipment	0	0	0	0	0	0	0.00%	0
343	Tools, Shop and Garage Equipment	1,307	0	0	1,307	0	1,307	5.00%	65
344	Laboratory Equipment	0	0	0	0	0	0	0.00%	0
345	Power Operated Equipment	0	0	0	0	0	0	0.00%	0
346	Communication Equipment	104	0	0	104	0	104	7.53%	8
347	Miscellaneous Equipment	0	0	0	0	0	0	0.00%	0
348	Other Tangible Plant	99,296	4,078	0	103,374	0	103,374	10.00%	10,134
	Subtotal	\$4,944,077	\$161,115	\$28,123	\$5,077,068	\$3,051,444	\$2,025,625		\$138,201

Contribution(s) in Aid of Construction (Gross) \$0
Less: Non Amortizable Contribution(s) 0
Fully Amortized Contribution(s) 0
Amortizable Contribution(s) \$0
Times: Proposed Amortization Rate 0.00%
Amortization of CIAC \$0

Less: Amortization of CIAC \$0

DEPRECIATION EXPENSE \$138,201

Turner Ranches Water & Sanitation Company
Annual Report
Balance Sheet Assets
12/31/20

Balance Sheet Assets				
	Assets		Balance at Beginning of Year (2020)	Balance at End of Year (2020)
Account No.	Current and Accrued Assets			
131	Cash		\$0	\$0
132	Special Deposits		0	0
133	Other Special Deposits		0	0
134	Working Funds		0	0
135	Temporary Cash Investments		0	0
141	Customer Accounts Receivable		42,513	48,969
142	Other Accounts Receivable		0	0
143	Accumulated Provision for Uncollectable Accounts		0	(0)
146	Notes Receivable from Associated Companies		0	0
151	Plant Material and Supplies		0	0
162	Prepayments		0	0
173	Accrued Utility Revenue		0	0
174	Miscellaneous Current and Accrued Assets		0	0
	Total Current and Accrued Assets		\$42,513	\$48,969
	Deferred Debits			
186.1	Deferred Rate Case Expense		\$0	\$0
190	Accumulated Deferred Income Taxes		0	0
	Total Deferred Debits		\$0	\$0
Account No.	Fixed Assets			
101	Utility Plant in Service*		\$4,944,077	\$5,077,068
103	Property Held for Future Use		0	0
105	Construction Work in Progress		5,442	7,502
108	Accumulated Depreciation (enter as negative)*		(3,584,587)	(3,694,665)
121	Non-Utility Property		0	0
122	Accumulated Depreciation - Non Utility		0	0
	Total Fixed Assets		\$1,364,932	\$1,389,905
	Other Fixed Assets			
114	Utility Plant Acquisition Adjustments		\$1,548,654	\$1,548,654
	Total Other Fixed Assets		\$1,548,654	\$1,548,654
	Total Assets		\$2,956,099	\$2,987,528

*Note these items feed automatically from AR3 UPIS Page 4

Turner Ranches Water & Sanitation Company
Annual Report
Balance Sheet Liabilities and Owners Equity

Balance Sheet Liabilities and Owners Equity				
	Liabilities		Balance at Beginning of Year (2020)	Balance at End of Year (2020)
Account No.	Current Liabilities			
231	Accounts Payable		\$0	\$12,964
232	Notes Payable (Current Portion)		0	0
234	Notes Payable to Associated Companies		0	0
235	Customer Deposits		0	0
236	Accrued Taxes, Income Taxes		17,845	20,879
237	Accrued Interest		0	0
241	Miscellaneous Current and Accrued Liabilities		16,042	13,269
242	Miscellaneous Current and Accrued Liabilities		0	0
	Total Current Liabilities		\$33,887	\$47,112
	Long Term Debt			
224	Long Term Debt (Notes and Bonds)		\$0	\$0
	Deferred Credits			
251	Unamortized Premium on Debt		\$0	\$0
252	Advances in Aid of Construction		0	0
253	Other Deferred Credits		0	0
255	Accumulated Deferred Investment Tax Credits		0	0
271	Contributions in Aid of Construction		0	0
272	Less: Amortization of Contributions		0	0
281	Accumulated Deferred Income Tax		269,825	251,847
	Total Deferred Credits		\$269,825	\$251,847
	Total Liabilites		\$303,713	\$298,960
	Capital Accounts			
201	Common Stock Issued		\$0	\$0
211	Other Paid-In Capital		2,625,056	2,585,411
215	Retained Earnings		27,330	103,157
218	Proprietary Capital (Sole Props and Partnerships)		0	0
	Total Capital		\$2,652,386	\$2,688,568
	Total Liabilities and Capital		\$2,956,099	\$2,987,528

Note: Total liabilities and Capital must match total assets for the beginning and end of the year!

Turner Ranches Water & Sanitation Company
Annual Report
Water Comparative Income Statement
12/31/20

Water Comparative Income Statement			
Account No.	Calendar Year	Current Year 01/01/2020 - 12/31/2020	Last Year 01/01/2019 - 12/31/2019
	Operating Revenue		
461	Metered Water Revenue	\$888,963	\$852,914
460	Unmetered Water Revenue	0	0
462	Fire Protection Revenue	0	0
469	Guaranteed Revenues (Surcharges)	0	0
471	Miscellaneous Service Revenues	0	0
474	Other Water Revenue	493	482
	Total Revenues	\$889,456	\$853,397
	Operating Expenses		
601	Salaries and Wages	\$201,002	\$174,859
604	Employee Pensions and Benefits	10,963	11,479
610	Purchased Water	0	165
615	Purchased Power	257,418	226,699
616	Fuel for Power Production	0	0
618	Chemicals	718	1,285
620	Materials and Supplies	572	1,607
620.1	Repairs and Maintenance	7,157	1,768
620.2	Office Supplies and Expense	6,611	4,931
630	Contractual Services	0	0
631	Contractual Services - Engineering	0	0
632	Contractual Services - Accounting	14,040	22,781
633	Contractual Services - Legal	8,363	10,959
634	Contractual Services - Management Fees	0	0
635	Contractual Services - Water Testing	0	0
636	Contractual Services - Other	29,239	11,581
640	Rents	0	0
641	Rental of Building/Real Property	3,677	3,817
642	Rental of Equipment	156	177
650	Transportation Expenses	6,454	5,889
656	Insurance - Vehicles	0	0
657	Insurance - General Liability	9,820	9,157
658	Insurance - Worker's Comp	1,893	1,981
657.1	Insurance - Health and Life	0	0
660	Advertising	227	321
665	Regulatory Commission Expense - Rate	0	0
667	Regulatory Commission Expense - Other	8,541	13,412
670	Bad Debt Expense	132	(0)
675	Miscellaneous Expense	25,721	27,782
403	Depreciation Expense (From Schedule AR4)	138,201	151,176
408	Taxes Other Than Income	4,152	4,485
408.11	Property Taxes	35,639	32,069
408.12	Payroll Taxes	13,219	10,792
409	Income Taxes	27,652	29,978
427.1	Customer Security Deposit Interest	26	0
	Total Operating Expenses	\$811,591	\$759,148
	Operating Income / (Loss)	\$77,866	\$94,248
	Other Income / (Expense)		
414	Gain/Loss on Dispositions	\$0	(\$1,212)
419	Interest and Dividend Income	0	0
421	Non-Utility Income	0	3
426	Miscellaneous Non-Utility (Expense)	(36)	(40)
427	Interest (Expense)	(2,003)	(2,278)
	Total Other Income / (Expense)	(\$2,039)	(\$3,526)
	Net Income / (Loss)	\$75,826	\$90,722

Turner Ranches Water & Sanitation Company
 Annual Report
 Full time equivalent employees
 12/31/20

Full time equivalent employees

	Direct Company	Allocated	Outside service	Total
President	0.0	0.0	0.0	0.0
Vice-president	0.0	0.1	0.0	0.1
Manager	0.0	0.0	0.0	0.0
Engineering Staff	0.0	0.1	0.0	0.1
System Operator(s)	0.0	1.5	0.0	1.5
Meter reader	0.0	0.0	0.0	0.0
Customer Service	0.0	0.1	0.0	0.1
Accounting	0.0	0.2	0.0	0.2
Business Office	0.0	0.0	0.0	0.0
Rates Department	0.0	0.3	0.0	0.3
Administrative Staff	0.0	0.0	0.0	0.0
Other	0.0	0.0	0.0	0.0
Total	0.0	2.5	0.0	2.5

Turner Ranches Water & Sanitation Company
 Annual Report
 Supplemental Financial Data (Long-Term Debt)
 12/31/20

Supplemental Financial Data (Long-Term Debt)				
	Loan #1	Loan #2	Loan #3	Loan #4
Date Issued	N/A	N/A	N/A	N/A
Source of Loan	N/A	N/A	N/A	N/A
ACC Decision No.	N/A	N/A	N/A	N/A
Reason for Loan	N/A	N/A	N/A	N/A
Dollar Amt. Issued	N/A	N/A	N/A	N/A
Amount Outstanding	N/A	N/A	N/A	N/A
Date of Maturity	N/A	N/A	N/A	N/A
Interest Rate	N/A	N/A	N/A	N/A
Current Year Interest	N/A	N/A	N/A	N/A
Current Year Principal	N/A	N/A	N/A	N/A

Meter Deposit Balance at Test Year End:	\$0
---	-----

Meter Deposits Refunded During the Test Year:	\$0
---	-----

<i>List all bonds, notes, loans, and other types of indebtedness in which the proceeds were used in the provision of public utility service. Indebtedness incurred for personal uses by the owner of the utility should <u>not</u> be listed. Input 0 or none if there is nothing to report for that cell.</i>

Well and Water Usage											
Name of the System:		Global Water - Turner Ranches Irrigation, Inc.									
ADEQ Public Water System Number:		NA									
ADWR PCC Number:		NA									
Well registry 55# (55-XXXXXX):	Pump Horsepower	Pump Yield (gpm)	Casing Depth (feet)	Casing Diameter (inches)	Pump Motor Type **	Year Drilled	Water level 2010	Water level 2020	Meter Size (inches)	How measured:	Active
55-518151	150	550	1,523	16	Turbine	1987	NA	NA	8	Metered	Yes
55-610824	250	980	1,000	18	Turbine	1972	NA	271	10	Metered	Yes
55-621102	300	1,600	800	18	Turbine	1953	NA	269	10	Metered	Yes
55-621103	300	1,050	1,000	16	Turbine	1959	NA	292	10	Metered	Yes
55-621104	250	1,050	1,040	20	Turbine	1949	NA	272	10	Metered	Yes
0	0	0	0	0	0	0	0	0	0	0	0
0	0	0	0	0	0	0	0	0	0	0	0
0	0	0	0	0	0	0	0	0	0	0	0
0	0	0	0	0	0	0	0	0	0	0	0
0	0	0	0	0	0	0	0	0	0	0	0
0	0	0	0	0	0	0	0	0	0	0	0
0	0	0	0	0	0	0	0	0	0	0	0
0	0	0	0	0	0	0	0	0	0	0	0
0	0	0	0	0	0	0	0	0	0	0	0
0	0	0	0	0	0	0	0	0	0	0	0
0	0	0	0	0	0	0	0	0	0	0	0
0	0	0	0	0	0	0	0	0	0	0	0

Name of system water delivered to:	NA	
ADWR PCC Number:	#N/A	
Source of water delivered to another system	NA	
Name of system water received from:	NA	
ADWR PCC Number:	#N/A	
Source of water received	NA	
Well registry 55# (55-XXXXXX):	NA	

Month	Water withdrawn (gallons) ¹	Water sold (gallons) ²	Water delivered (sold) to other systems (gallons) ³	Water received (purchased) from other systems (gallons) ⁴	Estimated authorized use (gallons) ⁵	Purchased Power Expense ⁶	Purchased Power (kWh) ⁷
January	13,464,000.00	20,562,434.20	0.00	0.00	0.00	\$2,182	12,360
February	18,341,000.00	24,027,535.30	0.00	0.00	0.00	\$6,632	52,040
March	16,594,000.00	19,538,725.50	0.00	0.00	0.00	\$4,529	25,360
April	59,708,000.00	61,631,815.10	0.00	0.00	0.00	\$12,447	113,400
May	97,454,000.00	88,732,478.60	0.00	0.00	0.00	\$23,438	223,360
June	113,129,000.00	97,135,070.00	0.00	0.00	0.00	\$29,139	261,600
July	114,577,000.00	89,478,674.30	0.00	0.00	0.00	\$34,505	304,560
August	99,068,000.00	81,653,435.50	0.00	0.00	0.00	\$32,661	264,880
September	89,987,000.00	74,583,340.00	0.00	0.00	0.00	\$22,120	216,440
October	84,970,000.00	71,634,230.00	0.00	0.00	0.00	\$22,856	235,280
November	55,288,000.00	51,534,279.50	0.00	0.00	0.00	\$13,779	154,400
December	29,107,000.00	30,371,982.40	0.00	0.00	0.00	\$10,799	91,600
Totals	791,687,000.00	710,884,000.40	0.00	0.00	0.00	\$215,087	1,955,280

If applicable, in the space below please provide a description for all un-metered water use along with amounts:
 0

1 Water withdrawn - Total gallons of water withdrawn from pumped sources.
 2 Water sold - Total gallons from customer meters, and other sales such as construction water.
 3 Water delivered (sold) to other systems - Total gallons of water delivered to other systems.
 4 Water received (purchased) from other systems - Total gallons of water purchased/received from other systems.
 5 Estimated authorized use - Total estimated gallons from authorized metered or unmetered use. Authorized uses such as flushing (mains, services and hydrants) draining/cleaning tanks, process, construction, fire fighting, etc. Non-authorized use (real losses) are service line breaks and leaks, water main breaks, meter inaccuracies and theft.
 6 Enter the total purchased power costs for the power meters associated with this system.
 7 Enter the total purchased kWh used by the power meters associated with this system.

Water Utility Plant Description	
Name of the System:	Global Water - Turner Ranches Irrigation, Inc.
ADEQ Public Water System Number:	NA
ADWR PCC Number:	NA

MAINS		
Sizes (inches)	Material	Length (feet)
2.00	Unknown	7
8.00	PVC	1,400
4.00	ACP	633
6.00	ACP	9,818
6.00	PVC	5,857
8.00	ACP	42,900
10.00	ACP	13,100
12.00	ACP	47
10	HDPE	1,495
6	Steel	49
10	Steel	6
12	Steel	44
16	ACP	62
20	ACP	138
NA	ACP	110
NA	NA	0

CUSTOMER METERS			
Size (inches)	Quantity	Percent over 1,000,000 gallons	Percent over 10 years old
5/8 X 3/4	0	0%	0%
3/4	0	0%	0%
1	0	0%	0%
1 1/2	1	100%	100%
2	1	100%	100%
Compound 2	0	0%	0%
Turbine 2	0	0%	0%
Compound 3	0	0%	0%
Turbine 3	1	100%	100%
Compound 4	0	0%	0%
Turbine 5	0	0%	0%
Compound 6	0	0%	0%
Turbine 6	2	100%	50%
Turbine 8	5	100%	0%
Turbine 10	1	100%	0%
NA	0	0%	0%
NA	0	0%	0%
NA	0	0%	0%
NA	0	0%	0%

SERVICE LINES		
Material	Percent of system	Year installed
PVC	100%	974-1985
0	0	0
0	0	0
0	0	0
0	0	0

BOOSTER PUMPS		
Horsepower	GPM	Quantity
60	1,000	2
75	1,200	2
15	500	2
0	NA	0

FIRE HYDRANTS	
Type	Quantity
Standard *	135
Other	0

STORAGE TANKS			
Capacity (gallons)	Material	Quantity	Year installed
0	0	0	0
0	0	0	0
0	0	0	0
0	0	0	0
0	0	0	0
0	0	0	0

PRESSURE/BLADDER TANKS			
Capacity (gallons)	Material	Quantity	Year installed
0	0	0	0
0	0	0	0
0	0	0	0
0	0	0	0
0	0	0	0
0	0	0	0

* A standard fire hydrant has two 2.5 inch hose connection nozzles with 7.5 threads per inch, and one 4.5 inch pumper connection nozzle with 4 threads per inch.

Water Utility Plant Description (Continued)
--

For the following three items, list the utility owned assets in each category for each system.

TREATMENT EQUIPMENT:	None - Irrigation water only
STRUCTURES:	Block walls around pump sites and wells. Shed at fire and irrigation pumping station.
OTHER:	Back-up generator at fire and irrigation pumping station. Nissan truck x1; Toyota Tacoma x1

Provide a calculation used to determine the value of one water equivalent residential connection (ERC).

Use one of the following methods:

- (a) If actual flow data are available from the preceding 12 months, divide the total annual single family residence (SFR) gallons sold by the average number of single family residence customers for the same period and divide the result by 365
- (b) If no historical flow data are available, use:
 $ERC = (\text{Total SFR gallons sold (Omit 000)} / 365 \text{ days} / 350 \text{ gallons per day})$

ERC	Not Applicable
Method used:	Other

Customer and Other Information	
Name of the System:	Global Water - Turner Ranches Irrigation, Inc.
ADEQ Public Water System Number:	NA
ADWR PCC Number:	NA

Month	Number of Customers				Other Non-Residential
	Single-Family	Multi-Family	Commercial	Turf/Irrigation	
January	949	0	4	11	0
February	949	0	4	11	0
March	949	0	4	11	0
April	949	0	4	11	0
May	949	0	4	11	0
June	949	0	4	11	0
July	949	0	4	11	0
August	949	0	4	11	0
September	949	0	4	11	0
October	949	0	4	11	0
November	949	0	4	11	0
December	949	0	4	11	0

If the system has fire hydrants, what is the fire flow requirements? GPM for hrs.

Does the system have chlorination treatment?

Does the Company have an ADWR Gallons Per Capita Per Day (GPCPD) requirement?
 If yes, provide the GPCPD amount:

Is the Water Utility located in an ADWR Active Management Area (AMA)?
 If yes, which AMA?

What is the present system connection capacity (in ERCs *) using existing lines?

What is the future system connection capacity (in ERCs *) upon service area buildout?

Describe any plans and estimated completion dates for any enlargements or improvements of this system.

* an ERC is based on the calculation on the bottom of AR9 page 12.

Turner Ranches Water & Sanitation Company
Annual Report
 Utility Shutoffs / Disconnects
 12/31/20

Utility Shutoffs / Disconnects	
Name of the System:	Global Water - Turner Ranches Irrigation, Inc.
ADEQ Public Water System Number:	NA
ADWR PCC Number:	NA

Month	Termination without Notice R14-2-410.B	Termination with Notice R14-2- 410.C	Other
January	0	0	0
February	0	0	0
March	0	0	0
April	0	0	0
May	0	0	0
June	0	0	0
July	0	0	0
August	0	0	0
September	0	0	0
October	0	0	0
November	0	0	0
December	0	0	0
Total	0	0	0

Other (description): 0

Instructions: Fill out the Grey Cells with the relevent information. Input 0 or none if there is nothing recorded in that account or there is no applicable information to report.

Property Taxes	
----------------	--

Amount of actual property taxes paid during Calendar Year 2020 was	
--	--

	\$33,854
--	----------

If no property taxes paid, explain why.

N/A

Instructions: Fill out the Grey Cells with the relevant information. Input 0 or none if there is nothing recorded in that account or there is no applicable information to report.

Verification and Sworn Statement (Taxes)

Verification: State of Arizona I, the undersigned of the
(state name)

County of (county name): Maricopa
Name (owner or official) title: Joanne Ellsworth
Company name: Turner Ranches Water & Sanitation Company

DO SAY THAT THIS ANNUAL UTILITY PROPERTY TAX AND SALES TAX REPORT TO THE ARIZONA CORPORATION COMMISSION.

FOR THE YEAR ENDING: 12/31/20

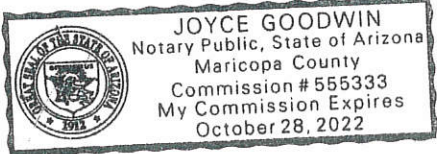
HAS BEEN PREPARED UNDER MY DIRECTION, FROM THE ORIGINAL BOOKS, PAPERS AND RECORDS OF SAID UTILITY; THAT I HAVE CAREFULLY EXAMINED THE SAME, AND DECLARE THE SAME TO BE A COMPLETE AND CORRECT STATEMENT OF BUSINESS AND AFFAIRS OF SAID UTILITY FOR THE PERIOD COVERED BY THIS REPORT IN RESPECT TO EACH AND EVERY MATTER AND THING SET FORTH, TO THE BEST OF MY KNOWLEDGE, INFORMATION AND BELIEF.

Sworn Statement: I HEREBY ATTEST THAT ALL PROPERTY TAXES FOR SAID COMPANY ARE CURRENT AND PAID IN FULL.

I HEREBY ATTEST THAT ALL SALES TAXES FOR SAID COMPANY ARE CURRENT AND PAID IN FULL.

Joanne Ellsworth
signature of owner/official
480-999-5247
telephone no.

SUBSCRIBED AND SWORN TO BEFORE ME A NOTARY PUBLIC
IN AND FOR THE COUNTY MARICOPA
(county name)
THIS 15th DAY OF April, 2021
(month) and (year)
MY COMMISSION EXPIRES October 28, 2022
(date)



[Signature]
(signature of notary public)

Verification and Sworn Statement

Verification:

State of Arizona I, the undersigned of the
(state name)
County of (county name): Maricopa
Name (owner or official) title: Joanne Ellsworth
Company name: Turner Ranches Water & Sanitation Company

DO SAY THAT THIS ANNUAL UTILITY PROPERTY TAX AND SALES TAX REPORT TO THE ARIZONA CORPORATION COMMISSION.

FOR THE YEAR ENDING: 12/31/20

HAS BEEN PREPARED UNDER MY DIRECTION, FROM THE ORIGINAL BOOKS, PAPERS AND RECORDS OF SAID UTILITY; THAT I HAVE CAREFULLY EXAMINED THE SAME, AND DECLARE THE SAME TO BE A COMPLETE AND CORRECT STATEMENT OF BUSINESS AND AFFAIRS OF SAID UTILITY FOR THE PERIOD COVERED BY THIS REPORT IN RESPECT TO EACH AND EVERY MATTER AND THING SET FORTH, TO THE BEST OF MY KNOWLEDGE, INFORMATION AND BELIEF.

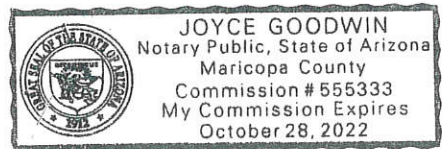
Sworn Statement: IN ACCORDANCE WITH THE REQUIREMENTS OF TITLE 40, ARTICLE 8, SECTION 40-401, ARIZONA REVISED STATUTES, IT IS HEREIN REPORTED THAT THE GROSS OPERATING REVENUE OF SAID UTILITY DERIVED FROM ARIZONA INTRASTATE UTILITY OPERATIONS DURING THE CALENDAR YEAR WAS:

Arizona Intrastate Gross Operating Revenues Only (\$)
\$950,730
(The amount in the box above includes
\$61,274 in sales taxes
billed or collected)

Joanne Ellsworth
signature of owner/official
480-999-5247
telephone no.

SUBSCRIBED AND SWORN TO BEFORE ME A NOTARY PUBLIC
IN AND FOR THE COUNTY MARICOPA
(county name)
THIS 15th DAY OF April, 2021
(month) and (year)

MY COMMISSION EXPIRES October 28, 2022
(date)



[Signature]
(signature of notary public)

Verification and Sworn Statement (Residential Revenue)

Verification:

State of Arizona I, the undersigned of the
(state name)

County of (county name): Maricopa
Name (owner or official) title: Joanne Ellsworth
Company name: Turner Ranches Water & Sanitation Company

DO SAY THAT THIS ANNUAL UTILITY PROPERTY TAX AND SALES TAX REPORT TO THE ARIZONA CORPORATION COMMISSION.

FOR THE YEAR ENDING: 12/31/20

HAS BEEN PREPARED UNDER MY DIRECTION, FROM THE ORIGINAL BOOKS, PAPERS AND RECORDS OF SAID UTILITY; THAT I HAVE CAREFULLY EXAMINED THE SAME, AND DECLARE THE SAME TO BE A COMPLETE AND CORRECT STATEMENT OF BUSINESS AND AFFAIRS OF SAID UTILITY FOR THE PERIOD COVERED BY THIS REPORT IN RESPECT TO EACH AND EVERY MATTER AND THING SET FORTH, TO THE BEST OF MY KNOWLEDGE, INFORMATION AND BELIEF.

Sworn Statement: IN ACCORDANCE WITH THE REQUIREMENTS OF TITLE 40, ARTICLE 8, SECTION 40-401, ARIZONA REVISED STATUTES, IT IS HEREIN REPORTED THAT THE GROSS OPERATING REVENUE OF SAID UTILITY DERIVED FROM ARIZONA INTRASTATE UTILITY OPERATIONS RECEIVED FROM RESIDENTIAL CUSTOMERS DURING THE CALENDAR YEAR WAS:

Arizona Intrastate Gross Operating Revenues Only (\$)

\$0

(The amount in the box above includes
\$0 in sales taxes
billed or collected)

Joanne Ellsworth
signature of owner/official


480-999-5247
telephone no.

SUBSCRIBED AND SWORN TO BEFORE ME A NOTARY PUBLIC
IN AND FOR THE COUNTY MARICOPA

(county name)

THIS 15th DAY OF April, 2021
(month) and (year)

MY COMMISSION EXPIRES October 28, 2022
(date)



[Signature]
(signature of notary public)

Gross-up Sharing Method for Income Tax Statement of Certification

Verification:

State of Arizona I, the undersigned of the
(state name)

County of (county name): Maricopa
Name (owner or official) title: Joanne Ellsworth
Company name: Turner Ranches Water & Sanitation Company

FOR THE YEAR ENDING: 12/31/20

Sworn Statement:

IN ACCORDANCE WITH THE REQUIREMENTS OF DECISION NO. 77084, BECAUSE THE UTILITY REQUIRES THE GROSS UP OF ADVANCES AND CONTRIBUTIONS, I HEREBY STATE THAT THE UTILITY HAS INCURRED OR IS EXPECTED TO INCUR A NET INCREASE IN CURRENT INCOME TAX EXPENSE OR A DECREASE IN DEFERRED TAX ASSET FOR A CARRY FORWARD ACCORDING TO GAAP IN AN AMOUNT EQUAL TO OR GREATER THAN THE AMOUNT OF THE REQUIRED GROSS UP PAID BY DEVELOPERS IN THE PERIOD COVERED BY THIS ANNUAL REPORT.

Joanne Ellsworth
signature of owner/official

480-999-5247
telephone no.

SUBSCRIBED AND SWORN TO BEFORE ME A NOTARY PUBLIC
IN AND FOR THE COUNTY MARICOPA
(county name)

THIS 15th DAY OF April, 2021
(month) and (year)

MY COMMISSION EXPIRES October 28, 2022
(date)

(signature of notary public)

