

ANNUAL REPORT

Of

Company Name: Global Water - Turner Ranches Company, Inc

c/o Global Water Resources, Inc.

Mailing Address: 21410 N 19th Ave., Ste. 220
Phoenix AZ
85027

**RECEIVED
BY EMAIL**

4/15/2022, 9:21 AM

**ARIZONA CORPORATION COMMISSION
UTILITIES DIVISION**

Docket No.: W-01677A

For the Year Ended: 12/31/21

WATER UTILITY

To

Arizona Corporation Commission

Due on April 15th

Email: Util-Compliance@azcc.gov, mail or deliver the completed Annual Report to:

Arizona Corporation Commission
Compliance Section - Utilities Division
1200 West Washington Street
Phoenix, Arizona 85007

Application Type: Original Filing

Application Date: 4/14/2022

ARIZONA CORPORATION COMMISSION
WATER UTILITY ANNUAL REPORT
Global Water - Turner Ranches Company, Inc
A Class Utility

For the Calendar Year Ended: 12/31/21

Primary Address: 21410 N. 19th Avenue, Suite 220
City: Phoenix State: Arizona Zip Code: 85027

Telephone Number: 480-360-7775

Date of Original Organization of Utility: 6/27/1972

Person to whom correspondence should be addressed concerning this report:

Name: Christopher D. Krygier
Telephone No. : 623-377-2603
Address: 21410 N. 19th Avenue, Suite 220
City: Phoenix State: Arizona Zip Code: 85027
Email: christopher.krygier@gwresources.com

Regulatory Contact

Name: Christopher D. Krygier
Telephone No. : 623-377-2603
Address: 21410 N. 19th Avenue, Suite 220
City: Phoenix State: Arizona Zip Code: 85027
Email: christopher.krygier@gwresources.com

On-Site Manager

Name: Jon Corwin
Telephone No. : 520-265-1947
Address: 21410 N. 19th Avenue, Suite 220
City: Phoenix State: Arizona Zip Code: 85027
Email: jon.corwin@gwresources.com

Attorney

Name: Tim Sabo
Telephone No. : 480-999-5215
Address: 21410 N. 19th Avenue, Suite 220
City: Phoenix State: Arizona Zip Code: 85027
Email: tim.sabo@gwresources.com

Statutory Agent

Name: Mike Liebman
Telephone No. : 480-999-5215
Address: 21410 N. 19th Avenue, Suite 220
City: Phoenix State: Arizona Zip Code: 85027
Email: mike.liebman@gwresources.com

Ownership: "C" Corporation

Counties Served: Maricopa

Important changes during the year

No	For those companies not subject to the affiliated interest rules, has there been a change in ownership or direct control during the year?
	If yes, please provide specific details in the box below.
	No change in ownership or direct control.

No	Has the company been notified by any other regulatory authorities during the year, that they are out of compliance?
	If yes, please provide specific details in the box below.
	No notification by any other regulatory authorities during the year that the company is out of compliance.

Utility Plant in Service (Water)							
Account No.	Description	Beginning Year Original Cost	Current Year Additions	Current Year Retirements	Adjusted Original Cost	Accumulated Depreciation	OCLD (OC less AD)
301	Organization	606	-	-	\$606	-	\$606
302	Franchises	771	-	-	771	-	771
303	Land and Land Rights	30,096	-	-	30,096	-	30,096
304	Structures and Improvements	19,017	-	-	19,017	8,703	10,314
305	Collecting & Improving Reservoirs	-	-	-	0	-	0
306	Lake, River, Canal Intakes	-	-	-	0	-	0
307	Wells and Springs	693,674	-	-	693,674	425,246	268,428
308	Infiltration Galleries	-	-	-	0	-	0
309	Supply Mains	-	-	-	0	-	0
310	Power Generation Equipment	71,043	-	-	71,043	23,194	47,849
311	Pumping Equipment	1,425,284	18,827	-	1,444,112	1,199,027	245,085
320	Water Treatment Equipment	439	-	-	439	439	0
320.1	Water Treatment Plants	2,232	-	-	2,232	186	2,046
320.2	Solution Chemical Feeders	-	-	-	0	-	0
320.3	Point-of-Use Treatment Devices	-	-	-	0	-	0
330	Distribution Reservoirs and Standpipes	765,235	-	-	765,235	765,235	0
330.1	Storage Tanks	16,464	-	-	16,464	4,636	11,828
330.2	Pressure Tanks	-	-	-	0	-	0
331	Transmission and Distribution Mains	1,380,437	47,360	-	1,427,797	1,010,876	416,921
333	Services	100,441	-	-	100,441	92,339	8,103
334	Meters and Meter Installations	115,958	4,867	-	120,825	96,586	24,239
335	Hydrants	266,324	-	-	266,324	181,390	84,934
336	Backflow Prevention Devices	-	-	-	0	-	0
339	Other Plant and Misc. Equipment	11,963	209	-	12,172	4,346	7,825
340	Office Furniture and Equipment	3,165	1,058	-	4,223	1,114	3,109
340.1	Computer & Software	35,759	14,388	-	50,147	30,053	20,094
341	Transportation Equipment	33,373	-	-	33,373	32,856	517
342	Stores Equipment	-	-	-	0	-	0
343	Tools, Shop and Garage Equipment	1,307	-	-	1,307	1,307	0
344	Laboratory Equipment	-	-	-	0	-	0
345	Power Operated Equipment	-	-	-	0	-	0
346	Communication Equipment	104	-	-	104	82	22
347	Miscellaneous Equipment	-	-	-	0	-	0
348	Other Tangible Plant	103,374	2,971	-	106,345	25,584	80,761
	Totals	\$5,077,068	\$89,680	\$0	\$5,166,748	\$3,903,200	\$1,263,548

Global Water - Turner Ranches Company, Inc
Annual Report
Depreciation Expense for the Current Year (Water)
12/31/21

Depreciation Expense for the Current Year (Water)									
Account No.	Description	Beginning Year Original Cost	Current Year Additions	Current Year Retirements	Adjusted Original Cost	Fully Depreciated/Non-depreciable Plant	Depreciable Plant	Depreciation Percentages	Depreciation Expense
301	Organization	\$606	\$0	\$0	\$606	\$606	\$0	0.00%	\$0
302	Franchises	771	0	0	771	\$771	0	0.00%	0
303	Land and Land Rights	30,096	0	0	30,096	\$30,096	0	0.00%	0
304	Structures and Improvements	19,017	0	0	19,017	\$0	19,017	3.34%	634
305	Collecting & Improving Reservoirs	0	0	0	0	\$0	0	0.00%	0
306	Lake, River, Canal Intakes	0	0	0	0	\$0	0	0.00%	0
307	Wells and Springs	693,674	0	0	693,674	\$358,794	334,880	3.33%	11,163
308	Infiltration Galleries	0	0	0	0	\$0	0	0.00%	0
309	Supply Mains	0	0	0	0	\$0	0	0.00%	0
310	Power Generation Equipment	71,043	0	0	71,043	\$0	71,043	5.15%	3,662
311	Pumping Equipment	1,425,284	18,827	0	1,444,112	\$734,817	709,295	19.09%	133,627
320	Water Treatment Equipment	439	0	0	439	\$439	0	0.00%	0
320.1	Water Treatment Plants	2,232	0	0	2,232	\$0	2,232	3.33%	74
320.2	Solution Chemical Feeders	0	0	0	0	\$0	0	0.00%	0
320.3	Point-of-Use Treatment Devices	0	0	0	0	\$0	0	0.00%	0
330	Distribution Reservoirs and Standpipes	765,235	0	0	765,235	\$765,235	0	0.00%	0
330.1	Storage Tanks	16,464	0	0	16,464	\$0	16,464	2.45%	403
330.2	Pressure Tanks	0	0	0	0	\$0	0	0.00%	0
331	Transmission and Distribution Mains	1,380,437	47,360	0	1,427,797	\$983,338	444,459	2.00%	8,397
333	Services	100,441	0	0	100,441	\$89,641	10,801	3.33%	360
334	Meters and Meter Installations	115,958	4,867	0	120,825	\$79,638	41,187	9.27%	3,593
335	Hydrants	266,324	0	0	266,324	\$130,483	135,841	1.83%	2,491
336	Backflow Prevention Devices	0	0	0	0	\$0	0	0.00%	0
339	Other Plant and Misc. Equipment	11,963	209	0	12,172	\$0	12,172	6.91%	834
340	Office Furniture and Equipment	3,165	1,058	0	4,223	\$0	4,223	5.18%	191
340.1	Computer & Software	35,759	14,388	0	50,147	\$6,514	43,633	21.76%	7,930
341	Transportation Equipment	33,373	0	0	33,373	\$0	33,373	73.38%	24,487
342	Stores Equipment	0	0	0	0	\$0	0	0.00%	0
343	Tools, Shop and Garage Equipment	1,307	0	0	1,307	\$0	1,307	15.00%	196
344	Laboratory Equipment	0	0	0	0	\$0	0	0.00%	0
345	Power Operated Equipment	0	0	0	0	\$0	0	0.00%	0
346	Communication Equipment	104	0	0	104	\$0	104	5.13%	5
347	Miscellaneous Equipment	0	0	0	0	\$0	0	0.00%	0
348	Other Tangible Plant	103,374	2,971	0	106,345	\$0	106,345	10.00%	10,486
	Subtotal	\$5,077,068	\$89,680	\$0	\$5,166,748	\$3,180,372	\$1,986,377		\$208,536

Contribution(s) in Aid of Construction (Gross) \$0
Less: Non Amortizable Contribution(s) 0
Fully Amortized Contribution(s) 0
Amortizable Contribution(s) \$0
Times: Proposed Amortization Rate 0.00%
Amortization of CIAC \$0

Less: Amortization of CIAC \$0

DEPRECIATION EXPENSE \$208,536

Global Water - Turner Ranches Company, Inc
Annual Report
Balance Sheet Assets
12/31/21

Balance Sheet Assets				
Account No.	Assets		Balance at Beginning of Year (2021)	Balance at End of Year (2021)
	Current and Accrued Assets			
131	Cash		\$ -	\$ -
132	Special Deposits		-	-
133	Other Special Deposits		-	-
134	Working Funds		-	-
135	Temporary Cash Investments		-	-
141	Customer Accounts Receivable		48,969	69,988
142	Other Accounts Receivable		-	-
143	Accumulated Provision for Uncollectable Accounts		(0)	(121)
146	Notes Receivable from Associated Companies		-	-
151	Plant Material and Supplies		-	-
162	Prepayments		0	0
173	Accrued Utility Revenue		-	-
174	Miscellaneous Current and Accrued Assets		-	-
	Total Current and Accrued Assets		\$48,969	\$69,868
	Deferred Debits			
186.1	Deferred Rate Case Expense		\$ -	\$ -
190	Accumulated Deferred Income Taxes		-	-
	Total Deferred Debits		\$0	\$0
	Fixed Assets			
101	Utility Plant in Service*		\$5,077,068	\$5,166,748
103	Property Held for Future Use		-	-
105	Construction Work in Progress		7,502	5,185
108	Accumulated Depreciation (enter as negative)*		(3,694,665)	(3,903,200)
121	Non-Utility Property		-	-
122	Accumulated Depreciation - Non Utility		-	-
	Total Fixed Assets		\$1,389,905	\$1,268,734
	Other Fixed Assets			
114	Utility Plant Acquisition Adjustments		1,548,654	1,548,654
	Total Other Fixed Assets		\$1,548,654	\$1,548,654
	Total Assets		\$2,987,528	\$2,887,255

*Note these items feed automatically from AR3 UPIS Page 4

Global Water - Turner Ranches Company, Inc
Annual Report
Balance Sheet Liabilities and Owners Equity

Balance Sheet Liabilities and Owners Equity				
	Liabilities		Balance at Beginning of Year (2021)	Balance at End of Year (2021)
Account No.	Current Liabilities			
231	Accounts Payable		\$ 12,964	\$ 11,767
232	Notes Payable (Current Portion)		-	-
234	Notes Payable to Associated Companies		-	-
235	Customer Deposits		-	-
236	Accrued Taxes, Income Taxes		20,879	20,384
237	Accrued Interest		-	-
241	Miscellaneous Current and Accrued Liabilities		13,269	85,133
242	Miscellaneous Current and Accrued Liabilities		-	-
	Total Current Liabilities		\$47,112	\$117,283
	Long Term Debt			
224	Long Term Debt (Notes and Bonds)		\$ -	\$ -
	Deferred Credits			
251	Unamortized Premium on Debt		\$ -	\$ -
252	Advances in Aid of Construction		-	-
253	Other Deferred Credits		-	-
255	Accumulated Deferred Investment Tax Credits		-	-
271	Contributions in Aid of Construction		-	-
272	Less: Amortization of Contributions		-	-
281	Accumulated Deferred Income Tax		251,847	357,140
	Total Deferred Credits		\$251,847	\$357,140
	Total Liabilities		\$298,960	\$474,423
	Capital Accounts			
201	Common Stock Issued		\$ -	\$ -
211	Other Paid-In Capital		\$ 2,585,411	\$ 2,344,767
215	Retained Earnings		\$ 103,157	\$ 68,065
218	Proprietary Capital (Sole Props and Partnerships)		-	-
	Total Capital		\$2,688,568	\$2,412,832
	Total Liabilities and Capital		\$2,987,528	\$2,887,255

Note: Total liabilities and Capital must match total assets for the beginning and end of the year!

Global Water - Turner Ranches Company, Inc
Annual Report
Water Comparative Income Statement
12/31/21

Water Comparative Income Statement			
Account No.	Calendar Year	Current Year 01/01/2021 - 12/31/2021	Last Year 01/01/2020 - 12/31/2020
	Operating Revenue		
461	Metered Water Revenue	802,910	888,963
460	Unmetered Water Revenue	-	-
462	Fire Protection Revenue	-	-
469	Guaranteed Revenues (Surcharges)	-	-
471	Miscellaneous Service Revenues	-	-
474	Other Water Revenue	401	493
	Total Revenues	\$803,311	\$889,456
	Operating Expenses		
601	Salaries and Wages	210,587	201,002
604	Employee Pensions and Benefits	24,056	10,963
610	Purchased Water	-	-
615	Purchased Power	234,157	257,418
616	Fuel for Power Production	-	-
618	Chemicals	-	718
620	Materials and Supplies	744	572
620.1	Repairs and Maintenance	4,417	7,157
620.2	Office Supplies and Expense	7,676	6,611
630	Contractual Services	-	-
631	Contractual Services - Engineering	-	-
632	Contractual Services - Accounting	13,769	14,040
633	Contractual Services - Legal	13,139	8,363
634	Contractual Services - Management Fees	-	-
635	Contractual Services - Water Testing	11	-
636	Contractual Services - Other	27,762	29,239
640	Rents	-	-
641	Rental of Building/Real Property	3,673	3,677
642	Rental of Equipment	73	156
650	Transportation Expenses	5,207	6,454
656	Insurance - Vehicles	-	-
657	Insurance - General Liability	11,386	9,820
658	Insurance - Worker's Comp	1,838	1,893
657.1	Insurance - Health and Life	-	-
660	Advertising	339	227
665	Regulatory Commission Expense - Rate	-	-
667	Regulatory Commission Expense - Other	10,204	8,541
670	Bad Debt Expense	(1,167)	132
675	Miscellaneous Expense	24,870	25,721
403	Depreciation Expense (From Schedule AR4)	208,536	138,201
408	Taxes Other Than Income	3,804	4,152
408.11	Property Taxes	34,972	35,639
408.12	Payroll Taxes	14,012	13,219
409	Income Taxes	(16,881)	27,652
427.1	Customer Security Deposit Interest	-	26
	Total Operating Expenses	\$837,183	\$811,591
	Operating Income / (Loss)	(\$33,871)	\$77,866
	Other Income / (Expense)		
414	Gain/Loss on Dispositions	-	-
419	Interest and Dividend Income	-	-
421	Non-Utility Income	-	-
426	Miscellaneous Non-Utility (Expense)	(16)	(36)
427	Interest (Expense)	(1,205)	(2,003)
	Total Other Income / (Expense)	(\$1,220)	(\$2,039)
	Net Income / (Loss)	(\$35,092)	\$75,827

Full time equivalent employees

	Direct Company	Allocated	Outside service	Total
President	0.0	0.0	0.0	0.0
Vice-president	0.0	0.1	0.0	0.1
Manager	0.0	0.0	0.0	0.0
Engineering Staff	0.0	0.2	0.0	0.2
System Operator(s)	0.0	0.9	0.0	0.9
Meter reader	0.0	0.0	0.0	0.0
Customer Service	0.0	0.2	0.0	0.2
Accounting	0.0	0.1	0.0	0.1
Business Office	0.0	0.2	0.0	0.2
Rates Department	0.0	0.0	0.0	0.0
Administrative Staff	0.0	0.3	0.0	0.3
Other	0.0	0.0	0.0	0.0
Total	0.0	2.0	0.0	2.0

Supplemental Financial Data (Long-Term Debt)				
	Loan #1	Loan #2	Loan #3	Loan #4
Date Issued	N/A	N/A	N/A	N/A
Source of Loan	N/A	N/A	N/A	N/A
ACC Decision No.	N/A	N/A	N/A	N/A
Reason for Loan	N/A	N/A	N/A	N/A
Dollar Amt. Issued	N/A	N/A	N/A	N/A
Amount Outstanding	N/A	N/A	N/A	N/A
Date of Maturity	N/A	N/A	N/A	N/A
Interest Rate	N/A	N/A	N/A	N/A
Current Year Interest	N/A	N/A	N/A	N/A
Current Year Principal	N/A	N/A	N/A	N/A

Meter Deposit Balance at Test Year End:	\$0
---	-----

Meter Deposits Refunded During the Test Year:	\$0
---	-----

<i>List all bonds, notes, loans, and other types of indebtedness in which the proceeds were used in the provision of public utility service. Indebtedness incurred for personal uses by the owner of the utility should <u>not</u> be listed. Input 0 or none if there is nothing to report for that cell.</i>
--

Well and Water Usage											
Name of the System:		GLOBAL WATER - TURNER RANCHES IRRIGATION, INC.									
ADEQ Public Water System Number:		0									
ADWR PCC Number:		0									
Well registry 55# (55-XXXXXX):	Pump Horsepower	Pump Yield (gpm)	Casing Depth (feet)	Casing Diameter (inches)	Pump Motor Type **	Year Drilled	Water level 2011	Water level 2021	Meter Size (inches)	How measured:	Active
55-518151	150	550	1,523	16	Turbine	1987	NA	NA	8	Metered	Yes
55-610824	250	980	1,000	18	Turbine	1972	NA	250	10	Metered	Yes
55-621102	300	1,600	800	18	Turbine	1953	NA	258	10	Metered	Yes
55-621103	300	1,050	1,000	16	Turbine	1959	NA	292	10	Metered	Yes
55-621104	250	1,050	1,040	20	Turbine	1949	NA	272	10	Metered	Yes
0	0	0	0	0	0	0	0	0	0	0	0
0	0	0	0	0	0	0	0	0	0	0	0
0	0	0	0	0	0	0	0	0	0	0	0
0	0	0	0	0	0	0	0	0	0	0	0
0	0	0	0	0	0	0	0	0	0	0	0
0	0	0	0	0	0	0	0	0	0	0	0
0	0	0	0	0	0	0	0	0	0	0	0
0	0	0	0	0	0	0	0	0	0	0	0
0	0	0	0	0	0	0	0	0	0	0	0
0	0	0	0	0	0	0	0	0	0	0	0
0	0	0	0	0	0	0	0	0	0	0	0
0	0	0	0	0	0	0	0	0	0	0	0
0	0	0	0	0	0	0	0	0	0	0	0
0	0	0	0	0	0	0	0	0	0	0	0
0	0	0	0	0	0	0	0	0	0	0	0
0	0	0	0	0	0	0	0	0	0	0	0

Name of system water delivered to:	NA
ADWR PCC Number:	#N/A
Source of water delivered to another system	NA
Name of system water received from:	NA
ADWR PCC Number:	#N/A
Source of water received	NA
Well registry 55# (55-XXXXXX):	NA

Month	Water withdrawn (gallons) ¹	Water sold (gallons) ²	Water delivered (sold) to other systems (gallons) ³	Water received (purchased) from other systems (gallons) ⁴	Estimated authorized use (gallons) ⁵	Purchased Power Expense ⁶	Purchased Power (kWh) ⁷
January	25,759,000	20,421,082	0	0	0	\$10,331	102,000
February	31,083,000	43,833,477	0	0	0	\$10,177	80,420
March	43,675,000	71,853,404	0	0	0	\$13,285	116,480
April	67,107,000	58,249,125	0	0	0	\$17,725	189,300
May	98,256,000	53,833,844	0	0	0	\$28,929	250,060
June	100,000,000	69,621,325	0	0	0	\$28,746	260,920
July	65,996,000	94,516,341	0	0	0	\$34,244	286,800
August	52,269,000	97,442,483	0	0	0	\$19,050	110,640
September	56,127,000	68,275,560	0	0	0	\$21,045	196,120
October	71,047,000	46,902,993	0	0	0	\$24,917	220,340
November	41,544,000	30,988,430	0	0	0	\$14,236	147,180
December	21,799,000	24,298,709	0	0	0	\$11,767	91,960
Totals	674,662,000.00	680,236,772.10	0.00	0.00	0.00	\$234,452	2,052,220

If applicable, in the space below please provide a description for all un-metered water use along with amounts:
 NA

1 Water withdrawn - Total gallons of water withdrawn from pumped sources.
 2 Water sold - Total gallons from customer meters, and other sales such as construction water.
 3 Water delivered (sold) to other systems - Total gallons of water delivered to other systems.
 4 Water received (purchased) from other systems - Total gallons of water purchased/received from other systems.
 5 Estimated authorized use - Total estimated gallons from authorized metered or unmetered use. Authorized uses such as flushing (mains, services and hydrants) draining/cleaning tanks, process, construction, fire fighting, etc. Non-authorized use (real losses) are service line breaks and leaks, water main breaks, meter inaccuracies and theft.
 6 Enter the total purchased power costs for the power meters associated with this system.
 7 Enter the total purchased kWh used by the power meters associated with this system.

Water Utility Plant Description	
Name of the System:	GLOBAL WATER - TURNER RANCHES IRRIGATION, INC.
ADEQ Public Water System Number:	0
ADWR PCC Number:	0

MAINS		
Sizes (inches)	Material	Length (feet)
Unknown	ACP	110
2.00	Unknown	8
4.00	ACP	633
6.00	ACP	9,800
6.00	Steel	49
8.00	ACP	42,900
10.00	ACP	13,100
12.00	ACP	47
12.00	Steel	44
16.00	ACP	62
20.00	ACP	138
NA	NA	0
NA	NA	0
NA	NA	0

CUSTOMER METERS			
Size (inches)	Quantity	Percent over 1,00,000 gallons	Percent over 10 years old
1 1/2	1	100%	100%
2	1	100%	100%
3	1	100%	100%
6	2	100%	50%
8	5	100%	0%
10	1	100%	0%
NA	0	0%	0%
NA	0	0%	0%
NA	0	0%	0%
NA	0	0%	0%
NA	0	0%	0%
NA	0	0%	0%
NA	0	0%	0%
NA	0	0%	0%
NA	0	0%	0%
NA	0	0%	0%
NA	0	0%	0%
NA	0	0%	0%
NA	0	0%	0%
NA	0	0%	0%

SERVICE LINES			
Material	Percent of system	Year installed	
NA	67%	974-1985	
PEX	31%	974-1985	
PVC	2%	974-1985	
NA	0%	0	
NA	0%	0	

BOOSTER PUMPS		
Horsepower	GPM	Quantity
60	1,000	2
75	1,200	2
15	500	2
0	0	0

FIRE HYDRANTS	
Type	Quantity
Standard *	135
Other	0

STORAGE TANKS			
Capacity (gallons)	Material	Quantity	Year installed
0	0	0	0
0	0	0	0
0	0	0	0
0	0	0	0
0	0	0	0
0	0	0	0
0	0	0	0

PRESSURE/BLADDER TANKS			
Capacity (gallons)	Material	Quantity	Year installed
0	0	0	0
0	0	0	0
0	0	0	0
0	0	0	0
0	0	0	0
0	0	0	0
0	0	0	0

* A standard fire hydrant has two 2.5 inch hose connection nozzles with 7.5 threads per inch, and one 4.5 inch pumper connection nozzle with 4 threads per inch.

Water Utility Plant Description (Continued)
--

For the following three items, list the utility owned assets in each category for each system.

TREATMENT EQUIPMENT:	None - Irrigation Water Only
-----------------------------	------------------------------

STRUCTURES:	Block Walls Around pump site and wells. Shed at Fire and Irrigation Pumping Station
--------------------	---

OTHER:	Back up Generator at Fire and Irrigation Pumping Station
---------------	--

Provide a calculation used to determine the value of one water equivalent residential connection (ERC).

Use one of the following methods:

- (a) If actual flow data are available from the preceding 12 months, divide the total annual single family residence (SFR) gallons sold by the average number of single family residence customers for the same period and divide the result by 365
- (b) If no historical flow data are available, use:
 $ERC = (\text{Total SFR gallons sold (Omit 000)} / 365 \text{ days} / 350 \text{ gallons per day})$

ERC	Not Applicable
Method used:	Other

Customer and Other Information	
Name of the System:	GLOBAL WATER - TURNER RANCHES IRRIGATION, INC.
ADEQ Public Water System Number:	0
ADWR PCC Number:	0

Month	Number of Customers				
	Single-Family	Multi-Family	Commercial	Turf/Irrigation	Other Non-Residential
January	949	0	4	11	0
February	949	0	4	11	0
March	949	0	4	11	0
April	949	0	4	11	0
May	949	0	4	11	0
June	949	0	4	11	0
July	949	0	4	11	0
August	949	0	4	11	0
September	949	0	4	11	0
October	949	0	4	11	0
November	949	0	4	11	0
December	949	0	4	11	0

If the system has fire hydrants, what is the fire flow requirements? GPM for hrs.

Does the system have chlorination treatment?

Does the Company have an ADWR Gallons Per Capita Per Day (GCPCPD) requirement?
 If yes, provide the GCPCPD amount:

Is the Water Utility located in an ADWR Active Management Area (AMA)?
 If yes, which AMA?

What is the present system connection capacity (in ERCs *) using existing lines?

What is the future system connection capacity (in ERCs *) upon service area buildout?

Describe any plans and estimated completion dates for any enlargements or improvements of this system.

* an ERC is based on the calculation on the bottom of AR9 page 12.

Global Water - Turner Ranches Company, Inc
 Annual Report
 Utility Shutoffs / Disconnects
 12/31/21

Utility Shutoffs / Disconnects	
Name of the System:	GLOBAL WATER - TURNER RANCHES IRRIGATION, INC.
ADEQ Public Water System Number:	0
ADWR PCC Number:	0

Month	Termination without Notice R14-2-410.B	Termination with Notice R14-2-410.C	Other
January	0	0	0
February	0	0	0
March	0	0	0
April	0	0	0
May	0	0	0
June	0	0	0
July	0	0	0
August	0	0	0
September	0	0	0
October	0	0	0
November	0	0	0
December	0	0	0
Total	0	0	0

Other (description):

NA

Instructions: Fill out the Grey Cells with the relevent information. Input 0 or none if there is nothing recorded in that account or there is no applicable information to report.

Global Water - Turner Ranches Company, Inc
Annual Report
Property Taxes
12/31/21

Property Taxes	
Amount of actual property taxes paid during Calendar Year 2021 was	\$35,306

If no property taxes paid, explain why.
None

Instructions: Fill out the Grey Cells with the relevant information. Input 0 or none if there is nothing recorded in that account or there is no applicable information to report.

Verification and Sworn Statement (Taxes)

Verification: State of Arizona I, the undersigned of the
(state name)

County of (county name): Maricopa
Name (owner or official) title: Christopher D. Krygier
Company name: Global Water - Turner Ranches Company, Inc

DO SAY THAT THIS ANNUAL UTILITY PROPERTY TAX AND SALES TAX REPORT TO THE ARIZONA CORPORATION COMMISSION.

FOR THE YEAR ENDING: 12/31/21

HAS BEEN PREPARED UNDER MY DIRECTION, FROM THE ORIGINAL BOOKS, PAPERS AND RECORDS OF SAID UTILITY; THAT I HAVE CAREFULLY EXAMINED THE SAME, AND DECLARE THE SAME TO BE A COMPLETE AND CORRECT STATEMENT OF BUSINESS AND AFFAIRS OF SAID UTILITY FOR THE PERIOD COVERED BY THIS REPORT IN RESPECT TO EACH AND EVERY MATTER AND THING SET FORTH, TO THE BEST OF MY KNOWLEDGE, INFORMATION AND BELIEF.

Sworn Statement: I HEREBY ATTEST THAT ALL PROPERTY TAXES FOR SAID COMPANY ARE CURRENT AND PAID IN FULL.

I HEREBY ATTEST THAT ALL SALES TAXES FOR SAID COMPANY ARE CURRENT AND PAID IN FULL.

Christopher D. Krygier 4/14/2022

signature of owner/official

623-377-2603

telephone no.

SUBSCRIBED AND SWORN TO BEFORE ME A NOTARY PUBLIC
IN AND FOR THE COUNTY

THIS

13/4th

DAY OF


Maricopa
(county name)

April 2022
(month) and (year)

MY COMMISSION EXPIRES

4/28/25
(date)

Tina Carolyn Caron Thomas
(signature of notary public)



Verification and Sworn Statement

Verification:

State of Arizona I, the undersigned of the
(state name)
County of (county name): Maricopa
Name (owner or official) title: Christopher D. Krygier
Company name: Global Water - Turner Ranches Company, Inc

DO SAY THAT THIS ANNUAL UTILITY PROPERTY TAX AND SALES TAX REPORT TO THE ARIZONA CORPORATION COMMISSION.

FOR THE YEAR ENDING: 12/31/21

HAS BEEN PREPARED UNDER MY DIRECTION, FROM THE ORIGINAL BOOKS, PAPERS AND RECORDS OF SAID UTILITY; THAT I HAVE CAREFULLY EXAMINED THE SAME, AND DECLARE THE SAME TO BE A COMPLETE AND CORRECT STATEMENT OF BUSINESS AND AFFAIRS OF SAID UTILITY FOR THE PERIOD COVERED BY THIS REPORT IN RESPECT TO EACH AND EVERY MATTER AND THING SET FORTH, TO THE BEST OF MY KNOWLEDGE, INFORMATION AND BELIEF.

Sworn Statement: IN ACCORDANCE WITH THE REQUIREMENTS OF TITLE 40, ARTICLE 8, SECTION 40-401, ARIZONA REVISED STATUTES, IT IS HEREIN REPORTED THAT THE GROSS OPERATING REVENUE OF SAID UTILITY DERIVED FROM ARIZONA INTRASTATE UTILITY OPERATIONS DURING THE CALENDAR YEAR WAS:

Arizona Intrastate Gross Operating Revenues Only (\$)

\$858,593

(The amount in the box above includes

\$55,282 in sales taxes
billed or collected)

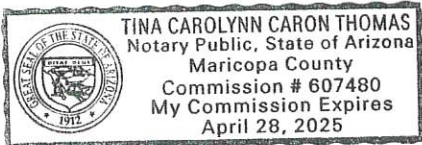
Christopher D. Krygier 4/14/2022
signature of owner/official

623-377-2603
telephone no.

SUBSCRIBED AND SWORN TO BEFORE ME A NOTARY PUBLIC
IN AND FOR THE COUNTY

THIS 14th DAY OF April 2022
(month) and (year)

MY COMMISSION EXPIRES 4/28/25
(date)



Tina Carolyn Caron Thomas
(signature of notary public)

Verification and Sworn Statement (Residential Revenue)

Verification:

State of Arizona I, the undersigned of the
(state name)

County of (county name): Maricopa
Name (owner or official) title: Christopher D. Krygier
Company name: Global Water - Turner Ranches Company, Inc

DO SAY THAT THIS ANNUAL UTILITY PROPERTY TAX AND SALES TAX REPORT TO THE ARIZONA CORPORATION COMMISSION.

FOR THE YEAR ENDING: 12/31/21

HAS BEEN PREPARED UNDER MY DIRECTION, FROM THE ORIGINAL BOOKS, PAPERS AND RECORDS OF SAID UTILITY; THAT I HAVE CAREFULLY EXAMINED THE SAME, AND DECLARE THE SAME TO BE A COMPLETE AND CORRECT STATEMENT OF BUSINESS AND AFFAIRS OF SAID UTILITY FOR THE PERIOD COVERED BY THIS REPORT IN RESPECT TO EACH AND EVERY MATTER AND THING SET FORTH, TO THE BEST OF MY KNOWLEDGE, INFORMATION AND BELIEF.

Sworn Statement: IN ACCORDANCE WITH THE REQUIREMENTS OF TITLE 40, ARTICLE 8, SECTION 40-401, ARIZONA REVISED STATUTES, IT IS HEREIN REPORTED THAT THE GROSS OPERATING REVENUE OF SAID UTILITY DERIVED FROM ARIZONA INTRASTATE UTILITY OPERATIONS RECEIVED FROM RESIDENTIAL CUSTOMERS DURING THE CALENDAR YEAR WAS:


Arizona Intrastate Gross Operating Revenues Only (\$)
\$0
(The amount in the box above includes
\$0 in sales taxes
billed or collected)

Christopher D. Krygier 4/14/2022
signature of owner/official
623-377-2603
telephone no.

SUBSCRIBED AND SWORN TO BEFORE ME A NOTARY PUBLIC
IN AND FOR THE COUNTY Maricopa
(county name)

THIS 14th DAY OF April 2022
(month) and (year)

MY COMMISSION EXPIRES 4/28/25
(date)



Tina Carolyn Caron Thomas
(signature of notary public)

Global Water - Turner Ranches Company, Inc
Annual Report
Gross-up Sharing Method for Income Tax Statement of Certification
12/31/21

Gross-up Sharing Method for Income Tax Statement of Certification

Verification:

State of Arizona I, the undersigned of the
(state name)

County of (county name): Maricopa
Name (owner or official) title: Christopher D. Krygier
Company name: Global Water - Turner Ranches Company, Inc

FOR THE YEAR ENDING: 12/31/21

Sworn Statement:

IN ACCORDANCE WITH THE REQUIREMENTS OF DECISION NO. 77084, BECAUSE THE UTILITY REQUIRES THE GROSS UP OF ADVANCES AND CONTRIBUTIONS, I HEREBY STATE THAT THE UTILITY HAS NOT INCURRED NOR IS EXPECTED TO INCUR A NET INCREASE IN CURRENT INCOME TAX EXPENSE OR A DECREASE IN DEFERRED TAX ASSET FOR A CARRY FORWARD ACCORDING TO GAAP IN AN AMOUNT EQUAL TO OR GREATER THAN THE AMOUNT OF THE REQUIRED GROSS UP PAID BY DEVELOPERS IN THE PERIOD COVERED BY THIS ANNUAL REPORT.

Christopher D. Krygier 4/11/2022

signature of owner/official

623-377-2603

telephone no.

SUBSCRIBED AND SWORN TO BEFORE ME A NOTARY PUBLIC
IN AND FOR THE COUNTY

Maricopa
(county name)

THIS

12/31/21

DAY OF

April 2022
(month) and (year)

MY COMMISSION EXPIRES

4/28/25
(date)

Tina Carolyn Caron Thomas
(signature of notary public)

