

ANNUAL REPORT

Of

Company Name:
c/o Global Water Resources, Inc.
Mailing Address: 21410 N 19th Ave., Ste. 220
Phoenix AZ
85027
Docket No.: W-01677A
For the Year Ended:

WATER UTILITY

To

Arizona Corporation Commission

Due on April 15th

Email: Util-Compliance@azcc.gov, mail or deliver the completed Annual Report to:
Arizona Corporation Commission
Compliance Section - Utilities Division
1200 West Washington Street
Phoenix, Arizona 85007

Application Type:
Application Date:

ARIZONA CORPORATION COMMISSION
WATER UTILITY ANNUAL REPORT
Global Water - Turner Ranches Irrigation, Inc.
A Class Utility

For the Calendar Year Ended: 12/31/22

Primary Address:
City: State: Zip Code:

Telephone Number:

Date of Original Organization of Utility:

Person to whom correspondence should be addressed concerning this report:

Name:
Telephone No. :
Address:
City: State: Zip Code:
Email:

Regulatory Contact

Name:
Telephone No. :
Address:
City: State: Zip Code:
Email:

On-Site Manager

Name:
Telephone No. :
Address:
City: State: Zip Code:
Email:

Attorney

Name:
Telephone No. :
Address:
City: State: Zip Code:
Email:

Statutory Agent

Name:
Telephone No. :
Address:
City: State: Zip Code:
Email:

Ownership:

Counties Served:

Important changes during the year
--

No	For those companies not subject to the affiliated interest rules, has there been a change in ownership or direct control during the year?
	If yes, please provide specific details in the box below.
	No change in ownership or direct control.

No	Has the company been notified by any other regulatory authorities during the year, that they are out of compliance?
	If yes, please provide specific details in the box below.
	No notification by any other regulatory authorities during the year that the company is out of compliance.

Utility Plant in Service (Water)							
Account No.	Description	Beginning Year Original Cost	Current Year Additions	Current Year Retirements	Adjusted Original Cost	Accumulated Depreciation	OCLD (OC less AD)
301	Organization	\$606	\$0	\$0	\$606	\$0	\$606
302	Franchises	771	0	0	771	0	771
303	Land and Land Rights	30,096	0	0	30,096	0	30,096
304	Structures and Improvements	19,017	0	0	19,017	9,338	9,679
305	Collecting & Improving Reservoirs	0	0	0	0	0	0
306	Lake, River, Canal Intakes	0	0	0	0	0	0
307	Wells and Springs	693,674	21,186	0	714,860	436,762	278,098
308	Infiltration Galleries	0	0	0	0	0	0
309	Supply Mains	0	0	0	0	0	0
310	Power Generation Equipment	71,043	0	0	71,043	27,022	44,021
311	Pumping Equipment	1,444,112	0	0	1,444,112	1,258,299	185,813
320	Water Treatment Equipment	439	0	0	439	439	0
320.1	Water Treatment Plants	2,232	0	0	2,232	260	1,971
320.2	Solution Chemical Feeders	0	0	0	0	0	0
320.3	Point-of-Use Treatment Devices	0	0	0	0	0	0
330	Distribution Reservoirs and Standpipes	765,235	0	0	765,235	765,235	0
330.1	Storage Tanks	16,464	0	0	16,464	5,027	11,437
330.2	Pressure Tanks	0	0	0	0	0	0
331	Transmission and Distribution Mains	1,427,797	0	0	1,427,797	1,019,719	408,077
333	Services	100,441	0	0	100,441	92,699	7,742
334	Meters and Meter Installations	120,825	0	0	120,825	101,039	19,785
335	Hydrants	266,324	0	0	266,324	183,552	82,772
336	Backflow Prevention Devices	0	0	0	0	0	0
339	Other Plant and Misc. Equipment	12,172	0	0	12,172	5,236	6,936
340	Office Furniture and Equipment	4,223	2,400	0	6,624	1,407	5,217
340.1	Computer & Software	50,147	4,913	0	55,060	40,260	14,800
341	Transportation Equipment	33,373	0	0	33,373	33,058	314
342	Stores Equipment	0	0	0	0	0	0
343	Tools, Shop and Garage Equipment	1,307	0	0	1,307	1,307	0
344	Laboratory Equipment	0	0	0	0	0	0
345	Power Operated Equipment	0	0	0	0	0	0
346	Communication Equipment	104	0	0	104	87	17
347	Miscellaneous Equipment	0	0	0	0	0	0
348	Other Tangible Plant	106,345	0	0	106,345	36,219	70,126
	Totals	\$5,166,748	\$28,499	\$0	\$5,195,248	\$4,016,968	\$1,178,280

Global Water - Turner Ranches Irrigation, Inc.
Annual Report
Depreciation Expense for the Current Year (Water)
12/31/22

Depreciation Expense for the Current Year (Water)									
Account No.	Description	Beginning Year Original Cost	Current Year Additions	Current Year Retirements	Adjusted Original Cost	Fully Depreciated/Non-depreciable Plant	Depreciable Plant	Depreciation Percentages	Depreciation Expense
301	Organization	\$606	\$0	\$0	\$606	\$606	\$0	0.00%	\$0
302	Franchises	771	0	0	771	771	0	0.00%	0
303	Land and Land Rights	30,096	0	0	30,096	30,096	0	0.00%	0
304	Structures and Improvements	19,017	0	0	19,017	0	19,017	3.33%	635
305	Collecting & Improving Reservoirs	0	0	0	0	0	0	0.00%	0
306	Lake, River, Canal Intakes	0	0	0	0	0	0	0.00%	0
307	Wells and Springs	693,674	21,186	0	714,860	358,794	356,066	3.33%	11,516
308	Infiltration Galleries	0	0	0	0	0	0	0.00%	0
309	Supply Mains	0	0	0	0	0	0	0.00%	0
310	Power Generation Equipment	71,043	0	0	71,043	0	71,043	5.00%	3,828
311	Pumping Equipment	1,444,112	0	0	1,444,112	1,014,076	430,036	12.50%	59,272
320	Water Treatment Equipment	439	0	0	439	439	0	0.00%	0
320.1	Water Treatment Plants	2,232	0	0	2,232	0	2,232	3.33%	74
320.2	Solution Chemical Feeders	0	0	0	0	0	0	0.00%	0
320.3	Point-of-Use Treatment Devices	0	0	0	0	0	0	0.00%	0
330	Distribution Reservoirs and Standpipes	765,235	0	0	765,235	765,235	0	0.00%	0
330.1	Storage Tanks	16,464	0	0	16,464	0	16,464	2.22%	391
330.2	Pressure Tanks	0	0	0	0	0	0	0.00%	0
331	Transmission and Distribution Mains	1,427,797	0	0	1,427,797	983,338	444,459	2.00%	8,843
333	Services	100,441	0	0	100,441	89,641	10,801	3.33%	360
334	Meters and Meter Installations	120,825	0	0	120,825	80,254	40,571	8.33%	4,454
335	Hydrants	266,324	0	0	266,324	130,483	135,841	2.00%	2,163
336	Backflow Prevention Devices	0	0	0	0	0	0	0.00%	0
339	Other Plant and Misc. Equipment	12,172	0	0	12,172	0	12,172	6.67%	890
340	Office Furniture and Equipment	4,223	2,400	0	6,624	0	6,624	6.67%	292
340.1	Computer & Software	50,147	4,913	0	55,060	6,514	48,546	20.00%	10,207
341	Transportation Equipment	33,373	0	0	33,373	32,146	1,227	20.00%	203
342	Stores Equipment	0	0	0	0	0	0	0.00%	0
343	Tools, Shop and Garage Equipment	1,307	0	0	1,307	1,307	0	0.00%	0
344	Laboratory Equipment	0	0	0	0	0	0	0.00%	0
345	Power Operated Equipment	0	0	0	0	0	0	0.00%	0
346	Communication Equipment	104	0	0	104	0	104	4.80%	5
347	Miscellaneous Equipment	0	0	0	0	0	0	0.00%	0
348	Other Tangible Plant	106,345	0	0	106,345	0	106,345	10.00%	10,635
	Subtotal	\$5,166,748	\$28,499	\$0	\$5,195,248	\$3,493,700	\$1,701,548		\$113,768

Contribution(s) in Aid of Construction (Gross)	\$0
Less: Non Amortizable Contribution(s)	0
Fully Amortized Contribution(s)	0
Amortizable Contribution(s)	\$0
Times: Proposed Amortization Rate	6.69%
Amortization of CIAC	\$0

Less: Amortization of CIAC \$0

DEPRECIATION EXPENSE **\$113,768**

Global Water - Turner Ranches Irrigation, Inc.
Annual Report
Balance Sheet Assets
12/31/22

Balance Sheet Assets				
	Assets		Balance at Beginning of Year (2022)	Balance at End of Year (2022)
Account No.	Current and Accrued Assets			
131	Cash		\$0	\$0
132	Special Deposits		0	0
133	Other Special Deposits		0	0
134	Working Funds		0	0
135	Temporary Cash Investments		0	0
141	Customer Accounts Receivable		69,988	47,060
142	Other Accounts Receivable		0	0
143	Accumulated Provision for Uncollectable Accounts		(121)	(2)
146	Notes Receivable from Associated Companies		0	0
151	Plant Material and Supplies		0	0
162	Prepayments		0	0
173	Accrued Utility Revenue		0	0
174	Miscellaneous Current and Accrued Assets		0	0
	Total Current and Accrued Assets		\$69,868	\$47,058
	Deferred Debits			
186.1	Deferred Rate Case Expense		\$0	8,751
186.3	Regulatory Assets		\$0	184,977
190	Accumulated Deferred Income Taxes		0	0
	Total Deferred Debits		\$0	\$193,728
Account No.	Fixed Assets			
101	Utility Plant in Service*		\$5,166,748	\$5,195,248
103	Property Held for Future Use		0	0
105	Construction Work in Progress		5,185	134,889
108	Accumulated Depreciation (enter as negative)*		(3,903,200)	(4,016,968)
121	Non-Utility Property		0	0
122	Accumulated Depreciation - Non Utility		0	0
	Total Fixed Assets		\$1,268,734	\$1,313,168
	Other Fixed Assets			
114	Utility Plant Acquisition Adjustments		\$1,548,654	\$1,360,542
	Total Other Fixed Assets		\$1,548,654	\$1,360,542
	Total Assets		\$2,887,255	\$2,914,496

*Note these items feed automatically from AR3 UPIS Page 4

Global Water - Turner Ranches Irrigation, Inc.
Annual Report
Balance Sheet Liabilities and Owners Equity

Balance Sheet Liabilities and Owners Equity				
	Liabilities		Balance at Beginning of Year (2022)	Balance at End of Year (2022)
Account No.	Current Liabilities			
231	Accounts Payable		\$11,767	\$16,318
232	Notes Payable (Current Portion)		0	0
234	Notes Payable to Associated Companies		0	0
235	Customer Deposits		0	0
236	Accrued Taxes, Income Taxes		20,384	2,407
237	Accrued Interest		0	0
241	Miscellaneous Current and Accrued Liabilities		85,133	13,997
242	Miscellaneous Current and Accrued Liabilities		0	0
	Total Current Liabilities		\$117,283	\$32,722
	Long Term Debt			
224	Long Term Debt (Notes and Bonds)		\$0	\$0
	Deferred Credits			
251	Unamortized Premium on Debt		\$0	\$0
252	Advances in Aid of Construction		0	0
253	Other Deferred Credits		0	0
253.1	Regulatory Liabilities		0	0
255	Accumulated Deferred Investment Tax Credits		0	0
271	Contributions in Aid of Construction		0	0
272	Less: Amortization of Contributions		0	0
281	Accumulated Deferred Income Tax		357,140	86,437
	Total Deferred Credits		\$357,140	\$86,437
	Total Liabilities		\$474,423	\$119,159
	Capital Accounts			
201	Common Stock Issued		\$0	\$0
211	Other Paid-In Capital		2,344,767	2,629,196
215	Retained Earnings		68,065	166,141
218	Proprietary Capital (Sole Props and Partnerships)		0	0
	Total Capital		\$2,412,832	\$2,795,337
	Total Liabilities and Capital		\$2,887,255	\$2,914,496

Note: Total liabilities and Capital must match total assets for the beginning and end of the year!

Global Water - Turner Ranches Irrigation, Inc.
Annual Report
Water Comparative Income Statement
12/31/22

Water Comparative Income Statement			
Account No.	Calendar Year	Current Year 01/01/2022 - 12/31/2022	Last Year 01/01/2021 - 12/31/2021
	Operating Revenue		
461	Metered Water Revenue	\$885,938	\$802,910
460	Unmetered Water Revenue	0	0
462	Fire Protection Revenue	0	0
469	Guaranteed Revenues (Surcharges)	0	0
471	Miscellaneous Service Revenues	0	0
474	Other Water Revenue	146	401
	Total Revenues	\$886,084	\$803,311
	Operating Expenses		
601	Salaries and Wages	\$192,865	\$210,587
604	Employee Pensions and Benefits	15,210	24,056
610	Purchased Water	0	0
615	Purchased Power	240,306	234,157
616	Fuel for Power Production	0	0
618	Chemicals	0	0
620	Materials and Supplies	808	744
620.1	Repairs and Maintenance	10,664	4,417
620.2	Office Supplies and Expense	10,458	7,676
630	Contractual Services	0	0
631	Contractual Services - Engineering	0	0
632	Contractual Services - Accounting	12,417	13,769
633	Contractual Services - Legal	3,243	13,139
634	Contractual Services - Management Fees	0	0
635	Contractual Services - Water Testing	148	11
636	Contractual Services - Other	36,100	27,762
640	Rents	0	0
641	Rental of Building/Real Property	5,311	3,673
642	Rental of Equipment	277	73
650	Transportation Expenses	18,998	5,207
656	Insurance - Vehicles	0	0
657	Insurance - General Liability	11,244	11,386
658	Insurance - Worker's Comp	1,641	1,838
657.1	Insurance - Health and Life	0	0
660	Advertising	239	339
665	Regulatory Commission Expense - Rate	0	0
667	Regulatory Commission Expense - Other	4,382	10,204
670	Bad Debt Expense	(119)	(1,167)
675	Miscellaneous Expense	23,237	24,870
403	Depreciation Expense (From Schedule AR4)	113,768	208,536
408	Taxes Other Than Income	3,562	3,804
408.11	Property Taxes	31,182	34,972
408.12	Payroll Taxes	14,931	14,012
409	Income Taxes	38,422	(16,881)
427.1	Customer Security Deposit Interest	0	0
	Total Operating Expenses	\$789,293	\$837,183
	Operating Income / (Loss)	\$96,791	(\$33,871)
	Other Income / (Expense)		
414	Gain/Loss on Dispositions	\$0	\$0
419	Interest and Dividend Income	0	0
421	Non-Utility Income	0	0
426	Miscellaneous Non-Utility (Expense)	(159)	(16)
427	Interest (Expense)	1,445	(1,205)
	Total Other Income / (Expense)	\$1,286	(\$1,220)
	Net Income / (Loss)	\$98,076	(\$35,092)

Global Water - Turner Ranches Irrigation, Inc.
 Annual Report
 Full time equivalent employees
 12/31/22

Full time equivalent employees

	Direct Company	Allocated	Outside service	Total
President	0.0	0.0	0.0	0.0
Vice-president	0.0	0.1	0.0	0.1
Manager	0.0	0.0	0.0	0.0
Engineering Staff	0.0	0.2	0.0	0.2
System Operator(s)	0.0	1.4	0.0	1.4
Meter reader	0.0	0.0	0.0	0.0
Customer Service	0.0	0.1	0.0	0.1
Accounting	0.0	0.2	0.0	0.2
Business Office	0.0	0.1	0.0	0.1
Rates Department	0.0	0.0	0.0	0.0
Administrative Staff	0.0	0.3	0.0	0.3
Other	0.0	0.0	0.0	0.0
Total	0.0	2.4	0.0	2.4

Supplemental Financial Data (Long-Term Debt)				
	Loan #1	Loan #2	Loan #3	Loan #4
Date Issued	N/A	N/A	N/A	N/A
Source of Loan	N/A	N/A	N/A	N/A
ACC Decision No.	N/A	N/A	N/A	N/A
Reason for Loan	N/A	N/A	N/A	N/A
Dollar Amt. Issued	N/A	N/A	N/A	N/A
Amount Outstanding	N/A	N/A	N/A	N/A
Date of Maturity	N/A	N/A	N/A	N/A
Interest Rate	N/A	N/A	N/A	N/A
Current Year Interest	N/A	N/A	N/A	N/A
Current Year Principal	N/A	N/A	N/A	N/A

Meter Deposit Balance at Test Year End:	\$0
---	-----

Meter Deposits Refunded During the Test Year:	\$0
---	-----

List all bonds, notes, loans, and other types of indebtedness in which the proceeds were used in the provision of public utility service. Indebtedness incurred for personal uses by the owner of the utility should not be listed. Input 0 or none if there is nothing to report for that cell.

Well and Water Usage											
Name of the System:		Global Water - Turner Ranches Irrigation, Inc.									
ADEQ Public Water System Number:		0									
ADWR PCC Number:		0									
Well registry 55# (55-XXXXXX):	Pump Horsepower	Pump Yield (gpm)	Casing Depth (feet)	Casing Diameter (inches)	Pump Motor Type **	Year Drilled	Water level 2012	Water level 2022	Meter Size (inches)	How measured:	Active
55-518151	150	550	1,523	16	Turbine	1987	NA	NA	8	Metered	Yes
55-610824	250	980	1,000	18	Turbine	1972	NA	254	10	Metered	Yes
55-621102	300	1,600	800	18	Turbine	1953	NA	259	10	Metered	Yes
55-621103	300	1,050	1,000	16	Turbine	1959	NA	288	10	Metered	Yes
55-621104	250	1,050	1,040	20	Turbine	1949	NA	267	10	Metered	Yes
0	0	0	0	0	0	0	0	0	0	0	0
0	0	0	0	0	0	0	0	0	0	0	0
0	0	0	0	0	0	0	0	0	0	0	0
0	0	0	0	0	0	0	0	0	0	0	0
0	0	0	0	0	0	0	0	0	0	0	0
0	0	0	0	0	0	0	0	0	0	0	0
0	0	0	0	0	0	0	0	0	0	0	0
0	0	0	0	0	0	0	0	0	0	0	0
0	0	0	0	0	0	0	0	0	0	0	0
0	0	0	0	0	0	0	0	0	0	0	0
0	0	0	0	0	0	0	0	0	0	0	0
0	0	0	0	0	0	0	0	0	0	0	0
0	0	0	0	0	0	0	0	0	0	0	0
0	0	0	0	0	0	0	0	0	0	0	0
0	0	0	0	0	0	0	0	0	0	0	0
0	0	0	0	0	0	0	0	0	0	0	0

Name of system water delivered to:	NA	
ADWR PCC Number:	#N/A	
Source of water delivered to another system	NA	
Name of system water received from:	NA	
ADWR PCC Number:	#N/A	
Source of water received	NA	
Well registry 55# (55-XXXXXX):	NA	

Month	Water withdrawn (gallons) ¹	Water sold (gallons) ²	Water delivered (sold) to other systems (gallons) ³	Water received (purchased) from other systems (gallons) ⁴	Estimated authorized use (gallons) ⁵	Purchased Power Expense ⁶	Purchased Power (kWh) ⁷
January	12,062,000.00	12,583,335.00	0.00	0.00	0.00	\$6,150	45,820
February	27,171,000.00	25,274,928.00	0.00	0.00	0.00	8,761	39,429
March	44,837,000.00	41,845,006.00	0.00	0.00	0.00	11,383	100,160
April	78,601,000.00	70,692,237.00	0.00	0.00	0.00	15,996	159,480
May	107,510,000.00	102,295,241.00	0.00	0.00	0.00	25,945	236,820
June	115,720,000.00	110,183,108.00	0.00	0.00	0.00	28,843	275,240
July	102,646,000.00	106,019,923.00	0.00	0.00	0.00	39,932	293,220
August	79,403,000.00	82,093,397.00	0.00	0.00	0.00	33,165	265,120
September	57,298,000.00	59,167,034.00	0.00	0.00	0.00	21,552	192,920
October	58,534,000.00	59,246,618.00	0.00	0.00	0.00	21,865	180,920
November	37,820,000.00	38,460,673.00	0.00	0.00	0.00	14,213	129,460
December	17,772,000.00	18,500,970.00	0.00	0.00	0.00	12,402	83,700
Totals	739,374,000.00	726,362,470.00	0.00	0.00	0.00	\$240,207	2,002,289

If applicable, in the space below please provide a description for all un-metered water use along with amounts:
 NA

- 1 Water withdrawn - Total gallons of water withdrawn from pumped sources.
- 2 Water sold - Total gallons from customer meters, and other sales such as construction water.
- 3 Water delivered (sold) to other systems - Total gallons of water delivered to other systems.
- 4 Water received (purchased) from other systems - Total gallons of water purchased/received from other systems.
- 5 Estimated authorized use - Total estimated gallons from authorized metered or unmetered use. Authorized uses such as flushing (mains, services and hydrants) draining/cleaning tanks, process, construction, fire fighting, etc. Non-authorized use (real losses) are service line breaks and leaks, water main breaks, meter inaccuracies and theft.
- 6 Enter the total purchased power costs for the power meters associated with this system.
- 7 Enter the total purchased kWh used by the power meters associated with this system.

Water Utility Plant Description	
Name of the System:	Global Water - Turner Ranches Irrigation, Inc.
ADEQ Public Water System Number:	0
ADWR PCC Number:	0

MAINS		
Sizes (inches)	Material	Length (feet)
12.00	Steel	44
10.00	Steel	6
6.00	Steel	49
2.00	Unknown	8
20.00	ACP	138
16.00	ACP	62
12.00	ACP	47
10.00	ACP	13,100
8.00	ACP	42,600
6.00	ACP	9,800
4.00	ACP	633
NA	ACP	110
NA	NA	NA
NA	NA	NA

CUSTOMER METERS			
Size (inches)	Quantity	Percent over 1,00,000 gallons	Percent over 10 years old
1.5	1	100%	100%
2	1	100%	100%
3	1	100%	100%
6	2	100%	50%
8	5	100%	0%
10	1	100%	0%
NA	0	0%	0%
NA	0	0%	0%
NA	0	0%	0%
NA	0	0%	0%
NA	0	0%	0%
NA	0	0%	0%
NA	0	0%	0%
NA	0	0%	0%
NA	0	0%	0%
NA	0	0%	0%
NA	0	0%	0%
NA	0	0%	0%

SERVICE LINES		
Material	Percent of system	Year installed
NA	67%	974-1985
PEX	31%	974-1985
PVC	2%	974-1985
NA	0%	0
NA	0%	0

BOOSTER PUMPS		
Horsepower	GPM	Quantity
60	1,000	2
75	1,200	2
15	500	2
0	0	0

FIRE HYDRANTS	
Type	Quantity
Standard *	135
Other	0

STORAGE TANKS			
Capacity (gallons)	Material	Quantity	Year installed
0	0	0	0
0	0	0	0
0	0	0	0
0	0	0	0
0	0	0	0
0	0	0	0

PRESSURE/BLADDER TANKS			
Capacity (gallons)	Material	Quantity	Year installed
0	0	0	0
0	0	0	0
0	0	0	0
0	0	0	0
0	0	0	0
0	0	0	0

* A standard fire hydrant has two 2.5 inch hose connection nozzles with 7.5 threads per inch, and one 4.5 inch pumper connection nozzle with 4 threads per inch.

Water Utility Plant Description (Continued)
--

For the following three items, list the utility owned assets in each category for each system.

TREATMENT EQUIPMENT:	None - Irrigation Water Only
-----------------------------	------------------------------

STRUCTURES:	Block Walls Around pump site and wells. Shed at Fire and Irrigation Pumping Station
--------------------	---

OTHER:	Back up Generator at Fire and Irrigation Pumping Station
---------------	--

Provide a calculation used to determine the value of one water equivalent residential connection (ERC).

Use one of the following methods:

- (a) If actual flow data are available from the preceding 12 months, divide the total annual single family residence (SFR) gallons sold by the average number of single family residence customers for the same period and divide the result by 365
- (b) If no historical flow data are available, use:
 $ERC = (\text{Total SFR gallons sold (Omit 000)} / 365 \text{ days} / 350 \text{ gallons per day})$

ERC	N/A
Method used:	Other

Customer and Other Information	
Name of the System:	Global Water - Turner Ranches Irrigation, Inc.
ADEQ Public Water System Number:	0
ADWR PCC Number:	0

Month	Number of Customers				
	Single-Family	Multi-Family	Commercial	Turf/Irrigation	Other Non-Residential
January	949	0	4	11	0
February	949	0	4	11	0
March	949	0	4	11	0
April	949	0	4	11	0
May	949	0	4	11	0
June	949	0	4	11	0
July	949	0	4	11	0
August	949	0	4	11	0
September	949	0	4	11	0
October	949	0	4	11	0
November	949	0	4	11	0
December	949	0	4	11	0

If the system has fire hydrants, what is the fire flow requirements? GPM for hrs.

Does the system have chlorination treatment?

Does the Company have an ADWR Gallons Per Capita Per Day (GPCPD) requirement?
 If yes, provide the GPCPD amount:

Is the Water Utility located in an ADWR Active Management Area (AMA)?
 If yes, which AMA?

What is the present system connection capacity (in ERCs *) using existing lines?

What is the future system connection capacity (in ERCs *) upon service area buildout?

Describe any plans and estimated completion dates for any enlargements or improvements of this system.

* an ERC is based on the calculation on the bottom of AR9 page 12.

Global Water - Turner Ranches Irrigation, Inc.
Annual Report
 Utility Shutoffs / Disconnects
 12/31/22

Utility Shutoffs / Disconnects	
Name of the System:	Global Water - Turner Ranches Irrigation, Inc.
ADEQ Public Water System Number:	0
ADWR PCC Number:	0

Month	Termination without Notice R14-2-410.B	Termination with Notice R14-2-410.C	Other
January	0	0	0
February	0	0	0
March	0	0	0
April	0	0	0
May	0	0	0
June	0	0	0
July	0	0	0
August	0	0	0
September	0	0	0
October	0	0	0
November	0	0	0
December	0	0	0
Total	0	0	0

Other (description):

NA

Instructions: Fill out the Grey Cells with the relevent information. Input 0 or none if there is nothing recorded in that account or there is no applicable information to report.

Global Water - Turner Ranches Irrigation, Inc.
Annual Report
Property Taxes
12/31/22

Property Taxes	
----------------	--

Amount of actual property taxes paid during Calendar Year 2022 was	
--	--

	\$33,077
--	----------

If no property taxes paid, explain why.

NA

Instructions: Fill out the Grey Cells with the relevant information. Input 0 or none if there is nothing recorded in that account or there is no applicable information to report.

Verification and Sworn Statement (Taxes)

Verification: State of Arizona I, the undersigned of the
(state name)

County of (county name): Maricopa
Name (owner or official) title: Christopher D. Krygier
Company name: Global Water - Turner Ranches Irrigation, Inc.

DO SAY THAT THIS ANNUAL UTILITY PROPERTY TAX AND SALES TAX REPORT TO THE ARIZONA CORPORATION COMMISSION.

FOR THE YEAR ENDING: 12/31/22

HAS BEEN PREPARED UNDER MY DIRECTION, FROM THE ORIGINAL BOOKS, PAPERS AND RECORDS OF SAID UTILITY; THAT I HAVE CAREFULLY EXAMINED THE SAME, AND DECLARE THE SAME TO BE A COMPLETE AND CORRECT STATEMENT OF BUSINESS AND AFFAIRS OF SAID UTILITY FOR THE PERIOD COVERED BY THIS REPORT IN RESPECT TO EACH AND EVERY MATTER AND THING SET FORTH, TO THE BEST OF MY KNOWLEDGE, INFORMATION AND BELIEF.

Sworn Statement: I HEREBY ATTEST THAT ALL PROPERTY TAXES FOR SAID COMPANY ARE CURRENT AND PAID IN FULL.

I HEREBY ATTEST THAT ALL SALES TAXES FOR SAID COMPANY ARE CURRENT AND PAID IN FULL.

Christopher D. Krygier

signature of owner/official

623-377-2603

telephone no.

SUBSCRIBED AND SWORN TO BEFORE ME A NOTARY PUBLIC
IN AND FOR THE COUNTY

THIS

11th


DAY OF

Maricopa

(county name)

April 2023

(month) and (year)



MY COMMISSION EXPIRES

7.1.2024
(date)

Heather Mahan

(signature of notary public)

Verification and Sworn Statement

Verification:

State of Arizona I, the undersigned of the
(state name)
County of (county name): Maricopa
Name (owner or official) title: Christopher D. Krygier
Company name: Global Water - Turner Ranches Irrigation, Inc.

DO SAY THAT THIS ANNUAL UTILITY PROPERTY TAX AND SALES TAX REPORT TO THE ARIZONA CORPORATION COMMISSION.

FOR THE YEAR ENDING: 12/31/22

HAS BEEN PREPARED UNDER MY DIRECTION, FROM THE ORIGINAL BOOKS, PAPERS AND RECORDS OF SAID UTILITY; THAT I HAVE CAREFULLY EXAMINED THE SAME, AND DECLARE THE SAME TO BE A COMPLETE AND CORRECT STATEMENT OF BUSINESS AND AFFAIRS OF SAID UTILITY FOR THE PERIOD COVERED BY THIS REPORT IN RESPECT TO EACH AND EVERY MATTER AND THING SET FORTH, TO THE BEST OF MY KNOWLEDGE, INFORMATION AND BELIEF.

Sworn Statement: IN ACCORDANCE WITH THE REQUIREMENTS OF TITLE 40, ARTICLE 8, SECTION 40-401, ARIZONA REVISED STATUTES, IT IS HEREIN REPORTED THAT THE GROSS OPERATING REVENUE OF SAID UTILITY DERIVED FROM ARIZONA INTRASTATE UTILITY OPERATIONS DURING THE CALENDAR YEAR WAS:

Arizona Intrastate Gross Operating Revenues Only (\$) \$947,740
(The amount in the box above includes \$61,656 in sales taxes billed or collected)

Christopher D. Krygier
signature of owner/official


623-377-2603
telephone no.

SUBSCRIBED AND SWORN TO BEFORE ME A NOTARY PUBLIC
IN AND FOR THE COUNTY Maricopa
(county name)

THIS 11th DAY OF April 2023
(month) and (year)

MY COMMISSION EXPIRES 7.1.2024
(date)

Heather Mahan
(signature of notary public)



Verification and Sworn Statement (Residential Revenue)

Verification:

State of Arizona I, the undersigned of the
(state name)

County of (county name): Maricopa
Name (owner or official) title: Christopher D. Krygier
Company name: Global Water - Turner Ranches Irrigation, Inc.

DO SAY THAT THIS ANNUAL UTILITY PROPERTY TAX AND SALES TAX REPORT TO THE ARIZONA CORPORATION COMMISSION.

FOR THE YEAR ENDING: 12/31/22

HAS BEEN PREPARED UNDER MY DIRECTION, FROM THE ORIGINAL BOOKS, PAPERS AND RECORDS OF SAID UTILITY; THAT I HAVE CAREFULLY EXAMINED THE SAME, AND DECLARE THE SAME TO BE A COMPLETE AND CORRECT STATEMENT OF BUSINESS AND AFFAIRS OF SAID UTILITY FOR THE PERIOD COVERED BY THIS REPORT IN RESPECT TO EACH AND EVERY MATTER AND THING SET FORTH, TO THE BEST OF MY KNOWLEDGE, INFORMATION AND BELIEF.

Sworn Statement:

IN ACCORDANCE WITH THE REQUIREMENTS OF TITLE 40, ARTICLE 8, SECTION 40-401, ARIZONA REVISED STATUTES, IT IS HEREIN REPORTED THAT THE GROSS OPERATING REVENUE OF SAID UTILITY DERIVED FROM ARIZONA INTRASTATE UTILITY OPERATIONS RECEIVED FROM RESIDENTIAL CUSTOMERS DURING THE CALENDAR YEAR WAS:

Arizona Intrastate Gross Operating Revenues Only (\$)

\$0

(The amount in the box above includes

\$0 in sales taxes billed or collected)

Christopher D. Krygier

signature of owner/official

623-377-2603

telephone no.

SUBSCRIBED AND SWORN TO BEFORE ME A NOTARY PUBLIC
IN AND FOR THE COUNTY

Maricopa
(county name)

THIS


16th

DAY OF

April 2023
(month) and (year)

MY COMMISSION EXPIRES

7.1.2024
(date)



Heather Mahan

(signature of notary public)

Gross-up Sharing Method for Income Tax Statement of Certification

Verification:


State of Arizona I, the undersigned of the
(state name)

County of (county name): Maricopa
Name (owner or official) title: Christopher D. Krygier
Company name: Global Water - Turner Ranches Irrigation, Inc.

FOR THE YEAR ENDING: 12/31/22

Sworn Statement:

IN ACCORDANCE WITH THE REQUIREMENTS OF DECISION NO. 77084, BECAUSE THE UTILITY REQUIRES THE GROSS UP OF ADVANCES AND CONTRIBUTIONS, I HEREBY STATE THAT THE UTILITY HAS NOT INCURRED NOR IS EXPECTED TO INCUR A NET INCREASE IN CURRENT INCOME TAX EXPENSE OR A DECREASE IN DEFERRED TAX ASSET FOR A CARRY FORWARD ACCORDING TO GAAP IN AN AMOUNT EQUAL TO OR GREATER THAN THE AMOUNT OF THE REQUIRED GROSS UP PAID BY DEVELOPERS IN THE PERIOD COVERED BY THIS ANNUAL REPORT.



signature of owner/official

623-377-2603

telephone no.

SUBSCRIBED AND SWORN TO BEFORE ME A NOTARY PUBLIC
IN AND FOR THE COUNTY

Maricopa
(county name)

THIS


11th

DAY OF

April 2023
(month) and (year)

MY COMMISSION EXPIRES

7.1.2024
(date)



(signature of notary public)