

**ANNUAL REPORT**

Of

Company Name:   
PO Box 57037

Mailing Address: Tucson AZ  
85715

Docket No.: W-02301A  
For the Year Ended:

**RECEIVED  
BY EMAIL**

5/15/2020, 11:41 AM  
ARIZONA CORPORATION COMMISSION  
UTILITIES DIVISION

**WATER UTILITY**

To

Arizona Corporation Commission

**Due on April 15th**

Email: rdelafuente@azcc.gov, mail or deliver the completed Annual Report to:

Arizona Corporation Commission  
Compliance Section - Utilities Division  
1200 West Washington Street  
Phoenix, Arizona 85007

Application Type:   
Application Date:

ARIZONA CORPORATION COMMISSION  
 WATER UTILITY ANNUAL REPORT  
 Tortolita Water Company, Inc.  
 A Class  Utility

For the Calendar Year Ended: 12/31/19

Primary Address:   
 City:  State:  Zip Code:

Telephone Number:

Date of Original Organization of Utility:

Person to whom correspondence should be addressed concerning this report:

Name:   
 Telephone No. :   
 Address:   
 City:  State:  Zip Code:   
 Email:

**Regulatory and Management Contact**

Name:   
 Telephone No. :   
 Address:   
 City:  State:  Zip Code:   
 Email:

**Owner**

Name:   
 Telephone No. :   
 Address:   
 City:  State:  Zip Code:   
 Email:

**On-Site Manager**

Name:   
 Telephone No. :   
 Address:   
 City:  State:  Zip Code:   
 Email:

**NA**

Name:   
 Telephone No. :   
 Address:   
 City:  State:  Zip Code:   
 Email:

Ownership:

Counties Served:

<b>Important changes during the year</b>
--

	For those companies not subject to the affiliated interest rules, has there been a change in ownership or direct control during the year?
	If yes, please provide specific details in the box below.
	not in 2019, but the stock was sold March 1, 2020.

	Has the company been notified by any other regulatory authorities during the year, that they are out of compliance?
	If yes, please provide specific details in the box below.
	no

Utility Plant in Service (Water)							
Account No.	Description	Beginning Year Original Cost	Current Year Additions	Current Year Retirements	Adjusted Original Cost	Accumulated Depreciation	OCLD (OC less AD)
301	Organization	\$0	\$0	\$0	\$0	\$0	\$0
302	Franchises	0	\$0	\$0	0	\$0	0
303	Land and Land Rights	50,000	\$0	\$0	50,000	\$0	50,000
304	Structures and Improvements	127,338	\$0	\$0	127,338	58,718	68,620
305	Collecting & Improving Reservoirs	\$0	\$0	\$0	0	\$0	0
306	Lake, River, Canal Intakes	\$0	\$0	\$0	0	\$0	0
307	Wells and Springs	\$0	\$0	\$0	0	\$0	0
308	Infiltration Galleries	\$0	\$0	\$0	0	\$0	0
309	Supply Mains	\$0	\$0	\$0	0	\$0	0
310	Power Generation Equipment	\$0	\$0	\$0	0	\$0	0
311	Pumping Equipment	68,634	\$0	\$0	68,634	68,634	0
320	Water Treatment Equipment	\$0	\$0	\$0	0	\$0	0
320.1	Water Treatment Plants	\$0	\$0	\$0	0	\$0	0
320.2	Solution Chemical Feeders	\$0	\$0	\$0	0	\$0	0
320.3	Point-of-Use Treatment Devices	\$0	\$0	\$0	0	\$0	0
330	Distribution Reservoirs and Standpipes	\$0	\$0	\$0	0	\$0	0
330.1	Storage Tanks	37,995	\$0	\$0	37,995	11,674	26,321
330.2	Pressure Tanks	26,564	\$0	\$0	26,564	18,235	8,329
331	Transmission and Distribution Mains	101,500	\$0	\$0	101,500	28,082	73,418
333	Services	13,500	\$0	\$0	13,500	6,225	7,275
334	Meters and Meter Installations	5,881	700	\$0	6,581	1,852	4,729
335	Hydrants	11,888	\$0	\$0	11,888	3,292	8,596
336	Backflow Prevention Devices	\$0	\$0	\$0	0	\$0	0
339	Other Plant and Misc. Equipment	\$0	\$0	\$0	0	\$0	0
340	Office Furniture and Equipment	\$0	\$0	\$0	0	\$0	0
340.1	Computer & Software	\$0	\$0	\$0	0	\$0	0
341	Transportation Equipment	\$0	\$0	\$0	0	\$0	0
342	Stores Equipment	\$0	\$0	\$0	0	\$0	0
343	Tools, Shop and Garage Equipment	\$0	\$0	\$0	0	\$0	0
344	Laboratory Equipment	\$0	\$0	\$0	0	\$0	0
345	Power Operated Equipment	\$0	\$0	\$0	0	\$0	0
346	Communication Equipment	\$0	\$0	\$0	0	\$0	0
347	Miscellaneous Equipment	\$0	\$0	\$0	0	\$0	0
348	Other Tangible Plant	\$0	\$0	\$0	0	\$0	0
	<b>Totals</b>	<b>\$443,300</b>	<b>\$700</b>	<b>\$0</b>	<b>\$444,000</b>	<b>\$196,712</b>	<b>\$247,288</b>

Tortolita Water Company, Inc.  
Annual Report  
Depreciation Expense for the Current Year (Water)  
12/31/19

Depreciation Expense for the Current Year (Water)									
Account No.	Description	Beginning Year Original Cost	Current Year Additions	Current Year Retirements	Adjusted Original Cost	Fully Depreciated/Non-depreciable Plant	Depreciable Plant	Depreciation Percentages	Depreciation Expense
301	Organization	\$0	\$0	\$0	\$0	\$0	\$0	0.00%	\$0
302	Franchises	0	0	0	0	\$0	0	0.00%	0
303	Land and Land Rights	50,000	0	0	50,000	\$0	50,000	0.00%	0
304	Structures and Improvements	127,338	0	0	127,338	\$0	127,338	3.33%	4,240
305	Collecting & Improving Reservoirs	0	0	0	0	\$0	0	0.00%	0
306	Lake, River, Canal Intakes	0	0	0	0	\$0	0	0.00%	0
307	Wells and Springs	0	0	0	0	\$0	0	0.00%	0
308	Infiltration Galleries	0	0	0	0	\$0	0	0.00%	0
309	Supply Mains	0	0	0	0	\$0	0	0.00%	0
310	Power Generation Equipment	0	0	0	0	\$0	0	0.00%	0
311	Pumping Equipment	68,634	0	0	68,634	\$0	68,634	0.00%	0
320	Water Treatment Equipment	0	0	0	0	\$0	0	0.00%	0
320.1	Water Treatment Plants	0	0	0	0	\$0	0	0.00%	0
320.2	Solution Chemical Feeders	0	0	0	0	\$0	0	0.00%	0
320.3	Point-of-Use Treatment Devices	0	0	0	0	\$0	0	0.00%	0
330	Distribution Reservoirs and Standpipes	0	0	0	0	\$0	0	0.00%	0
330.1	Storage Tanks	37,995	0	0	37,995	\$0	37,995	2.22%	843
330.2	Pressure Tanks	26,564	0	0	26,564	\$0	26,564	5.00%	1,328
331	Transmission and Distribution Mains	101,500	0	0	101,500	\$0	101,500	2.00%	2,030
333	Services	13,500	0	0	13,500	\$0	13,500	3.33%	450
334	Meters and Meter Installations	5,881	700	0	6,581	\$0	6,581	3.33%	207
335	Hydrants	11,888	0	0	11,888	\$0	11,888	2.00%	238
336	Backflow Prevention Devices	0	0	0	0	\$0	0	0.00%	0
339	Other Plant and Misc. Equipment	0	0	0	0	\$0	0	0.00%	0
340	Office Furniture and Equipment	0	0	0	0	0	0	0.00%	0
340.1	Computer & Software	0	0	0	0	0	0	0.00%	0
341	Transportation Equipment	0	0	0	0	0	0	0.00%	0
342	Stores Equipment	0	0	0	0	0	0	0.00%	0
343	Tools, Shop and Garage Equipment	0	0	0	0	0	0	0.00%	0
344	Laboratory Equipment	0	0	0	0	0	0	0.00%	0
345	Power Operated Equipment	0	0	0	0	0	0	0.00%	0
346	Communication Equipment	0	0	0	0	0	0	0.00%	0
347	Miscellaneous Equipment	0	0	0	0	0	0	0.00%	0
348	Other Tangible Plant	0	0	0	0	0	0	0.00%	0
	<b>Subtotal</b>	\$443,300	\$700	\$0	\$444,000	\$0	\$444,000		\$9,337

Contribution(s) in Aid of Construction (Gross) \$0  
Less: Non Amortizable Contribution(s) 0  
Fully Amortized Contribution(s) 0  
Amortizable Contribution(s) \$0  
Times: Proposed Amortization Rate 2.10%  
**Amortization of CIAC** \$0

**Less: Amortization of CIAC** \$0

**DEPRECIATION EXPENSE** \$9,337

Tortolita Water Company, Inc.  
 Annual Report  
 Balance Sheet Assets  
 12/31/19

<b>Balance Sheet Assets</b>				
	<b>Assets</b>		Balance at Beginning of Year (2019)	Balance at End of Year (2019)
Account No.	<b>Current and Accrued Assets</b>			
131	Cash		\$1,413	\$4,434
134	Working Funds			
135	Temporary Cash Investments			
141	Customer Accounts Receivable			
146	Notes Receivable from Associated Companies			
151	Plant Material and Supplies			
162	Prepayments			
174	Miscellaneous Current and Accrued Assets			
	<b>Total Current and Accrued Assets</b>		<b>\$1,413</b>	<b>\$4,434</b>
Account No.	<b>Fixed Assets</b>			
101	Utility Plant in Service*		\$443,300	\$444,000
103	Property Held for Future Use			
105	Construction Work in Progress			
108	Accumulated Depreciation (enter as negative)*		(187,376)	(196,712)
121	Non-Utility Property			
122	Accumulated Depreciation - Non Utility			
	<b>Total Fixed Assets</b>		<b>\$255,924</b>	<b>\$247,288</b>
	<b>Total Assets</b>		<b>\$257,337</b>	<b>\$251,722</b>

\*Note these items feed automatically from AR3 UPIS Page 4

Tortolita Water Company, Inc.  
Annual Report  
Balance Sheet Liabilities and Owners Equity

<b>Balance Sheet Liabilities and Owners Equity</b>				
	<b>Liabilities</b>		Balance at Beginning of Year (2019)	Balance at End of Year (2019)
<b>Account No.</b>	<b>Current Liabilities</b>			
231	Accounts Payable		\$50	\$50
232	Notes Payable (Current Portion)			
234	Notes Payable to Associated Companies			
235	Customer Deposits		159	699
236	Accrued Taxes		203	650
237	Accrued Interest			
242	Miscellaneous Current and Accrued Liabilities		9,660	11,040
	<b>Total Current Liabilities</b>		<b>\$10,072</b>	<b>\$12,439</b>
	<b>Long Term Debt</b>			
224	Long Term Debt (Notes and Bonds)			
	<b>Deferred Credits</b>			
251	Unamortized Premium on Debt			
252	Advances in Aid of Construction			
255	Accumulated Deferred Investment Tax Credits			
271	Contributions in Aid of Construction			
272	Less: Amortization of Contributions			
281	Accumulated Deferred Income Tax			
	<b>Total Deferred Credits</b>		<b>\$0</b>	<b>\$0</b>
	<b>Total Liabilites</b>		<b>\$10,072</b>	<b>\$12,439</b>
	<b>Capital Accounts</b>			
201	Common Stock Issued		\$400	\$400
211	Other Paid-In Capital		523,222	523,222
215	Retained Earnings		(276,357)	(284,339)
218	Proprietary Capital (Sole Props and Partnerships)			
	<b>Total Capital</b>		<b>\$247,265</b>	<b>\$239,283</b>
	<b>Total Liabilities and Capital</b>		<b>\$257,337</b>	<b>\$251,722</b>

**Note: Total liabilities and Capital must match total assets for the beginning and end of the year!**

Tortolita Water Company, Inc.  
Annual Report  
Water Comparative Income Statement  
12/31/19

<b>Water Comparative Income Statement</b>			
Account No.	Calendar Year	Current Year 01/01/2019 - 12/31/2019	Last Year 01/01/2018 - 12/31/2018
	<b>Operating Revenue</b>		
461	Metered Water Revenue	\$10,688	\$3,002
460	Unmetered Water Revenue	0	0
462	Fire Protection Revenue	0	0
469	Guaranteed Revenues (Surcharges)	0	0
471	Miscellaneous Service Revenues	0	0
474	Other Water Revenue	420	349
	<b>Total Revenues</b>	<b>\$11,108</b>	<b>\$3,351</b>
	<b>Operating Expenses</b>		
601	Salaries and Wages	\$0	\$0
604	Employee Pensions and Benefits	0	0
610	Purchased Water	0	0
615	Purchased Power	2,533	1,818
618	Chemicals	0	0
620	Materials and Supplies	21	0
620.1	Repairs and Maintenance	0	890
620.2	Office Supplies and Expense	775	872
630	Contractual Services	4,975	4,625
631	Contractual Services - Engineering	0	0
632	Contractual Services - Accounting	569	0
633	Contractual Services - Legal	0	0
634	Contractual Services - Management Fees	0	0
635	Contractual Services - Water Testing	0	0
636	Contractual Services - Other	0	0
640	Rents	0	0
641	Rental of Building/Real Property	0	0
642	Rental of Equipment	0	0
650	Transportation Expenses	0	0
657	Insurance - General Liability	108	0
657.1	Insurance - Health and Life	0	0
665	Regulatory Commission Expense - Rate	0	0
670	Bad Debt Expense	0	0
675	Miscellaneous Expense	0	0
403	Depreciation Expense (From Schedule AR4)	9,337	9,264
408	Taxes Other Than Income	0	0
408.11	Property Taxes	87	135
409	Income Taxes	50	50
427.1	Customer Security Deposit Interest	0	0
	<b>Total Operating Expenses</b>	<b>\$18,455</b>	<b>\$17,654</b>
	<b>Operating Income / (Loss)</b>	<b>(\$7,347)</b>	<b>(\$14,303)</b>
	<b>Other Income / (Expense)</b>		
419	Interest and Dividend Income	\$0	\$0
421	Non-Utility Income	0	0
426	Miscellaneous Non-Utility (Expense)	0	0
427	Interest (Expense)	0	0
	<b>Total Other Income / (Expense)</b>	<b>\$0</b>	<b>\$0</b>
	<b>Net Income / (Loss)</b>	<b>(\$7,347)</b>	<b>(\$14,303)</b>



Tortolita Water Company, Inc.  
Annual Report  
Full time equivalent employees  
12/31/19

**Full time equivalent employees**

	Direct Company	Allocated	Outside service	Total
President	0.0	0.0	0.0	0.0
Vice-president	0.0	0.0	0.0	0.0
Manager	0.0	0.0	0.0	0.0
Engineering Staff	0.0	0.0	0.0	0.0
System Operator(s)	0.0	0.0	0.0	0.0
Meter reader	0.0	0.0	0.0	0.0
Customer Service	0.0	0.0	0.0	0.0
Accounting	0.0	0.0	0.0	0.0
Business Office	0.0	0.0	0.0	0.0
Rates Department	0.0	0.0	0.0	0.0
Administrative Staff	0.0	0.0	0.0	0.0
Other	0.0	0.0	0.0	0.0
<b>Total</b>	0.0	0.0	0.0	0.0

<b>Supplemental Financial Data (Long-Term Debt)</b>				
	Loan #1	Loan #2	Loan #3	Loan #4
Date Issued	na	na	na	na
Source of Loan	na	na	na	na
ACC Decision No.	na	na	na	na
Reason for Loan	na	na	na	na
Dollar Amt. Issued	na	na	na	na
Amount Outstanding	na	na	na	na
Date of Maturity	na	na	na	na
Interest Rate	na	na	na	na
Current Year Interest	na	na	na	na
Current Year Principal	na	na	na	na

Meter Deposit Balance at Test Year End:	\$0
---	-----

Meter Deposits Refunded During the Test Year:	\$0
---	-----

***List all bonds, notes, loans, and other types of indebtedness in which the proceeds were used in the provision of public utility service. Indebtedness incurred for personal uses by the owner of the utility should not be listed. Input 0 or none if there is nothing to report for that cell.***

Well and Water Usage											
Name of the System:		TORTOLITA WATER CO., INC									
ADEQ Public Water System Number:		#N/A									
ADWR PCC Number:		#N/A									
Well registry 55# (55-XXXXXX):	Pump Horsepower	Pump Yield (gpm)	Casing Depth (feet)	Casing Diameter (inches)	Pump Motor Type **	Year Drilled	Water level 2010	Water level 2019	Meter Size (inches)	How measured:	Active
56-000377	5hp	22GPM	7	8	submersible	1970	NA	NA	1	metered	Yes
NA	NA	NA	NA	NA	NA	NA	NA	NA	NA	NA	N/A
NA	NA	NA	NA	NA	NA	NA	NA	NA	NA	NA	N/A
NA	NA	NA	NA	NA	NA	NA	NA	NA	NA	NA	N/A
NA	NA	NA	NA	NA	NA	NA	NA	NA	NA	NA	N/A
NA	NA	NA	NA	NA	NA	NA	NA	NA	NA	NA	N/A
NA	NA	NA	NA	NA	NA	NA	NA	NA	NA	NA	N/A
NA	NA	NA	NA	NA	NA	NA	NA	NA	NA	NA	N/A
NA	NA	NA	NA	NA	NA	NA	NA	NA	NA	NA	N/A
NA	NA	NA	NA	NA	NA	NA	NA	NA	NA	NA	N/A
NA	NA	NA	NA	NA	NA	NA	NA	NA	NA	NA	N/A
NA	NA	NA	NA	NA	NA	NA	NA	NA	NA	NA	N/A
NA	NA	NA	NA	NA	NA	NA	NA	NA	NA	NA	N/A
NA	NA	NA	NA	NA	NA	NA	NA	NA	NA	NA	N/A
NA	NA	NA	NA	NA	NA	NA	NA	NA	NA	NA	N/A
NA	NA	NA	NA	NA	NA	NA	NA	NA	NA	NA	N/A
NA	NA	NA	NA	NA	NA	NA	NA	NA	NA	NA	N/A
NA	NA	NA	NA	NA	NA	NA	NA	NA	NA	NA	N/A
NA	NA	NA	NA	NA	NA	NA	NA	NA	NA	NA	N/A
NA	NA	NA	NA	NA	NA	NA	NA	NA	NA	NA	N/A

Name of system water delivered to:	NA
ADWR PCC Number:	#N/A
Source of water delivered to another system	NA
Name of system water received from:	NA
ADWR PCC Number:	#N/A
Source of water received	NA
Well registry 55# (55-XXXXXX):	NA

Month	Water withdrawn (gallons)1	Water sold (gallons)2	Water delivered (sold) to other systems (gallons)3	Water received (purchased) from other systems (gallons)4	Estimated authorized use (gallons)5	Purchased Power Expense6	Purchased Power (kWh)7
January	62,230.00	61,177.00	0.00	0.00	0.00	87.00	13
February	61,792.00	53,995.00	0.00	0.00	0.00	83.41	10
March	81,722.00	76,356.00	0.00	0.00	0.00	85.07	25
April	142,088.00	127,593.80	0.00	0.00	0.00	136.97	9
May	103,317.00	96,758.20	0.00	0.00	0.00	182.20	18
June	157,297.00	149,969.00	0.00	0.00	0.00	137.95	12
July	140,000.00	130,998.00	0.00	0.00	0.00	178.69	14
August	155,983.00	147,880.00	0.00	0.00	0.00	159.70	17
September	136,271.00	136,464.00	0.00	0.00	0.00	127.07	12
October	141,082.00	125,312.00	0.00	0.00	0.00	135.81	15
November	119,096.00	117,164.00	0.00	0.00	0.00	137.13	20
December	107,028.00	106,968.00	0.00	0.00	0.00	89.46	10
Totals	1,407,906.00	1,330,635.00	0.00	0.00	0.00	\$1,540	175

**If applicable, in the space below please provide a description for all un-metered water use along with amounts:**  
 Contractor taking water from fire hydrants for construction (unauthorized).

1 Water withdrawn - Total gallons of water withdrawn from pumped sources.  
 2 Water sold - Total gallons from customer meters, and other sales such as construction water.  
 3 Water delivered (sold) to other systems - Total gallons of water delivered to other systems.  
 4 Water received (purchased) from other systems - Total gallons of water purchased/received from other systems.  
 5 Estimated authorized use - Total estimated gallons from authorized metered or unmetered use. Authorized uses such as flushing (mains, services and hydrants) draining/cleaning tanks, process, construction, fire fighting, etc. Non-authorized use (real losses) are service line breaks and leaks, water main breaks, meter inaccuracies and theft.  
 6 Enter the total purchased power costs for the power meters associated with this system.  
 7 Enter the total purchased kWh used by the power meters associated with this system.

Water Utility Plant Description	
Name of the System:	TORTOLITA WATER CO., INC
ADEQ Public Water System Number:	10154
ADWR PCC Number:	91-000457-0000

MAINS		
Sizes (inches)	Material	Length (feet)
6.00	PVC	1,500
8.00	PVC	2,600
6.00	Ductile Iron	54
8.00	Ductile Iron	90

CUSTOMER METERS			
Size (inches)	Quantity	Percent over 1,00,000 gallons	Percent over 10 years old
3/4 in	1		100%
1 inch	20		15%

SERVICE LINES		
Material	Percent of system	Year installed

BOOSTER PUMPS		
Horsepower	GPM	Quantity
3HP	unknown	2
40HP	unknown	2

FIRE HYDRANTS	
Type	Quantity
Standard *	5
Other	

STORAGE TANKS			
Capacity (gallons)	Material	Quantity	Year installed
15,000	steel	2	2006

PRESSURE/BLADDER TANKS			
Capacity (gallons)	Material	Quantity	Year installed
2,000		1	2006

\* A standard fire hydrant has two 2.5 inch hose connection nozzles with 7.5 threads per inch, and one 4.5 inch pumper connection nozzle with 4 threads per inch.

<b>Water Utility Plant Description (Continued)</b>
--

For the following three items, list the utility owned assets in each category for each system.

<b>TREATMENT EQUIPMENT:</b>	None
-----------------------------	------

<b>STRUCTURES:</b>	None
--------------------	------

<b>OTHER:</b>	none
---------------	------

**Provide a calculation used to determine the value of one water equivalent residential connection (ERC).**

Use one of the following methods:

- (a) If actual flow data are available from the preceding 12 months, divide the total annual single family residence (SFR) gallons sold by the average number of single family residence customers for the same period and divide the result by 365
- (b) If no historical flow data are available, use:  
 $ERC = ( \text{Total SFR gallons sold (Omit 000)} / 365 \text{ days} / 350 \text{ gallons per day} )$

ERC	10
Method used:	(b)

Customer and Other Information	
Name of the System:	TORTOLITA WATER CO., INC
ADEQ Public Water System Number:	#N/A
ADWR PCC Number:	#N/A

Month	Number of Customers				
	Single-Family	Multi-Family	Commercial	Turf/Irrigation	Other Non-Residential
January	4	0	0	0	0
February	5	0	0	0	0
March	6	0	0	0	0
April	6	0	0	0	0
May	6	0	0	0	0
June	8	0	0	0	0
July	11	0	0	0	0
August	13	0	0	0	0
September	13	0	0	0	0
October	14	0	0	0	0
November	15	0	0	0	0
December	16	0	0	0	0

If the system has fire hydrants, what is the fire flow requirements?  GPM for  hrs.

Does the system have chlorination treatment?

Does the Company have an ADWR Gallons Per Capita Per Day (GPCPD) requirement?   
 If yes, provide the GPCPD amount:

Is the Water Utility located in an ADWR Active Management Area (AMA)?   
 If yes, which AMA?

What is the present system connection capacity (in ERCs \*) using existing lines?

What is the future system connection capacity (in ERCs \*) upon service area buildout?

Describe any plans and estimated completion dates for any enlargements or improvements of this system.

\* an ERC is based on the calculation on the bottom of AR9 page 12.

Tortolita Water Company, Inc.  
 Annual Report  
 Utility Shutoffs / Disconnects  
 12/31/19

Utility Shutoffs / Disconnects	
Name of the System:	TORTOLITA WATER CO., INC
ADEQ Public Water System Number:	#N/A
ADWR PCC Number:	#N/A

Month	Termination without Notice R14-2-410.B	Termination with Notice R14-2-410.C	Other
January	0	0	n/a
February	0	0	n/a
March	0	0	n/a
April	0	0	n/a
May	0	0	n/a
June	0	0	n/a
July	0	0	n/a
August	0	0	n/a
September	0	0	n/a
October	0	0	n/a
November	0	0	n/a
December	0	0	n/a
<b>Total</b>	<b>0</b>	<b>0</b>	<b>0</b>

**Other (description):** n/a

**Instructions:** Fill out the Grey Cells with the relevent information. Input 0 or none if there is nothing recorded in that account or there is no applicable information to report.

<b>Property Taxes</b>	
-----------------------	--

Amount of actual property taxes paid during Calendar Year 2019 was	\$87
--	------

If no property taxes paid, explain why.
---

n/a
-----

<b>Instructions:</b> Fill out the Grey Cells with the relevant information. Input 0 or none if there is nothing recorded in that account or there is no applicable information to report.
---



Verification and Sworn Statement (Taxes)

Verification: State of Arizona I, the undersigned of the  
(state name)

County of (county name): Pima  
Name (owner or official) title: Geoff Caron, President  
Company name: Tortolita Water Company, Inc.

DO SAY THAT THIS ANNUAL UTILITY PROPERTY TAX AND SALES TAX REPORT TO THE ARIZONA CORPORATION COMMISSION.

FOR THE YEAR ENDING: 12/31/19

HAS BEEN PREPARED UNDER MY DIRECTION, FROM THE ORIGINAL BOOKS, PAPERS AND RECORDS OF SAID UTILITY; THAT I HAVE CAREFULLY EXAMINED THE SAME, AND DECLARE THE SAME TO BE A COMPLETE AND CORRECT STATEMENT OF BUSINESS AND AFFAIRS OF SAID UTILITY FOR THE PERIOD COVERED BY THIS REPORT IN RESPECT TO EACH AND EVERY MATTER AND THING SET FORTH, TO THE BEST OF MY KNOWLEDGE, INFORMATION AND BELIEF.

Sworn Statement: I HEREBY ATTEST THAT ALL PROPERTY TAXES FOR SAID COMPANY ARE CURRENT AND PAID IN FULL.

I HEREBY ATTEST THAT ALL SALES TAXES FOR SAID COMPANY ARE CURRENT AND PAID IN FULL.

RECEIVED  
BY EMAIL

5/28/2020 12:13 PM  
ARIZONA CORPORATION COMMISSION  
UTILITIES DIVISION

*[Handwritten Signature]*

signature of owner/official

520-471-4852

telephone no.

SUBSCRIBED AND SWORN TO BEFORE ME A NOTARY PUBLIC  
IN AND FOR THE COUNTY

THIS

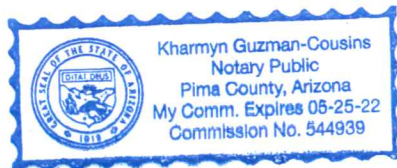
28th

DAY OF

Pima  
(county name)  
May 2020  
(month) and (year)

MY COMMISSION EXPIRES

5/25/2025  
(date)



*[Handwritten Signature]*  
signature of notary public

Verification and Sworn Statement

Verification:

State of Arizona I, the undersigned of the  
(state name)  
County of (county name): Pima  
Name (owner or official) title: Geoff Caron, President  
Company name: Tortolita Water Company, Inc.

DO SAY THAT THIS ANNUAL UTILITY PROPERTY TAX AND SALES TAX REPORT TO THE ARIZONA CORPORATION COMMISSION.

FOR THE YEAR ENDING: 12/31/19

HAS BEEN PREPARED UNDER MY DIRECTION, FROM THE ORIGINAL BOOKS, PAPERS AND RECORDS OF SAID UTILITY; THAT I HAVE CAREFULLY EXAMINED THE SAME, AND DECLARE THE SAME TO BE A COMPLETE AND CORRECT STATEMENT OF BUSINESS AND AFFAIRS OF SAID UTILITY FOR THE PERIOD COVERED BY THIS REPORT IN RESPECT TO EACH AND EVERY MATTER AND THING SET FORTH, TO THE BEST OF MY KNOWLEDGE, INFORMATION AND BELIEF.

Sworn Statement: IN ACCORDANCE WITH THE REQUIREMENTS OF TITLE 40, ARTICLE 8, SECTION 40-401, ARIZONA REVISED STATUTES, IT IS HEREIN REPORTED THAT THE GROSS OPERATING REVENUE OF SAID UTILITY DERIVED FROM ARIZONA INTRASTATE UTILITY OPERATIONS DURING THE CALENDAR YEAR WAS:

Arizona Intrastate Gross Operating Revenues Only (\$)

\$11,109

(The amount in the box above includes

\$639 in sales taxes billed or collected)

RECEIVED  
BY EMAIL

5/28/2020 12:13 PM

ARIZONA CORPORATION COMMISSION  
UTILITIES DIVISION

*[Handwritten Signature]*

signature of owner/official

520-471-4852

telephone no.

SUBSCRIBED AND SWORN TO BEFORE ME A NOTARY PUBLIC  
IN AND FOR THE COUNTY

THIS

ROSB


DAY OF

Pima  
(county name)

May 2020  
(month) and (year)

MY COMMISSION EXPIRES

5/25/2025  
(date)



*[Handwritten Signature]*  
signature of notary public

**Verification and Sworn Statement (Residential Revenue)**

**Verification:**

State of Arizona I, the undersigned of the  
(state name)

County of (county name): Pima  
Name (owner or official) title: Geoff Caron, President  
Company name: Tortolita Water Company, Inc.

DO SAY THAT THIS ANNUAL UTILITY PROPERTY TAX AND SALES TAX REPORT TO THE ARIZONA CORPORATION COMMISSION.

FOR THE YEAR ENDING: 12/31/19

HAS BEEN PREPARED UNDER MY DIRECTION, FROM THE ORIGINAL BOOKS, PAPERS AND RECORDS OF SAID UTILITY; THAT I HAVE CAREFULLY EXAMINED THE SAME, AND DECLARE THE SAME TO BE A COMPLETE AND CORRECT STATEMENT OF BUSINESS AND AFFAIRS OF SAID UTILITY FOR THE PERIOD COVERED BY THIS REPORT IN RESPECT TO EACH AND EVERY MATTER AND THING SET FORTH, TO THE BEST OF MY KNOWLEDGE, INFORMATION AND BELIEF.

**Sworn Statement:**

IN ACCORDANCE WITH THE REQUIREMENTS OF TITLE 40, ARTICLE 8, SECTION 40-401, ARIZONA REVISED STATUTES, IT IS HEREIN REPORTED THAT THE GROSS OPERATING REVENUE OF SAID UTILITY DERIVED FROM ARIZONA INTRASTATE UTILITY OPERATIONS RECEIVED FROM RESIDENTIAL CUSTOMERS DURING THE CALENDAR YEAR WAS:

Arizona Intrastate Gross Operating Revenues Only (\$)

\$11,109

(The amount in the box above includes

\$639 in sales taxes  
billed or collected)

**RECEIVED  
BY EMAIL**

5/28/2020 12:13 PM

ARIZONA CORPORATION COMMISSION  
UTILITIES DIVISION

[Signature]  
signature of owner/official

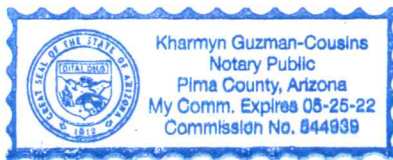
520-471-4852  
telephone no.

SUBSCRIBED AND SWORN TO BEFORE ME A NOTARY PUBLIC  
IN AND FOR THE COUNTY

Pima  
(county name)

THIS 28th DAY OF May 2020  
(month) and (year)

MY COMMISSION EXPIRES 5/25/2025  
(date)



[Signature]  
(signature of notary public)



**Gross-up Sharing Method for Income Tax Statement of Certification**

**Verification:**

State of Arizona I, the undersigned of the  
(state name)

County of (county name): Pima  
Name (owner or official) title: Geoff Caron, President  
Company name: Tortolita Water Company, Inc.

FOR THE YEAR ENDING: 12/31/19

**Sworn Statement:**

IN ACCORDANCE WITH THE REQUIREMENTS OF DECISION NO. 77084, BECAUSE THE UTILITY REQUIRES THE GROSS UP OF ADVANCES AND CONTRIBUTIONS, I HEREBY STATE THAT THE UTILITY HAS NOT INCURRED NOR IS EXPECTED TO INCUR A NET INCREASE IN CURRENT INCOME TAX EXPENSE OR A DECREASE IN DEFERRED TAX ASSET FOR A CARRY FORWARD ACCORDING TO GAAP IN AN AMOUNT EQUAL TO OR GREATER THAN THE AMOUNT OF THE REQUIRED GROSS UP PAID BY DEVELOPERS IN THE PERIOD COVERED BY THIS ANNUAL REPORT.

**RECEIVED  
BY EMAIL**

5/28/2020 12:13 PM  
ARIZONA CORPORATION COMMISSION  
UTILITIES DIVISION

*[Signature]*  
signature of owner/official

520-471-4852  
telephone no.

SUBSCRIBED AND SWORN TO BEFORE ME A NOTARY PUBLIC  
IN AND FOR THE COUNTY

Pima  
(county name)

THIS 28th DAY OF May 2020  
(month) and (year)

MY COMMISSION EXPIRES 5/25/2025  
(date)

*[Signature]*  
(signature of notary public)

