

**ANNUAL REPORT**

Of

Company Name:   
PO Box 57037

Mailing Address: Tucson AZ  
85715

Docket No.: W-02301A  
For the Year Ended:

**WATER UTILITY**

To

Arizona Corporation Commission

**Due on April 15th**

Email: Util-Compliance@azcc.gov, mail or deliver the completed Annual Report to:  
Arizona Corporation Commission  
Compliance Section - Utilities Division  
1200 West Washington Street  
Phoenix, Arizona 85007

Application Type:   
Application Date:

ARIZONA CORPORATION COMMISSION  
WATER UTILITY ANNUAL REPORT  
Tortolita Water Company, Inc.  
A Class  Utility

For the Calendar Year Ended:

Primary Address:   
City:  State:  Zip Code:

Telephone Number:

Date of Original Organization of Utility:

Person to whom correspondence should be addressed concerning this report:

Name:   
Telephone No. :   
Address:   
City:  State:  Zip Code:   
Email:

**Regulatory and Management Contact**

Name:   
Telephone No. :   
Address:   
City:  State:  Zip Code:   
Email:

**On-Site Manager**

Name:   
Telephone No. :   
Address:   
City:  State:  Zip Code:   
Email:

**Attorney**

Name:   
Telephone No. :   
Address:   
City:  State:  Zip Code:   
Email:

**Statutory Agent**

Name:   
Telephone No. :   
Address:   
City:  State:  Zip Code:   
Email:

Ownership:

Counties Served:

**Important changes during the year**

For those companies not subject to the affiliated interest rules, has there been a change in ownership or direct control during the year?

If yes, please provide specific details in the box below.

On December 1, 2020, Global Water Holdings, Inc., a subsidiary of Global Water Resources, Inc., purchased 100% of the stock of Tortolita Water Company, Inc., pursuant to a Stock Purchase Agreement, and changed the name from Tortolita Water Company, Inc., to Global Water - Tortolita Water Company, Inc.

Has the company been notified by any other regulatory authorities during the year, that they are out of compliance?

If yes, please provide specific details in the box below.

No notification by any other regulatory authorities during the year that the company is out of compliance.

Utility Plant in Service (Water)							
Account No.	Description	Beginning Year Original Cost	Current Year Additions	Current Year Retirements	Adjusted Original Cost	Accumulated Depreciation	OCLD (OC less AD)
301	Organization	\$0	\$0	\$0	\$0	\$0	\$0
302	Franchises	0	0	0	0	0	0
303	Land and Land Rights	50,000	0	50,000	0	0	0
304	Structures and Improvements	127,338	0	0	127,338	61,547	65,791
305	Collecting & Improving Reservoirs	0	0	0	0	0	0
306	Lake, River, Canal Intakes	0	0	0	0	0	0
307	Wells and Springs	0	0	0	0	0	0
308	Infiltration Galleries	0	0	0	0	0	0
309	Supply Mains	0	0	0	0	0	0
310	Power Generation Equipment	0	0	0	0	0	0
311	Pumping Equipment	68,634	0	5,000	63,634	63,634	0
320	Water Treatment Equipment	0	0	0	0	0	0
320.1	Water Treatment Plants	0	0	0	0	0	0
320.2	Solution Chemical Feeders	0	0	0	0	0	0
320.3	Point-of-Use Treatment Devices	0	0	0	0	0	0
330	Distribution Reservoirs and Standpipes	0	0	0	0	0	0
330.1	Storage Tanks	37,995	0	0	37,995	12,243	25,752
330.2	Pressure Tanks	26,564	0	500	26,064	18,896	7,168
331	Transmission and Distribution Mains	101,500	0	0	101,500	29,435	72,065
333	Services	13,500	0	0	13,500	6,525	6,975
334	Meters and Meter Installations	6,581	5,500	0	12,081	7,995	4,086
335	Hydrants	11,888	0	0	11,888	3,448	8,440
336	Backflow Prevention Devices	0	0	0	0	0	0
339	Other Plant and Misc. Equipment	0	0	0	0	0	0
340	Office Furniture and Equipment	0	0	0	0	0	0
340.1	Computer & Software	0	0	0	0	0	0
341	Transportation Equipment	0	0	0	0	0	0
342	Stores Equipment	0	0	0	0	0	0
343	Tools, Shop and Garage Equipment	0	0	0	0	0	0
344	Laboratory Equipment	0	0	0	0	0	0
345	Power Operated Equipment	0	0	0	0	0	0
346	Communication Equipment	0	0	0	0	0	0
347	Miscellaneous Equipment	0	0	0	0	0	0
348	Other Tangible Plant	0	0	0	0	0	0
	<b>Totals</b>	<b>\$444,000</b>	<b>\$5,500</b>	<b>\$55,500</b>	<b>\$394,000</b>	<b>\$203,722</b>	<b>\$190,278</b>

Tortolita Water Company, Inc.  
Annual Report  
Depreciation Expense for the Current Year (Water)  
12/31/20

Depreciation Expense for the Current Year (Water)									
Account No.	Description	Beginning Year Original Cost	Current Year Additions	Current Year Retirements	Adjusted Original Cost	Fully Depreciated/Non-depreciable Plant	Depreciable Plant	Depreciation Percentages	Depreciation Expense
301	Organization	\$0	\$0	\$0	\$0	\$0	\$0	0.00%	\$0
302	Franchises	0	0	0	0	0	0	0.00%	0
303	Land and Land Rights	50,000	0	50,000	0	0	0	0.00%	0
304	Structures and Improvements	127,338	0	0	127,338	0	127,338	2.22%	2,829
305	Collecting & Improving Reservoirs	0	0	0	0	0	0	0.00%	0
306	Lake, River, Canal Intakes	0	0	0	0	0	0	0.00%	0
307	Wells and Springs	0	0	0	0	0	0	0.00%	0
308	Infiltration Galleries	0	0	0	0	0	0	0.00%	0
309	Supply Mains	0	0	0	0	0	0	0.00%	0
310	Power Generation Equipment	0	0	0	0	0	0	0.00%	0
311	Pumping Equipment	68,634	0	5,000	63,634	63,634	0	0.00%	0
320	Water Treatment Equipment	0	0	0	0	0	0	0.00%	0
320.1	Water Treatment Plants	0	0	0	0	0	0	0.00%	0
320.2	Solution Chemical Feeders	0	0	0	0	0	0	0.00%	0
320.3	Point-of-Use Treatment Devices	0	0	0	0	0	0	0.00%	0
330	Distribution Reservoirs and Standpipes	0	0	0	0	0	0	0.00%	0
330.1	Storage Tanks	37,995	0	0	37,995	0	37,995	1.50%	569
330.2	Pressure Tanks	26,564	0	500	26,064	0	26,064	2.51%	661
331	Transmission and Distribution Mains	101,500	0	0	101,500	0	101,500	1.33%	1,353
333	Services	13,500	0	0	13,500	0	13,500	2.22%	300
334	Meters and Meter Installations	6,581	5,500	0	12,081	0	12,081	65.83%	6,143
335	Hydrants	11,888	0	0	11,888	0	11,888	1.31%	156
336	Backflow Prevention Devices	0	0	0	0	0	0	0.00%	0
339	Other Plant and Misc. Equipment	0	0	0	0	0	0	0.00%	0
340	Office Furniture and Equipment	0	0	0	0	0	0	0.00%	0
340.1	Computer & Software	0	0	0	0	0	0	0.00%	0
341	Transportation Equipment	0	0	0	0	0	0	0.00%	0
342	Stores Equipment	0	0	0	0	0	0	0.00%	0
343	Tools, Shop and Garage Equipment	0	0	0	0	0	0	0.00%	0
344	Laboratory Equipment	0	0	0	0	0	0	0.00%	0
345	Power Operated Equipment	0	0	0	0	0	0	0.00%	0
346	Communication Equipment	0	0	0	0	0	0	0.00%	0
347	Miscellaneous Equipment	0	0	0	0	0	0	0.00%	0
348	Other Tangible Plant	0	0	0	0	0	0	0.00%	0
	<b>Subtotal</b>	\$444,000	\$5,500	\$55,500	\$394,000	\$63,634	\$330,366		\$12,010

Contribution(s) in Aid of Construction (Gross) \$0  
Less: Non Amortizable Contribution(s) 0  
Fully Amortized Contribution(s) 0  
Amortizable Contribution(s) \$0  
Times: Proposed Amortization Rate 0.00%  
**Amortization of CIAC** \$0

Less: Amortization of CIAC

**DEPRECIATION EXPENSE**

Tortolita Water Company, Inc.  
Annual Report  
Balance Sheet Assets  
12/31/20

<b>Balance Sheet Assets</b>				
	<b>Assets</b>		Balance at Beginning of Year (2020)	Balance at End of Year (2020)
<b>Account No.</b>	<b>Current and Accrued Assets</b>			
131	Cash		\$4,434	\$0
132	Special Deposits		0	0
133	Other Special Deposits		0	0
134	Working Funds		0	0
135	Temporary Cash Investments		0	0
141	Customer Accounts Receivable		0	270
142	Other Accounts Receivable		0	0
143	Accumulated Provision for Uncollectable Accounts		0	(2)
146	Notes Receivable from Associated Companies		0	0
151	Plant Material and Supplies		0	0
162	Prepayments		0	0
173	Accrued Utility Revenue		0	822
174	Miscellaneous Current and Accrued Assets		0	0
	<b>Total Current and Accrued Assets</b>		<b>\$4,434</b>	<b>\$1,091</b>
	<b>Deferred Debits</b>			
186.1	Deferred Rate Case Expense		0	0
190	Accumulated Deferred Income Taxes		0	0
	<b>Total Deferred Debits</b>		<b>\$0</b>	<b>\$0</b>
<b>Account No.</b>	<b>Fixed Assets</b>			
101	Utility Plant in Service*		\$444,000	\$394,000
103	Property Held for Future Use		0	0
105	Construction Work in Progress		0	80
108	Accumulated Depreciation <b>(enter as negative)*</b>		(196,712)	(203,722)
121	Non-Utility Property		0	0
122	Accumulated Depreciation - Non Utility		0	0
	<b>Total Fixed Assets</b>		<b>\$247,288</b>	<b>\$190,357</b>
	<b>Other Fixed Assets</b>			
114	Utility Plant Acquisition Adjustments		\$0	\$32,015
	<b>Total Other Fixed Assets</b>		<b>\$0</b>	<b>\$32,015</b>
	<b>Total Assets</b>		<b>\$251,722</b>	<b>\$223,463</b>

\*Note these items feed automatically from AR3 UPIS Page 4

Tortolita Water Company, Inc.  
Annual Report  
Balance Sheet Liabilities and Owners Equity

<b>Balance Sheet Liabilities and Owners Equity</b>				
	<b>Liabilities</b>		Balance at Beginning of Year (2020)	Balance at End of Year (2020)
Account No.	<b>Current Liabilities</b>			
231	Accounts Payable		\$50	\$708
232	Notes Payable (Current Portion)		0	0
234	Notes Payable to Associated Companies		0	0
235	Customer Deposits		699	12,474
236	Accrued Taxes, Income Taxes		650	848
237	Accrued Interest		0	0
241	Miscellaneous Current and Accrued Liabilities		0	3,152
242	Miscellaneous Current and Accrued Liabilities		11,040	0
	<b>Total Current Liabilities</b>		<b>\$12,439</b>	<b>\$17,182</b>
	<b>Long Term Debt</b>			
224	Long Term Debt (Notes and Bonds)		\$0	\$0
	<b>Deferred Credits</b>			
251	Unamortized Premium on Debt		\$0	\$0
252	Advances in Aid of Construction		0	0
253	Other Deferred Credits		0	0
255	Accumulated Deferred Investment Tax Credits		0	0
271	Contributions in Aid of Construction		0	381,919
272	Less: Amortization of Contributions		0	(195,727)
281	Accumulated Deferred Income Tax		0	49,781
	<b>Total Deferred Credits</b>		<b>\$0</b>	<b>\$235,973</b>
	<b>Total Liabilities</b>		<b>\$12,439</b>	<b>\$253,155</b>
	<b>Capital Accounts</b>			
201	Common Stock Issued		\$400	\$0
211	Other Paid-In Capital		523,222	(26,668)
215	Retained Earnings		(284,339)	(3,023)
218	Proprietary Capital (Sole Props and Partnerships)		0	0
	<b>Total Capital</b>		<b>\$239,283</b>	<b>(\$29,691)</b>
	<b>Total Liabilities and Capital</b>		<b>\$251,722</b>	<b>\$223,464</b>

**Note: Total liabilities and Capital must match total assets for the beginning and end of the year!**

Tortolita Water Company, Inc.  
Annual Report  
Water Comparative Income Statement  
12/31/20

<b>Water Comparative Income Statement</b>			
Account No.	Calendar Year	Current Year 01/01/2020 - 12/31/2020	Last Year 01/01/2019 - 12/31/2019
	<b>Operating Revenue</b>		
461	Metered Water Revenue	\$14,635	\$10,688
460	Unmetered Water Revenue	0	0
462	Fire Protection Revenue	0	0
469	Guaranteed Revenues (Surcharges)	0	0
471	Miscellaneous Service Revenues	0	0
474	Other Water Revenue	75	420
	<b>Total Revenues</b>	<b>\$14,710</b>	<b>\$11,108</b>
	<b>Operating Expenses</b>		
601	Salaries and Wages	\$3,388	\$0
604	Employee Pensions and Benefits	0	0
610	Purchased Water	0	0
615	Purchased Power	4,068	2,533
616	Fuel for Power Production	0	0
618	Chemicals	0	0
620	Materials and Supplies	23	21
620.1	Repairs and Maintenance	100	0
620.2	Office Supplies and Expense	654	775
630	Contractual Services	9,315	4,975
631	Contractual Services - Engineering	0	0
632	Contractual Services - Accounting	0	569
633	Contractual Services - Legal	0	0
634	Contractual Services - Management Fees	0	0
635	Contractual Services - Water Testing	2,193	0
636	Contractual Services - Other	408	0
640	Rents	0	0
641	Rental of Building/Real Property	0	0
642	Rental of Equipment	0	0
650	Transportation Expenses	150	0
656	Insurance - Vehicles	0	0
657	Insurance - General Liability	113	108
658	Insurance - Worker's Comp	0	0
657.1	Insurance - Health and Life	0	0
660	Advertising	0	0
665	Regulatory Commission Expense - Rate	0	0
667	Regulatory Commission Expense - Other	0	0
670	Bad Debt Expense	2	0
675	Miscellaneous Expense	926	0
403	Depreciation Expense (From Schedule AR4)	12,010	9,337
408	Taxes Other Than Income	642	0
408.11	Property Taxes	87	87
408.12	Payroll Taxes	0	50
409	Income Taxes	(951)	0
427.1	Customer Security Deposit Interest	0	0
	<b>Total Operating Expenses</b>	<b>\$33,130</b>	<b>\$18,455</b>
	<b>Operating Income / (Loss)</b>	<b>(\$18,419)</b>	<b>(\$7,347)</b>
	<b>Other Income / (Expense)</b>		
414	Gain/Loss on Dispositions	0	0
419	Interest and Dividend Income	0	0
421	Non-Utility Income	0	0
426	Miscellaneous Non-Utility (Expense)	0	0
427	Interest (Expense)	0	0
	<b>Total Other Income / (Expense)</b>	<b>\$0</b>	<b>\$0</b>
	<b>Net Income / (Loss)</b>	<b>(\$18,419)</b>	<b>(\$7,347)</b>



Tortolita Water Company, Inc.  
 Annual Report  
 Full time equivalent employees  
 12/31/20

**Full time equivalent employees**

	Direct Company	Allocated	Outside service	Total
President	0.0	0.0	0.0	0.0
Vice-president	0.0	0.0	0.0	0.0
Manager	0.0	0.0	0.0	0.0
Engineering Staff	0.0	0.0	0.0	0.0
System Operator(s)	0.0	0.0	0.0	0.0
Meter reader	0.0	0.0	0.0	0.0
Customer Service	0.0	0.0	0.0	0.0
Accounting	0.0	0.0	0.0	0.0
Business Office	0.0	0.0	0.0	0.0
Rates Department	0.0	0.0	0.0	0.0
Administrative Staff	GWR acquired in	late 2020. Prior	ownership FTEs	0.0
Other	unknown. GWR	will update	in 2021.	0.0
<b>Total</b>	0.0	0.0	0.0	0.0

<b>Supplemental Financial Data (Long-Term Debt)</b>				
	Loan #1	Loan #2	Loan #3	Loan #4
Date Issued	N/A	N/A	N/A	N/A
Source of Loan	N/A	N/A	N/A	N/A
ACC Decision No.	N/A	N/A	N/A	N/A
Reason for Loan	N/A	N/A	N/A	N/A
Dollar Amt. Issued	N/A	N/A	N/A	N/A
Amount Outstanding	N/A	N/A	N/A	N/A
Date of Maturity	N/A	N/A	N/A	N/A
Interest Rate	N/A	N/A	N/A	N/A
Current Year Interest	N/A	N/A	N/A	N/A
Current Year Principal	N/A	N/A	N/A	N/A

Meter Deposit Balance at Test Year End:	\$0
---	-----

Meter Deposits Refunded During the Test Year:	\$0
---	-----

**List all bonds, notes, loans, and other types of indebtedness in which the proceeds were used in the provision of public utility service. Indebtedness incurred for personal uses by the owner of the utility should not be listed. Input 0 or none if there is nothing to report for that cell.**

**Well and Water Usage**

Name of the System:		TORTOLITA WATER COMPANY INC									
ADEQ Public Water System Number:		AZ0410154									
ADWR PCC Number:		91-000457.0000									
Well registry 55# (55-XXXXXX):	Pump Horsepower	Pump Yield (gpm)	Casing Depth (feet)	Casing Diameter (inches)	Pump Motor Type **	Year Drilled	Water level 2010	Water level 2020	Meter Size (inches)	How measured:	Active
55-801242	5	22	700	8	Submersible	1970	NA	NA	1	Metered	Yes
0	0	0	0	0	0	0	0	0	0	0	0
0	0	0	0	0	0	0	0	0	0	0	0
0	0	0	0	0	0	0	0	0	0	0	0
0	0	0	0	0	0	0	0	0	0	0	0
0	0	0	0	0	0	0	0	0	0	0	0
0	0	0	0	0	0	0	0	0	0	0	0
0	0	0	0	0	0	0	0	0	0	0	0
0	0	0	0	0	0	0	0	0	0	0	0
0	0	0	0	0	0	0	0	0	0	0	0
0	0	0	0	0	0	0	0	0	0	0	0
0	0	0	0	0	0	0	0	0	0	0	0
0	0	0	0	0	0	0	0	0	0	0	0
0	0	0	0	0	0	0	0	0	0	0	0
0	0	0	0	0	0	0	0	0	0	0	0
0	0	0	0	0	0	0	0	0	0	0	0
0	0	0	0	0	0	0	0	0	0	0	0
0	0	0	0	0	0	0	0	0	0	0	0
0	0	0	0	0	0	0	0	0	0	0	0
0	0	0	0	0	0	0	0	0	0	0	0

Name of system water delivered to:	NA
ADWR PCC Number:	NA
Source of water delivered to another system	NA
Name of system water received from:	NA
ADWR PCC Number:	NA
Source of water received	NA
Well registry 55# (55-XXXXXX):	NA

Month	Water withdrawn (gallons) <sup>1</sup>	Water sold (gallons) <sup>2</sup>	Water delivered (sold) to other systems (gallons) <sup>3</sup>	Water received (purchased) from other systems (gallons) <sup>4</sup>	Estimated authorized use (gallons) <sup>5</sup>	Purchased Power Expense <sup>6</sup>	Purchased Power (kWh) <sup>7</sup>
January	119,096.00	117,164.00	0.00	0.00	0.00	unknown	unknown
February	107,028.00	106,968.00	0.00	0.00	0.00	unknown	unknown
March	105,909.00	102,975.00	0.00	0.00	0.00	unknown	unknown
April	117,515.00	118,275.00	0.00	0.00	0.00	unknown	unknown
May	174,535.00	162,455.00	0.00	0.00	0.00	unknown	unknown
June	187,316.00	187,855.00	0.00	0.00	0.00	unknown	unknown
July	172,306.00	173,286.00	0.00	0.00	0.00	unknown	unknown
August	264,878.00	269,406.00	0.00	0.00	0.00	unknown	unknown
September	172,390.00	170,446.00	0.00	0.00	0.00	unknown	unknown
October	191,297.00	190,329.30	0.00	0.00	0.00	unknown	unknown
November	180,149.00	180,226.70	0.00	0.00	0.00	unknown	unknown
December	166,320.00	159,738.00	0.00	0.00	0.00	100	276
<b>Totals</b>	<b>1,958,739.00</b>	<b>1,939,124.00</b>	<b>0.00</b>	<b>0.00</b>	<b>0.00</b>	<b>\$100</b>	<b>276</b>

**If applicable, in the space below please provide a description for all un-metered water use along with amounts:**

Global Water Resources acquired Tortolita at the end of 2020. We do not have historical electric bills up until the point we took over the well and began receiving bills in December 2020. No estimated usage provided by previous ownership.

1 Water withdrawn - Total gallons of water withdrawn from pumped sources.  
 2 Water sold - Total gallons from customer meters, and other sales such as construction water.  
 3 Water delivered (sold) to other systems - Total gallons of water delivered to other systems.  
 4 Water received (purchased) from other systems - Total gallons of water purchased/received from other systems.  
 5 Estimated authorized use - Total estimated gallons from authorized metered or unmetered use. Authorized uses such as flushing (mains, services and hydrants) draining/cleaning tanks, process, construction, fire fighting, etc. Non-authorized use (real losses) are service line breaks and leaks, water main breaks, meter inaccuracies and theft.  
 6 Enter the total purchased power costs for the power meters associated with this system.  
 7 Enter the total purchased kWh used by the power meters associated with this system.

Water Utility Plant Description	
Name of the System:	TORTOLITA WATER COMPANY INC
ADEQ Public Water System Number:	AZ0410154
ADWR PCC Number:	91-000457.0000

MAINS		
Sizes (inches)	Material	Length (feet)
1.00	Ductile Iron	43
8.00	Ductile Iron	38
12.00	Ductile Iron	60
6.00	PVC	1,500
8.00	PVC	2,500
0.00	NA	0
0.00	NA	0
0.00	NA	0
0.00	NA	0
0.00	NA	0
0.00	NA	0
0.00	NA	0
0.00	NA	0
0.00	NA	0
0.00	NA	0
0.00	NA	0

CUSTOMER METERS			
Size (inches)	Quantity	Percent over 1,00,000 gallons	Percent over 10 years old
5/8 X 3/4	1	0%	0%
1	21	0%	0%
NA	0	0%	0%
NA	0	0%	0%
NA	0	0%	0%
NA	0	0%	0%
NA	0	0%	0%
NA	0	0%	0%
NA	0	0%	0%
NA	0	0%	0%
NA	0	0%	0%
NA	0	0%	0%
NA	0	0%	0%
NA	0	0%	0%
NA	0	0%	0%
NA	0	0%	0%
NA	0	0%	0%
NA	0	0%	0%
NA	0	0%	0%
NA	0	0%	0%
NA	0	0%	0%

SERVICE LINES		
Material	Percent of system	Year installed
NA	100%	2003
NA	0%	0
NA	0%	0
NA	0%	0
NA	0%	0

BOOSTER PUMPS		
Horsepower	GPM	Quantity
3	500	2
40	Unknown	2
0	0	0
0	0	0

FIRE HYDRANTS	
Type	Quantity
Standard *	5
Other	0

STORAGE TANKS			
Capacity (gallons)	Material	Quantity	Year installed
15,000	Welded Steel	2	2006
0	NA	0	0
0	NA	0	0
0	NA	0	0
0	NA	0	0
0	NA	0	0

PRESSURE/BLADDER TANKS			
Capacity (gallons)	Material	Quantity	Year installed
2,000	Steel	1	2006
0	NA	0	0
0	NA	0	0
0	NA	0	0
0	NA	0	0
0	NA	0	0

\* A standard fire hydrant has two 2.5 inch hose connection nozzles with 7.5 threads per inch, and one 4.5 inch pumper connection nozzle with 4 threads per inch.

<b>Water Utility Plant Description (Continued)</b>
--

For the following three items, list the utility owned assets in each category for each system.

<b>TREATMENT EQUIPMENT:</b>	Chlorination added in early 2021.
<b>STRUCTURES:</b>	Block Wall at water distribution site
<b>OTHER:</b>	NA

**Provide a calculation used to determine the value of one water equivalent residential connection (ERC).**

Use one of the following methods:

- (a) If actual flow data are available from the preceding 12 months, divide the total annual single family residence (SFR) gallons sold by the average number of single family residence customers for the same period and divide the result by 365
- (b) If no historical flow data are available, use:  
 $ERC = ( \text{Total SFR gallons sold (Omit 000)} / 365 \text{ days} / 350 \text{ gallons per day} )$

ERC 

295
-----

  
 Method used: 

(a)
-----

Customer and Other Information	
Name of the System:	TORTOLITA WATER COMPANY INC
ADEQ Public Water System Number:	AZ0410154
ADWR PCC Number:	91-000457.0000

Month	Number of Customers				
	Single-Family	Multi-Family	Commercial	Turf/Irrigation	Other Non-Residential
January	20	0	0	0	0
February	20	0	0	0	0
March	21	0	0	0	0
April	21	0	0	0	0
May	21	0	0	0	0
June	21	0	0	0	0
July	21	0	0	0	0
August	21	0	0	0	0
September	21	0	0	0	0
October	21	0	0	0	0
November	21	0	0	0	0
December	21	0	0	0	0

If the system has fire hydrants, what is the fire flow requirements?  GPM for  hrs.

Does the system have chlorination treatment?

Does the Company have an ADWR Gallons Per Capita Per Day (GPCPD) requirement?   
 If yes, provide the GPCPD amount:

Is the Water Utility located in an ADWR Active Management Area (AMA)?   
 If yes, which AMA?

What is the present system connection capacity (in ERCs \*) using existing lines?

What is the future system connection capacity (in ERCs \*) upon service area buildout?

Describe any plans and estimated completion dates for any enlargements or improvements of this system.

\* an ERC is based on the calculation on the bottom of AR9 page 12.

Tortolita Water Company, Inc.  
**Annual Report**  
 Utility Shutoffs / Disconnects  
 12/31/20

<b>Utility Shutoffs / Disconnects</b>	
Name of the System:	TORTOLITA WATER COMPANY INC
ADEQ Public Water System Number:	AZ0410154
ADWR PCC Number:	91-000457.0000

Month	Termination without Notice R14-2-410.B	Termination with Notice R14-2-410.C	Other
January	0	0	0
February	0	0	0
March	0	0	0
April	0	0	0
May	0	0	0
June	0	0	0
July	0	0	0
August	0	0	0
September	0	0	0
October	0	0	0
November	0	0	0
December	0	0	0
<b>Total</b>	<b>0</b>	<b>0</b>	<b>0</b>

**Other (description):** 0

**Instructions:** Fill out the Grey Cells with the relevent information. Input 0 or none if there is nothing recorded in that account or there is no applicable information to report.

Tortolita Water Company, Inc.  
Annual Report  
Property Taxes  
12/31/20

Property Taxes	
----------------	--

Amount of actual property taxes paid during Calendar Year 2020 was	
--	--

\$71
------

If no property taxes paid, explain why.
---

N/A
-----

<b>Instructions:</b> Fill out the Grey Cells with the relevant information. Input 0 or none if there is nothing recorded in that account or there is no applicable information to report.
---



**Verification and Sworn Statement (Taxes)**

Verification: State of Arizona I, the undersigned of the  
(state name)

County of (county name): Maricopa  
Name (owner or official) title: Joanne Ellsworth  
Company name: Tortolita Water Company, Inc.

DO SAY THAT THIS ANNUAL UTILITY PROPERTY TAX AND SALES TAX REPORT TO THE ARIZONA CORPORATION COMMISSION.

FOR THE YEAR ENDING: 12/31/20

HAS BEEN PREPARED UNDER MY DIRECTION, FROM THE ORIGINAL BOOKS, PAPERS AND RECORDS OF SAID UTILITY; THAT I HAVE CAREFULLY EXAMINED THE SAME, AND DECLARE THE SAME TO BE A COMPLETE AND CORRECT STATEMENT OF BUSINESS AND AFFAIRS OF SAID UTILITY FOR THE PERIOD COVERED BY THIS REPORT IN RESPECT TO EACH AND EVERY MATTER AND THING SET FORTH, TO THE BEST OF MY KNOWLEDGE, INFORMATION AND BELIEF.

Sworn Statement: I HEREBY ATTEST THAT ALL PROPERTY TAXES FOR SAID COMPANY ARE CURRENT AND PAID IN FULL.

I HEREBY ATTEST THAT ALL SALES TAXES FOR SAID COMPANY ARE CURRENT AND PAID IN FULL.

*Joanne Ellsworth*  
signature of owner/official

480-999-5247

telephone no.

SUBSCRIBED AND SWORN TO BEFORE ME A NOTARY PUBLIC  
IN AND FOR THE COUNTY

MARICOPA

(county name)

THIS 15th DAY OF

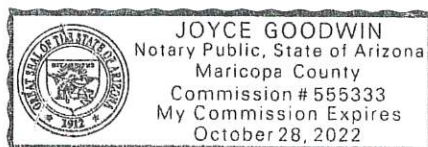
April, 2021

(month) and (year)

MY COMMISSION EXPIRES

October 28, 2022

(date)



*[Signature]*  
(signature of notary public)

**Verification and Sworn Statement**

**Verification:**

State of Arizona I, the undersigned of the  
(state name)  
County of (county name): Maricopa  
Name (owner or official) title: Joanne Ellsworth  
Company name: Tortolita Water Company, Inc.

DO SAY THAT THIS ANNUAL UTILITY PROPERTY TAX AND SALES TAX REPORT TO THE ARIZONA CORPORATION COMMISSION.

FOR THE YEAR ENDING: 12/31/20

HAS BEEN PREPARED UNDER MY DIRECTION, FROM THE ORIGINAL BOOKS, PAPERS AND RECORDS OF SAID UTILITY; THAT I HAVE CAREFULLY EXAMINED THE SAME, AND DECLARE THE SAME TO BE A COMPLETE AND CORRECT STATEMENT OF BUSINESS AND AFFAIRS OF SAID UTILITY FOR THE PERIOD COVERED BY THIS REPORT IN RESPECT TO EACH AND EVERY MATTER AND THING SET FORTH, TO THE BEST OF MY KNOWLEDGE, INFORMATION AND BELIEF.

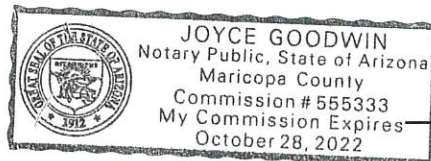
**Sworn Statement:** IN ACCORDANCE WITH THE REQUIREMENTS OF TITLE 40, ARTICLE 8, SECTION 40-401, ARIZONA REVISED STATUTES, IT IS HEREIN REPORTED THAT THE GROSS OPERATING REVENUE OF SAID UTILITY DERIVED FROM ARIZONA INTRASTATE UTILITY OPERATIONS DURING THE CALENDAR YEAR WAS:

Arizona Intrastate Gross Operating Revenues Only (\$)  
\$15,423  
(The amount in the box above includes  
\$712 in sales taxes  
billed or collected)

Joanne Ellsworth  
signature of owner/official  
480-999-5247  
telephone no.

SUBSCRIBED AND SWORN TO BEFORE ME A NOTARY PUBLIC  
IN AND FOR THE COUNTY MARICOPA  
(county name)  
THIS 15th DAY OF April, 2021  
(month) and (year)

MY COMMISSION EXPIRES October 28, 2022  
(date)



[Signature]  
(signature of notary public)

**Verification and Sworn Statement (Residential Revenue)**

**Verification:**

State of Arizona I, the undersigned of the  
(state name)

County of (county name): Maricopa  
Name (owner or official) title: Joanne Ellsworth  
Company name: Tortolita Water Company, Inc.

DO SAY THAT THIS ANNUAL UTILITY PROPERTY TAX AND SALES TAX REPORT TO THE ARIZONA CORPORATION COMMISSION.

FOR THE YEAR ENDING: 12/31/20

HAS BEEN PREPARED UNDER MY DIRECTION, FROM THE ORIGINAL BOOKS, PAPERS AND RECORDS OF SAID UTILITY; THAT I HAVE CAREFULLY EXAMINED THE SAME, AND DECLARE THE SAME TO BE A COMPLETE AND CORRECT STATEMENT OF BUSINESS AND AFFAIRS OF SAID UTILITY FOR THE PERIOD COVERED BY THIS REPORT IN RESPECT TO EACH AND EVERY MATTER AND THING SET FORTH, TO THE BEST OF MY KNOWLEDGE, INFORMATION AND BELIEF.

**Sworn Statement:** IN ACCORDANCE WITH THE REQUIREMENTS OF TITLE 40, ARTICLE 8, SECTION 40-401, ARIZONA REVISED STATUTES, IT IS HEREIN REPORTED THAT THE GROSS OPERATING REVENUE OF SAID UTILITY DERIVED FROM ARIZONA INTRASTATE UTILITY OPERATIONS RECEIVED FROM RESIDENTIAL CUSTOMERS DURING THE CALENDAR YEAR WAS:

Arizona Intrastate Gross Operating Revenues Only (\$)

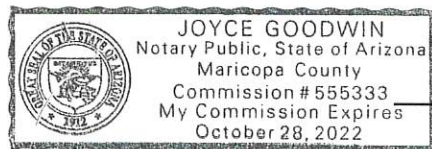
\$15,423  
(The amount in the box above includes  
\$712 in sales taxes  
billed or collected)

Joanne Ellsworth  
signature of owner/official  
480-999-5247  
telephone no.

SUBSCRIBED AND SWORN TO BEFORE ME A NOTARY PUBLIC  
IN AND FOR THE COUNTY MARICOPA  
(county name)

THIS 15th DAY OF April, 2021  
(month) and (year)

MY COMMISSION EXPIRES October 28, 2022  
(date)



[Signature]  
(signature of notary public)

Tortolita Water Company, Inc.  
Annual Report  
Gross-up Sharing Method for Income Tax Statement of Certification  
12/31/20

**Gross-up Sharing Method for Income Tax Statement of Certification**

**Verification:**

State of Arizona I, the undersigned of the  
(state name)

County of (county name): Maricopa  
Name (owner or official) title: Joanne Ellsworth  
Company name: Tortolita Water Company, Inc.

FOR THE YEAR ENDING: 12/31/20

**Sworn Statement:**


IN ACCORDANCE WITH THE REQUIREMENTS OF DECISION NO. 77084, BECAUSE THE UTILITY REQUIRES THE GROSS UP OF ADVANCES AND CONTRIBUTIONS, I HEREBY STATE THAT THE UTILITY HAS INCURRED OR IS EXPECTED TO INCUR A NET INCREASE IN CURRENT INCOME TAX EXPENSE OR A DECREASE IN DEFERRED TAX ASSET FOR A CARRY FORWARD ACCORDING TO GAAP IN AN AMOUNT EQUAL TO OR GREATER THAN THE AMOUNT OF THE REQUIRED GROSS UP PAID BY DEVELOPERS IN THE PERIOD COVERED BY THIS ANNUAL REPORT.

Joanne Ellsworth  
signature of owner/official  
480-999-5247  
telephone no.

SUBSCRIBED AND SWORN TO BEFORE ME A NOTARY PUBLIC  
IN AND FOR THE COUNTY MARICOPA  
(county name)

THIS 15th DAY OF April, 2021  
(month) and (year)

MY COMMISSION EXPIRES October 28, 2022  
(date)



[Signature]  
(signature of notary public)