

ANNUAL REPORT

Of

Company Name:
c/o Global Water Resources, Inc.
Mailing Address: 21410 N 19th Ave., Ste. 220
Phoenix AZ
85027
Docket No.: W-02301A
For the Year Ended:

WATER UTILITY

To

Arizona Corporation Commission

Due on April 15th

Email: Util-Compliance@azcc.gov, mail or deliver the completed Annual Report to:
Arizona Corporation Commission
Compliance Section - Utilities Division
1200 West Washington Street
Phoenix, Arizona 85007

Application Type:
Application Date:

ARIZONA CORPORATION COMMISSION
WATER UTILITY ANNUAL REPORT
Global Water - Tortolita Water Company, Inc.
A Class Utility

For the Calendar Year Ended: 12/31/22

Primary Address:
City: State: Zip Code:

Telephone Number:

Date of Original Organization of Utility:

Person to whom correspondence should be addressed concerning this report:

Name:
Telephone No. :
Address:
City: State: Zip Code:
Email:

Regulatory Contact

Name:
Telephone No. :
Address:
City: State: Zip Code:
Email:

On-Site Manager

Name:
Telephone No. :
Address:
City: State: Zip Code:
Email:

Attorney

Name:
Telephone No. :
Address:
City: State: Zip Code:
Email:

Statutory Agent

Name:
Telephone No. :
Address:
City: State: Zip Code:
Email:

Ownership:

Counties Served:

Important changes during the year
--

No	For those companies not subject to the affiliated interest rules, has there been a change in ownership or direct control during the year?
	If yes, please provide specific details in the box below.
	No change in ownership or direct control.

No	Has the company been notified by any other regulatory authorities during the year, that they are out of compliance?
	If yes, please provide specific details in the box below.
	No notification by any other regulatory authorities during the year that the company is out of compliance.

Utility Plant in Service (Water)							
Account No.	Description	Beginning Year Original Cost	Current Year Additions	Current Year Retirements	Adjusted Original Cost	Accumulated Depreciation	OCLD (OC less AD)
301	Organization	\$0	\$0	\$0	\$0	\$0	\$0
302	Franchises	0	0	0	0	0	0
303	Land and Land Rights	0	0	0	0	0	0
304	Structures and Improvements	127,338	0	15,799	111,539	51,339	60,201
305	Collecting & Improving Reservoirs	0	0	0	0	0	0
306	Lake, River, Canal Intakes	0	0	0	0	0	0
307	Wells and Springs	1,600	30,288	0	31,888	585	31,303
308	Infiltration Galleries	0	0	0	0	0	0
309	Supply Mains	0	0	0	0	0	0
310	Power Generation Equipment	0	0	0	0	0	0
311	Pumping Equipment	68,091	1,528	0	69,619	64,565	5,054
320	Water Treatment Equipment	7,367	0	0	7,367	368	6,999
320.1	Water Treatment Plants	0	0	0	0	0	0
320.2	Solution Chemical Feeders	0	0	0	0	0	0
320.3	Point-of-Use Treatment Devices	0	0	0	0	0	0
330	Distribution Reservoirs and Standpipes	0	0	0	0	0	0
330.1	Storage Tanks	37,995	0	0	37,995	13,552	24,443
330.2	Pressure Tanks	25,271	0	0	25,271	19,535	5,736
331	Transmission and Distribution Mains	101,500	0	0	101,500	32,675	68,825
333	Services	21,605	27,744	0	49,349	7,986	41,363
334	Meters and Meter Installations	19,492	2,312	12,081	9,723	(1,334)	11,057
335	Hydrants	11,888	0	0	11,888	3,827	8,061
336	Backflow Prevention Devices	1,390	0	0	1,390	139	1,251
339	Other Plant and Misc. Equipment	1,184	0	0	1,184	118	1,065
340	Office Furniture and Equipment	23	55	0	79	11	68
340.1	Computer & Software	315	114	0	429	219	210
341	Transportation Equipment	0	0	0	0	(0)	0
342	Stores Equipment	0	0	0	0	0	0
343	Tools, Shop and Garage Equipment	1,095	0	0	1,095	82	1,013
344	Laboratory Equipment	0	0	0	0	0	0
345	Power Operated Equipment	0	0	0	0	0	0
346	Communication Equipment	0	0	0	0	0	(0)
347	Miscellaneous Equipment	0	0	0	0	0	0
348	Other Tangible Plant	0	0	0	0	0	0
	Totals	\$426,153	\$62,041	\$27,879	\$460,315	\$193,665	\$266,649

Global Water - Tortolita Water Company, Inc.
Annual Report
Depreciation Expense for the Current Year (Water)
12/31/22

Depreciation Expense for the Current Year (Water)									
Account No.	Description	Beginning Year Original Cost	Current Year Additions	Current Year Retirements	Adjusted Original Cost	Fully Depreciated/Non-depreciable Plant	Depreciable Plant	Depreciation Percentages	Depreciation Expense
301	Organization	\$0	\$0	\$0	\$0	\$0	\$0	0.00%	\$0
302	Franchises	0	0	0	0	0	0	0.00%	0
303	Land and Land Rights	0	0	0	0	0	0	0.00%	0
304	Structures and Improvements	127,338	0	15,799	111,539	0	111,539	3.33%	2,185
305	Collecting & Improving Reservoirs	0	0	0	0	0	0	0.00%	0
306	Lake, River, Canal Intakes	0	0	0	0	0	0	0.00%	0
307	Wells and Springs	1,600	30,288	0	31,888	0	31,888	3.33%	558
308	Infiltration Galleries	0	0	0	0	0	0	0.00%	0
309	Supply Mains	0	0	0	0	0	0	0.00%	0
310	Power Generation Equipment	0	0	0	0	0	0	0.00%	0
311	Pumping Equipment	68,091	1,528	0	69,619	63,634	5,985	12.50%	653
320	Water Treatment Equipment	7,367	0	0	7,367	0	7,367	3.33%	246
320.1	Water Treatment Plants	0	0	0	0	0	0	0.00%	0
320.2	Solution Chemical Feeders	0	0	0	0	0	0	0.00%	0
320.3	Point-of-Use Treatment Devices	0	0	0	0	0	0	0.00%	0
330	Distribution Reservoirs and Standpipes	0	0	0	0	0	0	0.00%	0
330.1	Storage Tanks	37,995	0	0	37,995	0	37,995	2.22%	575
330.2	Pressure Tanks	25,271	0	0	25,271	0	25,271	5.00%	328
331	Transmission and Distribution Mains	101,500	0	0	101,500	0	101,500	2.00%	1,449
333	Services	21,605	27,744	0	49,349	0	49,349	3.33%	965
334	Meters and Meter Installations	19,492	2,312	12,081	9,723	6,136	3,587	8.33%	1,014
335	Hydrants	11,888	0	0	11,888	0	11,888	2.00%	170
336	Backflow Prevention Devices	1,390	0	0	1,390	0	1,390	6.67%	93
339	Other Plant and Misc. Equipment	1,184	0	0	1,184	0	1,184	6.67%	79
340	Office Furniture and Equipment	23	55	0	79	0	79	6.67%	7
340.1	Computer & Software	315	114	0	429	0	429	20.00%	138
341	Transportation Equipment	0	0	0	0	0	0	0.00%	0
342	Stores Equipment	0	0	0	0	0	0	0.00%	0
343	Tools, Shop and Garage Equipment	1,095	0	0	1,095	0	1,095	5.00%	55
344	Laboratory Equipment	0	0	0	0	0	0	0.00%	0
345	Power Operated Equipment	0	0	0	0	0	0	0.00%	0
346	Communication Equipment	0	0	0	0	0	0	0.00%	0
347	Miscellaneous Equipment	0	0	0	0	0	0	0.00%	0
348	Other Tangible Plant	0	0	0	0	0	0	0.00%	0
	Subtotal	\$426,153	\$62,041	\$27,879	\$460,315	\$69,770	\$390,545		\$8,513

Contribution(s) in Aid of Construction (Gross)	\$381,919
Less: Non Amortizable Contribution(s)	0
Fully Amortized Contribution(s)	0
Amortizable Contribution(s)	\$381,919
Times: Proposed Amortization Rate	2.18%
Amortization of CIAC	\$4,953

Less: Amortization of CIAC \$4,953

DEPRECIATION EXPENSE **\$3,560**

Global Water - Tortolita Water Company, Inc.
Annual Report
Balance Sheet Assets
12/31/22

Balance Sheet Assets				
	Assets		Balance at Beginning of Year (2022)	Balance at End of Year (2022)
Account No.	Current and Accrued Assets			
131	Cash		\$0	\$0
132	Special Deposits		0	0
133	Other Special Deposits		0	0
134	Working Funds		0	0
135	Temporary Cash Investments		0	0
141	Customer Accounts Receivable		147	284
142	Other Accounts Receivable		0	0
143	Accumulated Provision for Uncollectable Accounts		(1)	(26)
146	Notes Receivable from Associated Companies		0	0
151	Plant Material and Supplies		0	0
162	Prepayments		0	0
173	Accrued Utility Revenue		770	910
174	Miscellaneous Current and Accrued Assets		0	0
	Total Current and Accrued Assets		\$916	\$1,169
	Deferred Debits			
186.1	Deferred Rate Case Expense		\$0	\$0
190	Accumulated Deferred Income Taxes		0	1,306
	Total Deferred Debits		\$0	\$1,306
Account No.	Fixed Assets			
101	Utility Plant in Service*		\$426,153	\$460,315
103	Property Held for Future Use		0	0
105	Construction Work in Progress		2,266	42,606
108	Accumulated Depreciation (enter as negative)*		(212,040)	(193,665)
121	Non-Utility Property		0	0
122	Accumulated Depreciation - Non Utility		0	0
	Total Fixed Assets		\$216,379	\$309,255
	Other Fixed Assets			
114	Utility Plant Acquisition Adjustments		\$20,923	\$20,923
	Total Other Fixed Assets		\$20,923	\$20,923
	Total Assets		\$238,217	\$332,652

*Note these items feed automatically from AR3 UPIS Page 4

Global Water - Tortolita Water Company, Inc.
Annual Report
Balance Sheet Liabilities and Owners Equity

Balance Sheet Liabilities and Owners Equity				
	Liabilities		Balance at Beginning of Year (2022)	Balance at End of Year (2022)
Account No.	Current Liabilities			
231	Accounts Payable		\$154	(\$119)
232	Notes Payable (Current Portion)		0	0
234	Notes Payable to Associated Companies		0	0
235	Customer Deposits		190	150
236	Accrued Taxes, Income Taxes		39	43
237	Accrued Interest		5	3
241	Miscellaneous Current and Accrued Liabilities		4,670	1,370
242	Miscellaneous Current and Accrued Liabilities		0	0
	Total Current Liabilities		\$5,058	\$1,448
	Long Term Debt			
224	Long Term Debt (Notes and Bonds)		\$0	\$0
	Deferred Credits			
251	Unamortized Premium on Debt		\$0	\$0
252	Advances in Aid of Construction		690	1,221
253	Other Deferred Credits		0	0
255	Accumulated Deferred Investment Tax Credits		0	0
271	Contributions in Aid of Construction		381,919	381,919
272	Less: Amortization of Contributions		(203,141)	(208,095)
281	Accumulated Deferred Income Tax		52,892	46,262
	Total Deferred Credits		\$232,359	\$221,308
	Total Liabilities		\$237,417	\$222,755
	Capital Accounts			
201	Common Stock Issued		\$0	\$0
211	Other Paid-In Capital		13,917	126,988
215	Retained Earnings		(13,117)	(17,091)
218	Proprietary Capital (Sole Props and Partnerships)		0	0
	Total Capital		\$800	\$109,897
	Total Liabilities and Capital		\$238,217	\$332,652

Note: Total liabilities and Capital must match total assets for the beginning and end of the year!

Global Water - Tortolita Water Company, Inc.
Annual Report
Water Comparative Income Statement
12/31/22

Water Comparative Income Statement			
Account No.	Calendar Year	Current Year 01/01/2022 - 12/31/2022	Last Year 01/01/2021 - 12/31/2021
	Operating Revenue		
461	Metered Water Revenue	\$15,579	\$16,985
460	Unmetered Water Revenue	0	0
462	Fire Protection Revenue	0	0
469	Guaranteed Revenues (Surcharges)	0	0
471	Miscellaneous Service Revenues	0	0
474	Other Water Revenue	77	33
	Total Revenues	\$15,656	\$17,018
	Operating Expenses		
601	Salaries and Wages	\$3,954	\$3,278
604	Employee Pensions and Benefits	435	559
610	Purchased Water	0	0
615	Purchased Power	4,570	4,892
616	Fuel for Power Production	0	0
618	Chemicals	0	160
620	Materials and Supplies	118	8
620.1	Repairs and Maintenance	(921)	8,223
620.2	Office Supplies and Expense	312	279
630	Contractual Services	0	0
631	Contractual Services - Engineering	0	0
632	Contractual Services - Accounting	287	1,795
633	Contractual Services - Legal	73	158
634	Contractual Services - Management Fees	0	0
635	Contractual Services - Water Testing	764	998
636	Contractual Services - Other	3,522	4,645
640	Rents	0	0
641	Rental of Building/Real Property	123	78
642	Rental of Equipment	7	2
650	Transportation Expenses	127	35
656	Insurance - Vehicles	0	0
657	Insurance - General Liability	260	609
658	Insurance - Worker's Comp	38	39
657.1	Insurance - Health and Life	0	0
660	Advertising	6	7
665	Regulatory Commission Expense - Rate	0	0
667	Regulatory Commission Expense - Other	235	39
670	Bad Debt Expense	25	175
675	Miscellaneous Expense	1,769	2,101
403	Depreciation Expense (From Schedule AR4)	3,560	1,499
408	Taxes Other Than Income	82	132
408.11	Property Taxes	531	353
408.12	Payroll Taxes	294	180
409	Income Taxes	(1,506)	(3,362)
427.1	Customer Security Deposit Interest	9	5
	Total Operating Expenses	\$18,671	\$26,888
	Operating Income / (Loss)	(\$3,016)	(\$9,870)
	Other Income / (Expense)		
414	Gain/Loss on Dispositions	(\$992)	(\$198)
419	Interest and Dividend Income	0	0
421	Non-Utility Income	0	0
426	Miscellaneous Non-Utility (Expense)	(0)	(0)
427	Interest (Expense)	33	(25)
	Total Other Income / (Expense)	(\$959)	(\$224)
	Net Income / (Loss)	(\$3,975)	(\$10,094)

Global Water - Tortolita Water Company, Inc.
 Annual Report
 Full time equivalent employees
 12/31/22

Full time equivalent employees

	Direct Company	Allocated	Outside service	Total
President	0.0	0.0	0.0	0.0
Vice-president	0.0	0.0	0.0	0.0
Manager	0.0	0.0	0.0	0.0
Engineering Staff	0.0	0.0	0.0	0.0
System Operator(s)	0.0	0.0	0.0	0.0
Meter reader	0.0	0.0	0.0	0.0
Customer Service	0.0	0.0	0.0	0.0
Accounting	0.0	0.0	0.0	0.0
Business Office	0.0	0.0	0.0	0.0
Rates Department	0.0	0.0	0.0	0.0
Administrative Staff	0.0	0.0	0.0	0.0
Other	0.0	0.0	0.0	0.0
Total	0.0	0.1	0.0	0.1

Supplemental Financial Data (Long-Term Debt)				
	Loan #1	Loan #2	Loan #3	Loan #4
Date Issued	N/A	N/A	N/A	N/A
Source of Loan	N/A	N/A	N/A	N/A
ACC Decision No.	N/A	N/A	N/A	N/A
Reason for Loan	N/A	N/A	N/A	N/A
Dollar Amt. Issued	N/A	N/A	N/A	N/A
Amount Outstanding	N/A	N/A	N/A	N/A
Date of Maturity	N/A	N/A	N/A	N/A
Interest Rate	N/A	N/A	N/A	N/A
Current Year Interest	N/A	N/A	N/A	N/A
Current Year Principal	N/A	N/A	N/A	N/A

Meter Deposit Balance at Test Year End:	\$531
---	-------

Meter Deposits Refunded During the Test Year:	\$69
---	------

List all bonds, notes, loans, and other types of indebtedness in which the proceeds were used in the provision of public utility service. Indebtedness incurred for personal uses by the owner of the utility should not be listed. Input 0 or none if there is nothing to report for that cell.

Well and Water Usage											
Name of the System:		GLOBAL WATER - TORTOLITA WATER COMPANY INC									
ADEQ Public Water System Number:		AZ0410154									
ADWR PCC Number:		91-000457.0000									
Well registry 55# (55-XXXXXX):	Pump Horsepower	Pump Yield (gpm)	Casing Depth (feet)	Casing Diameter (inches)	Pump Motor Type **	Year Drilled	Water level 2012	Water level 2022	Meter Size (inches)	How measured:	Active
55-801242	5	38	700	8	Submersible	1970	NA	NA	1	Metered	Yes
0	0	0	0	0	0	0	0	0	0	0	0
0	0	0	0	0	0	0	0	0	0	0	0
0	0	0	0	0	0	0	0	0	0	0	0
0	0	0	0	0	0	0	0	0	0	0	0
0	0	0	0	0	0	0	0	0	0	0	0
0	0	0	0	0	0	0	0	0	0	0	0
0	0	0	0	0	0	0	0	0	0	0	0
0	0	0	0	0	0	0	0	0	0	0	0
0	0	0	0	0	0	0	0	0	0	0	0
0	0	0	0	0	0	0	0	0	0	0	0
0	0	0	0	0	0	0	0	0	0	0	0
0	0	0	0	0	0	0	0	0	0	0	0
0	0	0	0	0	0	0	0	0	0	0	0
0	0	0	0	0	0	0	0	0	0	0	0
0	0	0	0	0	0	0	0	0	0	0	0
0	0	0	0	0	0	0	0	0	0	0	0
0	0	0	0	0	0	0	0	0	0	0	0
0	0	0	0	0	0	0	0	0	0	0	0
0	0	0	0	0	0	0	0	0	0	0	0
0	0	0	0	0	0	0	0	0	0	0	0

Name of system water delivered to:	NA
ADWR PCC Number:	#N/A
Source of water delivered to another system	NA

Name of system water received from:	NA
ADWR PCC Number:	#N/A
Source of water received	NA
Well registry 55# (55-XXXXXX):	NA

Month	Water withdrawn (gallons)1	Water sold (gallons)2	Water delivered (sold) to other systems (gallons)3	Water received (purchased) from other systems (gallons)4	Estimated authorized use (gallons)5	Purchased Power Expense 6	Purchased Power (kWh)7
January	155,811.00	151,973.00	0.00	0.00	50.00	\$553	3,174
February	179,732.00	121,563.00	0.00	0.00	50.00	247	1,284
March	220,207.00	162,477.00	0.00	0.00	50.00	259	1,359
April	226,876.00	166,772.00	0.00	0.00	50.00	277	1,470
May	330,366.00	185,242.00	0.00	0.00	50.00	317	1,721
June	400,494.00	235,353.00	0.00	0.00	50.00	404	2,335
July	394,310.00	201,677.00	0.00	0.00	50.00	519	3,068
August	199,708.00	260,274.00	0.00	0.00	50.00	407	2,357
September	307,100.00	146,379.00	0.00	0.00	50.00	314	1,701
October	339,678.00	184,831.00	0.00	0.00	50.00	405	2,190
November	398,320.00	187,478.00	0.00	0.00	50.00	580	3,129
December	137,583.00	158,365.00	0.00	0.00	50.00	369	2,022
Totals	3,290,185.00	2,162,384.00	0.00	0.00	600.00	\$4,651	25,810

If applicable, in the space below please provide a description for all un-metered water use along with amounts:
Flushing prior to sampling = 600 gallons (or 50gallons/month)

- 1 Water withdrawn - Total gallons of water withdrawn from pumped sources.
- 2 Water sold - Total gallons from customer meters, and other sales such as construction water.
- 3 Water delivered (sold) to other systems - Total gallons of water delivered to other systems.
- 4 Water received (purchased) from other systems - Total gallons of water purchased/received from other systems.
- 5 Estimated authorized use - Total estimated gallons from authorized metered or unmetered use. Authorized uses such as flushing (mains, services and hydrants) draining/cleaning tanks, process, construction, fire fighting, etc. Non-authorized use (real losses) are service line breaks and leaks, water main breaks, meter inaccuracies and theft.
- 6 Enter the total purchased power costs for the power meters associated with this system.
- 7 Enter the total purchased kWh used by the power meters associated with this system.

Water Utility Plant Description	
Name of the System:	GLOBAL WATER - TORTOLITA WATER COMPANY INC
ADEQ Public Water System Number:	AZ0410154
ADWR PCC Number:	91-000457.0000

MAINS		
Sizes (inches)	Material	Length (feet)
1.00	Ductile Iron	43
2.00	Steel	26
6.00	Steel	20
6.00	PVC	1,500
8.00	Steel	113
8.00	PVC	2,500
12.00	Ductile Iron	60
NA	NA	0
NA	NA	0
NA	NA	0
NA	NA	0
NA	NA	0
NA	NA	0
NA	NA	0
NA	NA	0

CUSTOMER METERS			
Size (inches)	Quantity	Percent over 1,00,000 gallons	Percent over 10 years old
5/8 X 3/4	2	0%	0%
3/4	1	0%	0%
1	20	0%	0%
NA	0	0%	0%
NA	0	0%	0%
NA	0	0%	0%
NA	0	0%	0%
NA	0	0%	0%
NA	0	0%	0%
NA	0	0%	0%
NA	0	0%	0%
NA	0	0%	0%
NA	0	0%	0%
NA	0	0%	0%
NA	0	0%	0%
NA	0	0%	0%
NA	0	0%	0%
NA	0	0%	0%
NA	0	0%	0%
NA	0	0%	0%

SERVICE LINES		
Material	Percent of system	Year installed
Unknown	100%	NA
NA	0%	0
NA	0%	0
NA	0%	0
NA	0%	0

BOOSTER PUMPS		
Horsepower	GPM	Quantity
3	500	2
40	Unknown	2
0	0	0
0	0	0

FIRE HYDRANTS	
Type	Quantity
Standard *	5
Other	0

STORAGE TANKS			
Capacity (gallons)	Material	Quantity	Year installed
15,000	Welded Steel	2	2006
0	0	0	0
0	0	0	0
0	0	0	0
0	0	0	0
0	0	0	0

PRESSURE/BLADDER TANKS			
Capacity (gallons)	Material	Quantity	Year installed
2,000	Steel	1	2006
0	0	0	0
0	0	0	0
0	0	0	0
0	0	0	0
0	0	0	0

* A standard fire hydrant has two 2.5 inch hose connection nozzles with 7.5 threads per inch, and one 4.5 inch pumper connection nozzle with 4 threads per inch.

Water Utility Plant Description (Continued)
--

For the following three items, list the utility owned assets in each category for each system.

TREATMENT EQUIPMENT:	Chlorine injection system
STRUCTURES:	Block Wall around WDC
OTHER:	NA

Provide a calculation used to determine the value of one water equivalent residential connection (ERC).

Use one of the following methods:

- (a) If actual flow data are available from the preceding 12 months, divide the total annual single family residence (SFR) gallons sold by the average number of single family residence customers for the same period and divide the result by 365
- (b) If no historical flow data are available, use:
 $ERC = (\text{Total SFR gallons sold (Omit 000)} / 365 \text{ days} / 350 \text{ gallons per day})$

ERC	259
Method used:	(a)

Customer and Other Information	
Name of the System:	GLOBAL WATER - TORTOLITA WATER COMPANY INC
ADEQ Public Water System Number:	AZ0410154
ADWR PCC Number:	91-000457.0000

Month	Number of Customers				
	Single-Family	Multi-Family	Commercial	Turf/Irrigation	Other Non-Residential
January	22	0	0	0	0
February	22	0	0	0	0
March	23	0	0	0	0
April	23	0	0	0	0
May	23	0	0	0	0
June	23	0	0	0	0
July	23	0	0	0	0
August	23	0	0	0	0
September	23	0	0	0	0
October	23	0	0	0	0
November	23	0	0	0	0
December	23	0	0	0	0

If the system has fire hydrants, what is the fire flow requirements? GPM for hrs.

Does the system have chlorination treatment?

Does the Company have an ADWR Gallons Per Capita Per Day (GPCPD) requirement?
 If yes, provide the GPCPD amount:

Is the Water Utility located in an ADWR Active Management Area (AMA)?
 If yes, which AMA?

What is the present system connection capacity (in ERCs *) using existing lines?

What is the future system connection capacity (in ERCs *) upon service area buildout?

Describe any plans and estimated completion dates for any enlargements or improvements of this system.

* an ERC is based on the calculation on the bottom of AR9 page 12.

Global Water - Tortolita Water Company, Inc.
 Annual Report
 Utility Shutoffs / Disconnects
 12/31/22

Utility Shutoffs / Disconnects	
Name of the System:	GLOBAL WATER - TORTOLITA WATER COMPANY INC
ADEQ Public Water System Number:	AZ0410154
ADWR PCC Number:	91-000457.0000

Month	Termination without Notice R14-2-410.B	Termination with Notice R14-2-410.C	Other
January	0	0	0
February	0	0	0
March	0	0	0
April	0	0	0
May	0	0	0
June	0	0	0
July	0	0	0
August	0	0	0
September	0	0	0
October	0	0	0
November	0	0	0
December	0	0	0
Total	0	0	0

Other (description):

NA

Instructions: Fill out the Grey Cells with the relevent information. Input 0 or none if there is nothing recorded in that account or there is no applicable information to report.

Global Water - Tortolita Water Company, Inc.
Annual Report
Property Taxes
12/31/22

Property Taxes	
----------------	--

Amount of actual property taxes paid during Calendar Year 2022 was	
--	--

\$531

If no property taxes paid, explain why.

NA

Instructions: Fill out the Grey Cells with the relevant information. Input 0 or none if there is nothing recorded in that account or there is no applicable information to report.

Verification and Sworn Statement (Taxes)

Verification: State of Arizona I, the undersigned of the
(state name)

County of (county name): Maricopa
Name (owner or official) title: Christopher D. Krygier
Company name: Global Water - Tortolita Water Company, Inc.

DO SAY THAT THIS ANNUAL UTILITY PROPERTY TAX AND SALES TAX REPORT TO THE ARIZONA CORPORATION COMMISSION.

FOR THE YEAR ENDING: 12/31/22

HAS BEEN PREPARED UNDER MY DIRECTION, FROM THE ORIGINAL BOOKS, PAPERS AND RECORDS OF SAID UTILITY; THAT I HAVE CAREFULLY EXAMINED THE SAME, AND DECLARE THE SAME TO BE A COMPLETE AND CORRECT STATEMENT OF BUSINESS AND AFFAIRS OF SAID UTILITY FOR THE PERIOD COVERED BY THIS REPORT IN RESPECT TO EACH AND EVERY MATTER AND THING SET FORTH, TO THE BEST OF MY KNOWLEDGE, INFORMATION AND BELIEF.

Sworn Statement: I HEREBY ATTEST THAT ALL PROPERTY TAXES FOR SAID COMPANY ARE CURRENT AND PAID IN FULL.


I HEREBY ATTEST THAT ALL SALES TAXES FOR SAID COMPANY ARE CURRENT AND PAID IN FULL.

Christopher D. Krygier
signature of owner/official

623-377-2603
telephone no.

SUBSCRIBED AND SWORN TO BEFORE ME A NOTARY PUBLIC
IN AND FOR THE COUNTY

THIS 11th DAY OF Maricopa
April 2023
(month) and (year)



MY COMMISSION EXPIRES 7.1.2024
(date)

[Signature]
(signature of notary public)

Verification and Sworn Statement

Verification:

State of Arizona I, the undersigned of the
(state name)
County of (county name): Maricopa
Name (owner or official) title: Christopher D. Krygier
Company name: Global Water - Tortolita Water Company, Inc.

DO SAY THAT THIS ANNUAL UTILITY PROPERTY TAX AND SALES TAX REPORT TO THE ARIZONA CORPORATION COMMISSION.


FOR THE YEAR ENDING: 12/31/22

HAS BEEN PREPARED UNDER MY DIRECTION, FROM THE ORIGINAL BOOKS, PAPERS AND RECORDS OF SAID UTILITY; THAT I HAVE CAREFULLY EXAMINED THE SAME, AND DECLARE THE SAME TO BE A COMPLETE AND CORRECT STATEMENT OF BUSINESS AND AFFAIRS OF SAID UTILITY FOR THE PERIOD COVERED BY THIS REPORT IN RESPECT TO EACH AND EVERY MATTER AND THING SET FORTH, TO THE BEST OF MY KNOWLEDGE, INFORMATION AND BELIEF.

Sworn Statement: IN ACCORDANCE WITH THE REQUIREMENTS OF TITLE 40, ARTICLE 8, SECTION 40-401, ARIZONA REVISED STATUTES, IT IS HEREIN REPORTED THAT THE GROSS OPERATING REVENUE OF SAID UTILITY DERIVED FROM ARIZONA INTRASTATE UTILITY OPERATIONS DURING THE CALENDAR YEAR WAS:

Arizona Intrastate Gross Operating Revenues Only (\$) \$17,226
(The amount in the box above includes \$1,571 in sales taxes billed or collected)

Chris Krygier
signature of owner/official
623-377-2603
telephone no.



SUBSCRIBED AND SWORN TO BEFORE ME A NOTARY PUBLIC
IN AND FOR THE COUNTY Maricopa
THIS 11th DAY OF April 2023
(month) and (year)
MY COMMISSION EXPIRES 7.1.2024
(date)

[Signature]
(signature of notary public)

Verification and Sworn Statement (Residential Revenue)

Verification:

State of Arizona I, the undersigned of the
(state name)

County of (county name): Maricopa
Name (owner or official) title: Christopher D. Krygier
Company name: Global Water - Tortolita Water Company, Inc.

DO SAY THAT THIS ANNUAL UTILITY PROPERTY TAX AND SALES TAX REPORT TO THE ARIZONA CORPORATION COMMISSION.

FOR THE YEAR ENDING: 12/31/22

HAS BEEN PREPARED UNDER MY DIRECTION, FROM THE ORIGINAL BOOKS, PAPERS AND RECORDS OF SAID UTILITY; THAT I HAVE CAREFULLY EXAMINED THE SAME, AND DECLARE THE SAME TO BE A COMPLETE AND CORRECT STATEMENT OF BUSINESS AND AFFAIRS OF SAID UTILITY FOR THE PERIOD COVERED BY THIS REPORT IN RESPECT TO EACH AND EVERY MATTER AND THING SET FORTH, TO THE BEST OF MY KNOWLEDGE, INFORMATION AND BELIEF.

Sworn Statement:

IN ACCORDANCE WITH THE REQUIREMENTS OF TITLE 40, ARTICLE 8, SECTION 40-401, ARIZONA REVISED STATUTES, IT IS HEREIN REPORTED THAT THE GROSS OPERATING REVENUE OF SAID UTILITY DERIVED FROM ARIZONA INTRASTATE UTILITY OPERATIONS RECEIVED FROM RESIDENTIAL CUSTOMERS DURING THE CALENDAR YEAR WAS:

Arizona Intrastate Gross Operating Revenues Only (\$)

\$17,226

(The amount in the box above includes

\$1,571 in sales taxes
billed or collected)

Christopher D. Krygier

signature of owner/official

623-377-2603

telephone no.

SUBSCRIBED AND SWORN TO BEFORE ME A NOTARY PUBLIC
IN AND FOR THE COUNTY

Maricopa
(county name)

THIS


11th

DAY OF

April 2023
(month) and (year)

MY COMMISSION EXPIRES

7.1.2024
(date)



Heather Mahan

(signature of notary public)

Gross-up Sharing Method for Income Tax Statement of Certification

Verification:

State of Arizona I, the undersigned of the
(state name)

County of (county name): Maricopa
Name (owner or official) title: Christopher D. Krygier
Company name: Global Water - Tortolita Water Company, Inc.

FOR THE YEAR ENDING: 12/31/22

Sworn Statement:

IN ACCORDANCE WITH THE REQUIREMENTS OF DECISION NO. 77084, BECAUSE THE UTILITY REQUIRES THE GROSS UP OF ADVANCES AND CONTRIBUTIONS, I HEREBY STATE THAT THE UTILITY HAS INCURRED OR IS EXPECTED TO INCUR A NET INCREASE IN CURRENT INCOME TAX EXPENSE OR A DECREASE IN DEFERRED TAX ASSET FOR A CARRY FORWARD ACCORDING TO GAAP IN AN AMOUNT EQUAL TO OR GREATER THAN THE AMOUNT OF THE REQUIRED GROSS UP PAID BY DEVELOPERS IN THE PERIOD COVERED BY THIS ANNUAL REPORT.

Christopher D. Krygier
signature of owner/official

623-377-2603
telephone no.

SUBSCRIBED AND SWORN TO BEFORE ME A NOTARY PUBLIC
IN AND FOR THE COUNTY


Maricopa
(county name)

THIS 11th

DAY OF April 2023
(month) and (year)

MY COMMISSION EXPIRES

7.1.2024
(date)



Heather Mahan
(signature of notary public)