

RECEIVED
UTILITIES DIVISION
2019 MAY 30 A 10:07

ANNUAL REPORT

Of

Company Name: **TV Tonto Village Water Co. Inc.**

Mailing Address:

Docket No.:
For the Year Ended: **12/31/18**

WATER UTILITY

To

Arizona Corporation Commission

Due on April 15th

Email: rdelafuente@azcc.gov, mail or deliver the completed Annual Report to:
Arizona Corporation Commission
Compliance Section - Utilities Division
1200 West Washington Street
Phoenix, Arizona 85007

Application Type: **Original Filing**
Application Date: **3/19/2019**

7-2-19

ARIZONA CORPORATION COMMISSION
WATER UTILITY ANNUAL REPORT
0

A Class Utility

1. For the Calendar Year Ended: 12/31/18

2. Address: 173 S. Blackfoot Rd
City: Payson State: AZ Zip Code: 85541

3. Telephone Number: 928-478-0010

4. Date of Original Organization of Utility:

5. Person to whom correspondence should be addressed concerning this report:

Name: Jeff Daniels
Telephone No.: Same
Address: Same
City: State: Zip Code:
Email:

6. On-Site Manager:

Name: Jeff Daniels
Telephone No.: Same
Address: Same
City: State: Zip Code:
Email:

7. Ownership:

8. Counties Served: GILA


Utility Plant in Service (Water)							
Account No	Description	Beginning Year Original Cost	Current Year Additions	Current Year Retirements	Adjusted Original Cost	Accumulated Depreciation	OCLD (OC less AD)
301	Organization				\$0		\$0
302	Franchises				0		0
303	Land and Land Rights	3456			0		0
304	Structures and Improvements				0		0
305	Collecting & Improving Reservoirs				0		0
306	Lake, River, Canal Intakes				0		0
307	Wells and Springs	23933			0	16102	7831
308	Infiltration Galleries				0		0
309	Supply Mains				0		0
310	Power Generation Equipment				0		0
311	Pumping Equipment				0		0
320	Water Treatment Equipment				0		0
320.1	Water Treatment Plants				0		0
320.2	Solution Chemical Feeders				0		0
320.3	Point-of-Use Treatment Devices				0		0
330	Distribution Reservoirs and Standpipes				0		0
330.1	Storage Tanks				0		0
330.2	Pressure Tanks				0		0
331	Transmission and Distribution Mains	42332			0	1003	41329
333	Services				0		0
334	Meters and Meter Installations				0		0
335	Hydrants				0		0
336	Backflow Prevention Devices				0		0
339	Other Plant and Misc. Equipment				0		0
340	Office Furniture and Equipment				0		0
340.1	Computer & Software				0		0
341	Transportation Equipment				0		0
342	Stores Equipment				0		0
343	Tools, Shop and Garage Equipment				0		0
344	Laboratory Equipment				0		0
345	Power Operated Equipment				0		0
346	Communication Equipment				0		0
347	Miscellaneous Equipment				0		0
348	Other Tangible Plant				0		0
	Totals	69721	\$0	\$0	\$0	17105	\$0 49160 \$0

Instructions: Fill out the Grey Cells with the relevant information. Input 0 or none if there is nothing recorded in that account or there is no applicable information to report

0
 Annual Report
 Depreciation Expense for the Current Year (Water)
 12/31/18

Depreciation Expense for the Current Year (Water)								
Account No.	Description	Beginning Year Original Cost	Current Year Additions	Current Year Retirements	Adjusted Original Cost	Fully Depreciated/Non-depreciable Plant	Depreciation Percentages	Depreciation Expense
301	Organization	\$0	\$0	\$0	\$0			\$0
302	Franchises	0	0	0	0			0
303	Land and Land Rights	3445	0	0	0			0
304	Structures and Improvements	0	0	0	0			0
305	Collecting & Improving Reservoirs	0	0	0	0			0
306	Lake, River, Canal Intakes	0	0	0	0			0
307	Wells and Springs	44479	0	0	0		3.33	1481
308	Infiltration Galleries	0	0	0	0			0
309	Supply Mains	0	0	0	0			0
310	Power Generation Equipment	0	0	0	0			0
311	Pumping Equipment	0	0	0	0			0
320	Water Treatment Equipment	0	0	0	0			0
320.1	Water Treatment Plants	0	0	0	0			0
320.2	Solution Chemical Feeders	0	0	0	0			0
320.3	Point-of-Use Treatment Devices	0	0	0	0			0
330	Distribution Reservoirs and Standpipes	0	0	0	0			0
330.1	Storage Tanks	0	0	0	0			0
330.2	Pressure Tanks	0	0	0	0			0
331	Transmission and Distribution Mains	41010	0	0	0		2.00	922
333	Services	0	0	0	0			0
334	Meters and Meter Installations	0	0	0	0			0
335	Hydrants	0	0	0	0			0
336	Backflow Prevention Devices	0	0	0	0			0
339	Other Plant and Misc. Equipment	0	0	0	0			0
340	Office Furniture and Equipment	0	0	0	0			0
340.1	Computer & Software	0	0	0	0			0
341	Transportation Equipment	0	0	0	0			0
342	Stores Equipment	0	0	0	0			0
343	Tools, Shop and Garage Equipment	0	0	0	0			0
344	Laboratory Equipment	0	0	0	0			0
345	Power Operated Equipment	0	0	0	0			0
346	Communication Equipment	0	0	0	0			0
347	Miscellaneous Equipment	0	0	0	0			0
348	Other Tangible Plant	0	0	0	0			0
	Subtotal	94645	\$0	\$0	\$0	\$0		2403

Contribution(s) in Aid of Construction (Gross)
 Less: Non Amortizable Contribution(s)
 Fully Amortized Contribution(s)
 Amortizable Contribution(s)
 Times: Proposed Amortization Rate
 Amortization of CIAC


 \$0

Less: Amortization of CIAC

DEPRECIATION EXPENSE

Instructions: Fill out the Grey Cells with the relevant information. Input 0 or none if there is nothing recorded in that account or there is no applicable information to report.

Balance Sheet Assets				
Account No.	Assets		Balance at Beginning of Year (2018)	Balance at End of Year (2018)
Current and Accrued Assets				
131	Cash		3388	5413
134	Working Funds			
135	Temporary Cash Investments			
141	Customer Accounts Receivable		5117	4580
146	Notes Receivable from Associated Companies			
151	Plant Material and Supplies			
162	Prepayments			
174	Miscellaneous Current and Accrued Assets			
	Total Current and Accrued Assets		8505 \$0	9933 \$0
Fixed Assets				
101	Utility Plant in Service*		28402 \$0	28402 \$0
103	Property Held for Future Use			
105	Construction Work in Progress			
108	Accumulated Depreciation (enter as negative)*		-15753	-14831 0
121	Non-Utility Property			
122	Accumulated Depreciation - Non Utility			
	Total Fixed Assets		- 12649 \$0	\$0
	Total Assets		2154 \$0	23504 \$0

Instructions: Fill out the Grey Cells with the relevant information. Input 0 or none if there is nothing recorded in that account or there is no applicable information to report.

*Note these items feed automatically from AR3 UPIS Page 3

0

Annual Report

Balance Sheet Liabilities and Owners Equity

Balance Sheet Liabilities and Owners Equity				
Account No.	Liabilities		Balance at Beginning of Year (2018)	Balance at End of Year (2018)
	Current Liabilities			
231	Accounts Payable		6464	6484
232	Notes Payable (Current Portion)			
234	Notes Payable to Associated Companies			
235	Customer Deposits		490	645
236	Accrued Taxes		22812	
237	Accrued Interest		2286	
242	Miscellaneous Current and Accrued Liabilities			
	Total Current Liabilities		32252 \$0	6484 \$0
	Long Term Debt			
224	Long Term Debt (Notes and Bonds)			
	Deferred Credits			
251	Unamortized Premium on Debt			
252	Advances in Aid of Construction			
255	Accumulated Deferred Investment Tax Credits			
271	Contributions in Aid of Construction			
272	Less: Amortization of Contributions			
281	Accumulated Deferred Income Tax			
	Total Deferred Credits		\$0	\$0
	Total Liabilities		32252 \$0	6484 \$0
	Capital Accounts			
201	Common Stock Issued		10000	10000
211	Other Paid-In Capital			
215	Retained Earnings		-96325	-88700
218	Proprietary Capital (Sole Props and Partnerships)			
	Total Capital		-64073 \$0	\$0
	Total Liabilities and Capital		-54073 \$0	-72216 \$0

Instructions: Fill out the Grey Cells with the relevant information. Input 0 or none if there is nothing recorded in that account or there is no applicable information to report.

Note: Total liabilities and Capital must match total assets for the beginning and end of the year!

0
Annual Report
Water Comparative Income Statement
12/31/18

Water Comparative Income Statement			
Account No.	Calendar Year	Current Year 01/01/2018 - 12/31/2018	Last Year 01/01/2017 - 12/31/2017
	Operating Revenue		
461	Metered Water Revenue	61416	58983
460	Unmetered Water Revenue		
462	Fire Protection Revenue		
469	Guaranteed Revenues (Surcharges)		
471	Miscellaneous Service Revenues		
474	Other Water Revenue	2915	4581
	Total Revenues	64331 \$0	63564 \$0
	Operating Expenses		
601	Salaries and Wages	16864	15655
604	Employee Pensions and Benefits		
610	Purchased Water		
615	Purchased Power	5648	4110
618	Chemicals	272	147
620	Materials and Supplies		
620.1	Repairs and Maintenance		7010
620.2	Office Supplies and Expense	5363	5211
630	Contractual Services		
631	Contractual Services -Engineering		
632	Contractual Services - Accounting		2725
633	Contractual Services - Legal		2162
634	Contractual Services - Management Fees		
635	Contractual Services - Water Testing		
636	Contractual Services - Other		3063
640	Rents		
641	Rental of Building/Real Property		
642	Rental of Equipment		
650	Transportation Expenses	9168	6789
657	Insurance - General Liability	2592	2234
657.1	Insurance - Health and Life		
665	Regulatory Commission Expense - Rate		72
670	Bad Debt Expense		
675	Miscellaneous Expense		
403	Depreciation Expense (From Schedule AR4)	922	
408	Taxes Other Than Income	1000	4817
408.11	Property Taxes		1686
409	Income Taxes		
427.1	Customer Security Deposit Interest		
	Total Operating Expenses	41769 \$0	55700 \$0
	Operating Income / (Loss)	\$0	7864 \$0
	Other Income / (Expense)		
419	Interest and Dividend Income	.03	111
421	Non-Utility Income		
426	Miscellaneous Non-Utility (Expense)		
427	Interest (Expense)	2265	2449
	Total Other Income / (Expense)	\$0	2560 \$0
	Net Income / (Loss)	103835 \$0	10424 \$0

Instructions: Fill out the Grey Cells with the relevant information. Input 0 or none if there is nothing recorded in that account or there is no applicable information to report.

0

Annual Report

Full time equivalent employees

12/31/18

Full time equivalent employees

	Direct Company	Outside service	Total
President			0.0
Vice-president			0.0
Manager			0.0
Engineering Staff			0.0
System Operator(s)			0.0
Meter reader			0.0
Customer Service			0.0
Accounting			0.0
Business Office			0.0
Rates Department			0.0
Administrative Staff			0.0
Other			0.0
Total	0.0	0.0	0.0

Instructions: Fill out the Grey Cells with the relevant information. Input 0 or none if there is nothing recorded in that account or there is no applicable information to report. A full-time employee is based on 2080 total hours per year. Please calculate partial employees using 2080 hours.

Annual Report
 Supplemental Financial Data (Long-Term Debt)
 12/31/18

Supplemental Financial Data (Long-Term Debt)				
	Loan #1	Loan #2	Loan #3	Loan #4
Date Issued				
Source of Loan				
ACC Decision No.				
Reason for Loan				
Dollar Amt. Issued				
Amount Outstanding				
Date of Maturity				
Interest Rate				
Current Year Interest				
Current Year Principal				

Meter Deposit Balance at Test Year End:

Meter Deposits Refunded During the Test Year:

List all bonds, notes, loans, and other types of indebtedness in which the proceeds were used in the provision of public utility service. Indebtedness incurred for personal uses by the owner of the utility should not be listed. Input 0 or none if there is nothing to report for that cell.

Well and Water Usage

Name of the System: Tantlo Village Water Co. Inc.									
ADEQ Public Water System Number: 04-023									
ADWR PCC Number:									
Well registry 55# (55-XXXXXX)	Pump Horsepower	Pump Yield (gpm)	Casing Depth (feet)	Casing Diameter (inches)	Pump Motor Type **	Year Drilled	Meter Size (inches)	How measured:	Active
218159	7.5	75	600	6		2008			
627910		435	80	6					
516995	2	24	34	6		1989			

Name of system water delivered to: _____
ADWR PCC Number: _____
Source of water delivered to another system: _____

Name of system water received from: _____
ADWR PCC Number: _____
Source of water received: _____
Well registry 55# (55-XXXXXX): _____

Month	Water withdrawn (acre ft) ¹	Water sold (acre ft) ²	Water delivered (sold) to other systems (acre ft) ³	Water received (purchased) from other systems (acre ft) ⁴	Estimated authorized use (acre ft) ⁵	Purchased Power Expense ⁶	Purchased Power (kWh) ⁷
January							
February	4924220						
March							
April	499376						
May	50377100						
June	36957200						
July	51953500						
August	5241300						
September	5274600						
October							
November							
December	54512300						
Totals	0	0	0	0	0	\$0	0

If applicable, in the space below please provide a description for all un-metered water use along with amounts:

Instructions: Fill out the Grey Cells with the relevant information. Input 0 or none if there is nothing recorded in that account or there is no applicable information to report.

1 Water withdrawn - Total acre feet of water withdrawn from pumped sources.
2 Water sold - Total acre feet from customer meters, and other sales such as construction water.
3 Water delivered (sold) to other systems - Total acre feet of water delivered to other systems.
4 Water received (purchased) from other systems - Total acre feet of water purchased/received from other systems.
5 Estimated authorized use - Total estimated acre feet from authorized metered or unmetered use. Authorized uses such as flushing (mains, services and hydrants) draining/cleaning tanks, process, construction, fire fighting, etc. Non-authorized use (real losses) are service line breaks and leaks, water main breaks, meter inaccuracies and theft.
6 Enter the total purchased power costs for the power meters associated with this system.
7 Enter the total purchased kWh used by the power meters associated with this system.

Water Utility Plant Description	
Name of the System: <i>Tonawanda Village Water</i>	0
ADEQ Public Water System Number: <i>04-023</i>	
ADWR PCC Number:	

MAINS		
Sizes (inches)	Material	Length (feet)
<i>2</i>	<i>ABS/PVC</i>	
<i>3</i>	<i>ABS/PVC</i>	
<i>2</i>	<i>PVC</i>	

CUSTOMER METERS	
Size (inches)	Quantity
<i>5/8 x 3/4</i>	<i>181</i>

SERVICE LINES	
Material	Percent of system

BOOSTER PUMPS		
Horsepower	GPM	Quantity
<i>2</i>		<i>2</i>
<i>5</i>		<i>2</i>

FIRE HYDRANTS	
Type	Quantity
Standard *	
Other	

STORAGE TANKS		
Capacity (gallons)	Material	Quantity
<i>10000</i>		<i>1</i>
<i>34000</i>		<i>1</i>

PRESSURE/BLADDER TANKS		
Capacity (gallons)	Material	Quantity
<i>2000</i>		<i>1</i>
<i>1000</i>		<i>1</i>

Instructions: Fill out the Grey Cells with the relevant information. Input 0 or none if there is nothing recorded in that account or there is no applicable information to report. Copy and paste this sheet as many times as is necessary.

* A standard fire hydrant has two 2.5 inch hose connection nozzles with 7.5 threads per inch, and one 4.5 inch pumper connection nozzle with 4 threads per inch.

Water Utility Plant Description (Continued)

For the following three items, list the utility owned assets in each category for each system.

TREATMENT EQUIPMENT:	2 liquid chlorine feed pumps
----------------------	------------------------------

STRUCTURES:	3 pump shed / chain link
-------------	--------------------------

OTHER:	
--------	--

Customer and Other Information	
Name of the System:	0 TONTU Village Water
ADEQ Public Water System Number:	04-023
ADWR PCC Number:	

Month	Number of Customers				Other Non-Residential
	Single-Family	Multi-Family	Commercial	Turf/Irrigation	
January	183				
February	182				
March	183				
April	183				
May	182				
June	184				
July	184				
August	184				
September	182				
October	182				
November	183				
December	183				

Bar
 School x 5
 Church
 F.D.

If the system has fire hydrants, what is the fire flow requirements? GPM for hrs.

Does the system have chlorination treatment?

Does the Company have an ADWR Gallons Per Capita Per Day (GPCPD) requirement?
 If yes, provide the GPCPD amount:

Is the Water Utility located in an ADWR Active Management Area (AMA)?
 If yes, which AMA?

Instructions: Fill out the Grey Cells with the relevant information. Input 0 or none if there is nothing recorded in that account or there is no applicable information to report. Copy and paste this sheet as many times as is necessary.

0

Annual Report
Property Taxes
12/31/18

Property Taxes

Amount of actual property taxes paid during Calendar Year 2018 was

If no property taxes paid, explain why.

Instructions: Fill out the Grey Cells with the relevant information. Input 0 or none if there is nothing recorded in that account or there is no applicable information to report.

Verification and Sworn Statement (Taxes)

Verification: State of ARIZONA I, the undersigned of the
(state name)

County of (county name): GILA
Name (owner or official) title: JEFF/Dianne DANIELS
Company name: Tonto Village Water

DO SAY THAT THIS ANNUAL UTILITY PROPERTY TAX AND SALES TAX REPORT TO THE ARIZONA CORPORATION COMMISSION.

FOR THE YEAR ENDING: 12/31/18

HAS BEEN PREPARED UNDER MY DIRECTION, FROM THE ORIGINAL BOOKS, PAPERS AND RECORDS OF SAID UTILITY; THAT I HAVE CAREFULLY EXAMINED THE SAME, AND DECLARE THE SAME TO BE A COMPLETE AND CORRECT STATEMENT OF BUSINESS AND AFFAIRS OF SAID UTILITY FOR THE PERIOD COVERED BY THIS REPORT IN RESPECT TO EACH AND EVERY MATTER AND THING SET FORTH, TO THE BEST OF MY KNOWLEDGE, INFORMATION AND BELIEF.

Sworn Statement: I HEREBY ATTEST THAT ALL PROPERTY TAXES FOR SAID COMPANY ARE CURRENT AND PAID IN FULL.

I HEREBY ATTEST THAT ALL SALES TAXES FOR SAID COMPANY ARE CURRENT AND PAID IN FULL.


Jeff Daniels 5-21-19
signature of owner/official
928-478-0010
telephone no.

RECEIVED
UTILITIES DIVISION
2019 MAY 30 A 10:03
ARIZONA CORPORATION
COMMISSION

SUBSCRIBED AND SWORN TO BEFORE ME A NOTARY PUBLIC
IN AND FOR THE COUNTY

THIS 21 DAY OF May 2019
(county name) (month) and (year)

MY COMMISSION EXPIRES 2/12/2023
(date)



[Signature]
(signature of notary public)

Verification and Sworn Statement

Verification:

State of ARIZONA I, the undersigned of the
(state name)

County of (county name): GILA
Name (owner or official) title: JEFF / Dianne Daniels
Company name: TONTU VILLAGE WATER

DO SAY THAT THIS ANNUAL UTILITY PROPERTY TAX AND SALES TAX REPORT TO THE ARIZONA CORPORATION COMMISSION.

FOR THE YEAR ENDING: 12/31/18

HAS BEEN PREPARED UNDER MY DIRECTION, FROM THE ORIGINAL BOOKS, PAPERS AND RECORDS OF SAID UTILITY; THAT I HAVE CAREFULLY EXAMINED THE SAME, AND DECLARE THE SAME TO BE A COMPLETE AND CORRECT STATEMENT OF BUSINESS AND AFFAIRS OF SAID UTILITY FOR THE PERIOD COVERED BY THIS REPORT IN RESPECT TO EACH AND EVERY MATTER AND THING SET FORTH, TO THE BEST OF MY KNOWLEDGE, INFORMATION AND BELIEF.

Sworn Statement: IN ACCORDANCE WITH THE REQUIREMENTS OF TITLE 40, ARTICLE 8, SECTION 40-401, ARIZONA REVISED STATUTES, IT IS HEREIN REPORTED THAT THE GROSS OPERATING REVENUE OF SAID UTILITY DERIVED FROM ARIZONA INTRASTATE UTILITY OPERATIONS DURING THE CALENDAR YEAR WAS:

RECEIVED
UTILITIES DIVISION
MAY 30 4 10:03 PM
ARIZONA CORPORATION COMMISSION

Arizona Intrastate Gross Operating Revenues Only (\$)
[Redacted]
(The amount in the box above includes
[Redacted] in sales taxes
billed or collected)


[Signature] 5-21-19
signature of owner/official

0
telephone no.

SUBSCRIBED AND SWORN TO BEFORE ME A NOTARY PUBLIC
IN AND FOR THE COUNTY Gila

THIS 21 DAY OF May 2019
(month) and (year)

MY COMMISSION EXPIRES 2/12/2023
(date)


RYAN FANIZZA
Notary Public - State of Arizona
GILA COUNTY
Commission # 561361
Expires February 12, 2023

[Signature]
(signature of notary public)

Verification and Sworn Statement (Residential Revenue)

Verification:

State of ARIZONA I, the undersigned of the
(state name)

County of (county name): GILA
Name (owner or official) title: JEFF/DIANE DANIEL
Company name: TOTO Village Water

DO SAY THAT THIS ANNUAL UTILITY PROPERTY TAX AND SALES TAX REPORT TO THE ARIZONA CORPORATION COMMISSION.

FOR THE YEAR ENDING: 12/31/18

HAS BEEN PREPARED UNDER MY DIRECTION, FROM THE ORIGINAL BOOKS, PAPERS AND RECORDS OF SAID UTILITY; THAT I HAVE CAREFULLY EXAMINED THE SAME, AND DECLARE THE SAME TO BE A COMPLETE AND CORRECT STATEMENT OF BUSINESS AND AFFAIRS OF SAID UTILITY FOR THE PERIOD COVERED BY THIS REPORT IN RESPECT TO EACH AND EVERY MATTER AND THING SET FORTH, TO THE BEST OF MY KNOWLEDGE, INFORMATION AND BELIEF.

Sworn Statement: IN ACCORDANCE WITH THE REQUIREMENTS OF TITLE 40, ARTICLE 8, SECTION 40-401, ARIZONA REVISED STATUTES, IT IS HEREIN REPORTED THAT THE GROSS OPERATING REVENUE OF SAID UTILITY DERIVED FROM ARIZONA INTRASTATE UTILITY OPERATIONS RECEIVED FROM RESIDENTIAL CUSTOMERS DURING THE CALENDAR YEAR WAS:

Arizona Intrastate Gross Operating Revenues Only (\$)
[Redacted]
(The amount in the box above includes [Redacted] in sales taxes billed or collected)


UTILITY DIVISION
2019 MAY 30 A 10:03
ARIZONA COUNTY COMMISSION

[Signature] 5-29-19
signature of owner/official
0928-478-0010
telephone no.

SUBSCRIBED AND SWORN TO BEFORE ME A NOTARY PUBLIC IN AND FOR THE COUNTY Gila
(county name)

THIS 21 DAY OF May 2019
(month) and (year)

MY COMMISSION EXPIRES 2/12/2023
(date)



[Signature]
(signature of notary public)