

ANNUAL REPORT

Of

Company Name: Tonto Basin Water Co., Inc.
7581 E. Academy Blvd., Ste. 229

Mailing Address: Denver CO
80230

Docket No.: W-03515A
For the Year Ended: 12/31/18

RECEIVED
APR 15 2019
ARIZONA CORP COMMISSION
UTILITIES DIVISION - DIRECTOR'S OFFICE

WATER UTILITY

To

Arizona Corporation Commission

Due on April 15th

Email: rdelafuente@azcc.gov, mail or deliver the completed Annual Report to:
Arizona Corporation Commission
Compliance Section - Utilities Division
1200 West Washington Street
Phoenix, Arizona 85007

Application Type: Original Filing
Application Date: 4/15/2019

4-22-19

ARIZONA CORPORATION COMMISSION
WATER UTILITY ANNUAL REPORT
Tonto Basin Water Co., Inc.

A Class Utility

1. For the Calendar Year Ended: 12/31/18

2. Address:

7581 E Academy Blvd; Suite 229			
City:	Denver	State:	Colorado
Zip Code:	80230		

3. Telephone Number:

720.949.1384

4. Date of Original Organization of Utility:

12/2/1997

5. Person to whom correspondence should be addressed concerning this report:

Name:

Jason Williamson

Telephone No. :

720.949.1384

Address:

7581 E Academy Blvd; Suite 229			
City:	Denver	State:	Colorado
Zip Code:	80230		

Email:

jw@jwwater.net

6. On-Site Manager:

Name:

Diego Dominick

Telephone No. :

928.951.6503

Address:

8212 W. Mescalero Rd.			
City:	Payson	State:	Arizona
Zip Code:	85541		

Email:

diego@jwwater.net

7. Ownership:

"C" Corporation

8. Counties Served:

Multiple Counties

Utility Plant in Service (Water)							
Account No.	Description	Beginning Year Original Cost	Current Year Additions	Current Year Retirements	Adjusted Original Cost	Accumulated Depreciation	OCLD (OC less AD)
301	Organization	\$0			\$0		\$0
302	Franchises	0			0		0
303	Land and Land Rights	5,241			5,241		5,241
304	Structures and Improvements	448,559	643		449,202	173,712	275,490
305	Collecting & Improving Reservoirs	0			0		0
306	Lake, River, Canal Intakes	0			0		0
307	Wells and Springs	484,679	3,673		488,353	250,532	237,821
308	Infiltration Galleries	0			0		0
309	Supply Mains	0			0		0
310	Power Generation Equipment	0			0		0
311	Pumping Equipment	231,404	15,201		246,606	160,166	86,440
320	Water Treatment Equipment	0			0		0
320.1	Water Treatment Plants	181,837			181,837	56,377	125,460
320.2	Solution Chemical Feeders	60,216			60,216	26,750	33,466
320.3	Point-of-Use Treatment Devices	0			0		0
330	Distribution Reservoirs and Standpipes	0			0		0
330.1	Storage Tanks	151,544	660		152,204	78,354	73,850
330.2	Pressure Tanks	32,862			32,862	27,505	5,357
331	Transmission and Distribution Mains	238,304			238,304	200,311	37,994
333	Services	58,454	1,256		59,710	40,796	18,913
334	Meters and Meter Installations	206,891	10,076		216,967	142,485	74,481
335	Hydrants	5,269			5,269	2,064	3,205
336	Backflow Prevention Devices	0			0		0
339	Other Plant and Misc. Equipment	116,804			116,804	116,804	0
340	Office Furniture and Equipment	230			230	23	207
340.1	Computer & Software	0			0		0
341	Transportation Equipment	0			0		0
342	Stores Equipment	0			0		0
343	Tools, Shop and Garage Equipment	255			255	19	236
344	Laboratory Equipment	0			0		0
345	Power Operated Equipment	3,421			3,421	2,139	1,282
346	Communication Equipment	2,209			2,209	1,635	574
347	Miscellaneous Equipment	3,981			3,981	2,324	1,657
348	Other Tangible Plant	6,078			6,078	3,958	2,120
	Totals	\$2,238,239	\$31,509	\$0	\$2,269,748	\$1,285,953	\$983,795

Instructions: Fill out the Grey Cells with the relevant information. Input 0 or none if there is nothing recorded in that account or there is no applicable information to report.

Tonto Basin Water Co., Inc.
 Annual Report
 Depreciation Expense for the Current Year (Water)
 12/31/18

Depreciation Expense for the Current Year (Water)								
Account No.	Description	Beginning Year Original Cost	Current Year Additions	Current Year Retirements	Adjusted Original Cost	Fully Depreciated/Non-depreciable Plant	Depreciation Percentages	Depreciation Expense
301	Organization	\$0	\$0	\$0	\$0			\$0
302	Franchises	0	0	0	0			0
303	Land and Land Rights	5,241	0	0	5,241			0
304	Structures and Improvements	448,559	643	0	449,202		3.33%	14,948
305	Collecting & Improving Reservoirs	0	0	0	0			0
306	Lake, River, Canal Intakes	0	0	0	0			0
307	Wells and Springs	484,679	3,673	0	488,353		3.33%	16,201
308	Infiltration Galleries	0	0	0	0			0
309	Supply Mains	0	0	0	0			0
310	Power Generation Equipment	0	0	0	0			0
311	Pumping Equipment	231,404	15,201	0	246,606		12.50%	29,876
320	Water Treatment Equipment	0	0	0	0			0
320.1	Water Treatment Plants	181,837	0	0	181,837		3.33%	6,055
320.2	Solution Chemical Feeders	60,216	0	0	60,216		20.00%	12,043
320.3	Point-of-Use Treatment Devices	0	0	0	0			0
330	Distribution Reservoirs and Standpipes	0	0	0	0			0
330.1	Storage Tanks	151,544	660	0	152,204		2.22%	3,372
330.2	Pressure Tanks	32,862	0	0	32,862		5.00%	1,643
331	Transmission and Distribution Mains	238,304	0	0	238,304		2.00%	4,766
333	Services	58,454	1,256	0	59,710		3.33%	1,967
334	Meters and Meter Installations	206,891	10,076	0	216,967		8.33%	17,654
335	Hydrants	5,269	0	0	5,269		2.00%	105
336	Backflow Prevention Devices	0	0	0	0			0
339	Other Plant and Misc. Equipment	116,804	0	0	116,804		0.00%	0
340	Office Furniture and Equipment	230	0	0	230		6.67%	15
340.1	Computer & Software	0	0	0	0			0
341	Transportation Equipment	0	0	0	0			0
342	Stores Equipment	0	0	0	0			0
343	Tools, Shop and Garage Equipment	255	0	0	255		5.00%	13
344	Laboratory Equipment	0	0	0	0			0
345	Power Operated Equipment	3,421	0	0	3,421		5.00%	171
346	Communication Equipment	2,209	0	0	2,209		10.00%	221
347	Miscellaneous Equipment	3,981	0	0	3,981		10.00%	398
348	Other Tangible Plant	6,078	0	0	6,078		10.00%	608
	Subtotal	\$2,238,239	\$31,509	\$0	\$2,269,748	\$0		\$110,056

Contribution(s) in Aid of Construction (Gross)	\$675,550
Less: Non Amortizable Contribution(s)	
Fully Amortized Contribution(s)	
Amortizable Contribution(s)	\$675,550
Times: Proposed Amortization Rate	4.86%
Amortization of CIAC	\$32,832
Less: Amortization of CIAC	\$32,832
DEPRECIATION EXPENSE	\$77,224

Instructions: Fill out the Grey Cells with the relevant information. Input 0 or none if there is nothing recorded in that account or there is no applicable information to report.

Tonto Basin Water Co., Inc.
Annual Report
Balance Sheet Assets
12/31/18

Balance Sheet Assets				
	Assets		Balance at Beginning of Year (2018)	Balance at End of Year (2018)
Account No.	Current and Accrued Assets			
131	Cash		\$16,672	\$56,697
134	Working Funds			
135	Temporary Cash Investments			
141	Customer Accounts Receivable		23,474	28,084
146	Notes Receivable from Associated Companies		32,024	67,024
151	Plant Material and Supplies			
162	Prepayments			
174	Miscellaneous Current and Accrued Assets		(545)	(545)
	Total Current and Accrued Assets		\$71,625	\$151,259
Account No.	Fixed Assets			
101	Utility Plant in Service*		\$2,238,239	\$2,269,748
103	Property Held for Future Use			
105	Construction Work in Progress			
108	Accumulated Depreciation (enter as negative)*		(1,175,897)	(1,285,953)
121	Non-Utility Property			
122	Accumulated Depreciation - Non Utility			
	Total Fixed Assets		\$1,062,342	\$983,795
	Total Assets		\$1,133,967	\$1,135,055

Instructions: Fill out the Grey Cells with the relevant information. Input 0 or none if there is nothing recorded in that account or there is no applicable information to report.

*Note these items feed automatically from AR3 UPIS Page 3

Tonto Basin Water Co., Inc.
Annual Report
Balance Sheet Liabilities and Owners Equity

Balance Sheet Liabilities and Owners Equity				
	Liabilities		Balance at Beginning of Year (2018)	Balance at End of Year (2018)
Account No.	Current Liabilities			
231	Accounts Payable		\$26,032	\$23,404
232	Notes Payable (Current Portion)			
234	Notes Payable to Associated Companies			
235	Customer Deposits		44,850	44,185
236	Accrued Taxes		1,089	3,718
237	Accrued Interest			
242	Miscellaneous Current and Accrued Liabilities		614	1,689
	Total Current Liabilities		\$72,585	\$72,996
	Long Term Debt			
224	Long Term Debt (Notes and Bonds)			
	Deferred Credits			
251	Unamortized Premium on Debt			
252	Advances in Aid of Construction		126,057	126,057
255	Accumulated Deferred Investment Tax Credits			
271	Contributions in Aid of Construction		675,550	675,550
272	Less: Amortization of Contributions		(268,799)	(301,631)
281	Accumulated Deferred Income Tax			
	Total Deferred Credits		\$532,809	\$499,977
	Total Liabilities		\$605,393	\$572,973
	Capital Accounts			
201	Common Stock Issued		\$276,219	\$276,219
211	Other Paid-In Capital		29,748	29,748
215	Retained Earnings		222,606	256,115
218	Proprietary Capital (Sole Props and Partnerships)			
	Total Capital		\$528,573	\$562,082
	Total Liabilities and Capital		\$1,133,967	\$1,135,055

Instructions: Fill out the Grey Cells with the relevant information. Input 0 or none if there is nothing recorded in that account or there is no applicable information to report.

Note: Total liabilities and Capital must match total assets for the beginning and end of the year!

Tonto Basin Water Co., Inc.
Annual Report
Water Comparative Income Statement
12/31/18

Water Comparative Income Statement			
Account No.	Calendar Year	Current Year 01/01/2018 - 12/31/2018	Last Year 01/01/2017 - 12/31/2017
	Operating Revenue		
461	Metered Water Revenue	\$505,914	\$497,295
460	Unmetered Water Revenue	6,615	9,604
462	Fire Protection Revenue		
469	Guaranteed Revenues (Surcharges)		
471	Miscellaneous Service Revenues		
474	Other Water Revenue	4,996	318
	Total Revenues	\$517,525	\$507,217
	Operating Expenses		
601	Salaries and Wages	\$51,870	\$46,634
604	Employee Pensions and Benefits	633	
610	Purchased Water		
615	Purchased Power	43,618	42,564
618	Chemicals	2,455	2,895
620	Materials and Supplies	11,967	9,370
620.1	Repairs and Maintenance	13,249	9,819
620.2	Office Supplies and Expense	5,080	5,760
630	Contractual Services		
631	Contractual Services -Engineering		
632	Contractual Services - Accounting	900	1,718
633	Contractual Services - Legal	376	256
634	Contractual Services - Management Fees	150,134	158,522
635	Contractual Services - Water Testing	5,141	9,585
636	Contractual Services - Other	17,732	19,721
640	Rents		
641	Rental of Building/Real Property	10,761	11,040
642	Rental of Equipment	1,192	
650	Transportation Expenses	20,812	20,287
657	Insurance - General Liability	5,759	1,948
657.1	Insurance - Health and Life	529	
665	Regulatory Commission Expense - Rate		1,936
670	Bad Debt Expense	5,546	574
675	Miscellaneous Expense	14,220	12,765
403	Depreciation Expense (From Schedule AR4)	77,224	68,226
408	Taxes Other Than Income		
408.11	Property Taxes	21,010	17,386
409	Income Taxes		50
427.1	Customer Security Deposit Interest		
	Total Operating Expenses	\$460,206	\$441,056
	Operating Income / (Loss)	\$57,318	\$66,162
	Other Income / (Expense)		
419	Interest and Dividend Income		
421	Non-Utility Income	6,450	4,200
426	Miscellaneous Non-Utility (Expense)	(259)	
427	Interest (Expense)		(262)
	Total Other Income / (Expense)	\$6,191	\$3,938
	Net Income / (Loss)	\$63,509	\$70,100

Instructions: Fill out the Grey Cells with the relevant information. Input 0 or none if there is nothing recorded in that account or there is no applicable information to report.

Tonto Basin Water Co., Inc.
 Annual Report
 Full time equivalent employees
 12/31/18

Full time equivalent employees

	Direct Company	Outside service	Total
President			0.0
Vice-president			0.0
Manager		0.3	0.3
Engineering Staff			0.0
System Operator(s)		0.7	0.7
Meter reader			0.0
Customer Service			0.0
Accounting			0.0
Business Office			0.0
Rates Department			0.0
Administrative Staff			0.0
Other			0.0
Total	0.0	1.0	1.0

<p>Instructions: Fill out the Grey Cells with the relevant information. Input 0 or none if there is nothing recorded in that account or there is no applicable information to report. A full-time employee is based on 2080 total hours per year. Please calculate partial employees using 2080 hours.</p>

Tonto Basin Water Co., Inc.
 Annual Report
 Supplemental Financial Data (Long-Term Debt)
 12/31/18

Supplemental Financial Data (Long-Term Debt)				
	Loan #1	Loan #2	Loan #3	Loan #4
Date Issued				
Source of Loan				
ACC Decision No.				
Reason for Loan				
Dollar Amt. Issued				
Amount Outstanding				
Date of Maturity				
Interest Rate				
Current Year Interest				
Current Year Principal				

Meter Deposit Balance at Test Year End:	
---	--

Meter Deposits Refunded During the Test Year:	
---	--

<i>List all bonds, notes, loans, and other types of indebtedness in which the proceeds were used in the provision of public utility service. Indebtedness incurred for personal uses by the owner of the utility should <u>not</u> be listed. Input 0 or none if there is nothing to report for that cell.</i>
--

Water Utility Plant Description		
Name of the System:	Cactus Forest	
ADEQ Public Water System Number:	AZ0411052	
ADWR PCC Number:	91-000542.0000	

MAINS		
Sizes (inches)	Material	Length (feet)
2.00	PVC, GIP	22,920
3.00	ACP, GIP	3,475
4.00	PVC	3,500
5.00	GIP	14,680
6.00	PVC	4,700
8.00	GIP	1,100
10.00		
12.00		

CUSTOMER METERS	
Size (inches)	Quantity
5/8 X 3/4	267
0.75	
1	6
1.5	1
Compound 2	
Turbine 2	
Compound 3	
Turbine 3	
Compound 4	
Turbine 5	
Compound 6	
Turbine 6	

SERVICE LINES	
Material	Percent of system

BOOSTER PUMPS		
Horsepower	GPM	Quantity
15		2

FIRE HYDRANTS	
Type	Quantity
Standard *	none
Other	none

STORAGE TANKS		
Capacity (gallons)	Material	Quantity
15,000	Steel	2

PRESSURE/BLADDER TANKS		
Capacity (gallons)	Material	Quantity
5,000	steel	1

Instructions: Fill out the Grey Cells with the relevant information. Input 0 or none if there is nothing recorded in that account or there is no applicable information to report. Copy and paste this sheet as many times as is necessary.

* A standard fire hydrant has two 2.5 inch hose connection nozzles with 7.5 threads per inch, and one 4.5 inch pumper connection nozzle with 4 threads per inch.

Water Utility Plant Description (Continued)

For the following three items, list the utility owned assets in each category for each system.

TREATMENT EQUIPMENT:	Arsenic treatment plant with four(4) 805 gallon pressure media tanks; two(2) 1 1/4 blending meters; one(1) 3" backwash meter.
STRUCTURES:	700 ft. of 6 ft. chain link security fence; one(1) 10x12 three story tower building, shade structure over control panels
OTHER:	one(1) LevelCon remote tank level monitor [re: Mains listed above - the 5 inch main is 1.5" GIP, the 8-inch main is 2.5" GIP. (Had nowhere else to write this.)

Instructions: Fill out the Grey Cells with the relevant information. Input 0 or none if there is nothing recorded in that account or there is no applicable information to report. Copy and paste this sheet as many times as is necessary.

Water Utility Plant Description

Name of the System:	TONTO BASIN WATER - LR GARDENS EAST	
ADEQ Public Water System Number:	AZ0404022	
ADWR PCC Number:	91-000128.0000	

MAINS		
Sizes (inches)	Material	Length (feet)
2	PVC	780
3	PVC	330
4	ACP, PVC	6,286
5		
6	ACP	1,465
8		
10		
12		

CUSTOMER METERS	
Size (inches)	Quantity
5/8 X 3/4	52
3/4	
1	
1 1/2	
Compound 2	
Turbine 2	
Compound 3	
Turbine 3	
Compound 4	
Turbine 5	
Compound 6	
Turbine 6	

SERVICE LINES	
Material	Percent of system

BOOSTER PUMPS		
Horsepower	GPM	Quantity
7.5		1

FIRE HYDRANTS	
Type	Quantity
Standard *	none
Other	none

STORAGE TANKS		
Capacity (gallons)	Material	Quantity
15,000	Polyethelenc	1

PRESSURE/BLADDER TANKS		
Capacity (gallons)	Material	Quantity
120	Poly	1

Instructions: Fill out the Grey Cells with the relevant information. Input 0 or none if there is nothing recorded in that account or there is no applicable information to report. Copy and paste this sheet as many times as is necessary.

* A standard fire hydrant has two 2.5 inch hose connection nozzles with 7.5 threads per inch, and one 4.5 inch pumper connection nozzle with 4 threads per inch.

Water Utility Plant Description (Continued)

For the following three items, list the utility owned assets in each category for each system.

TREATMENT EQUIPMENT:	Pellet Chlorinator
STRUCTURES:	154 ft. of 6 ft. chain link security fence
OTHER:	One VFD connected to booster pump with Shade Structure

Instructions: Fill out the Grey Cells with the relevant information. Input 0 or none if there is nothing recorded in that account or there is no applicable information to report. Copy and paste this sheet as many times as is necessary.

Water Utility Plant Description

Name of the System:	TONTO BASIN WATER - LR GARDENS WEST	
ADEQ Public Water System Number:	AZ0404047	
ADWR PCC Number:	91-000144.0000	

MAINS		
Sizes (inches)	Material	Length (feet)
2	PVC	1,270
3	DIP	335
4	ACP, PVC	13,200
5		
6	ACP, PVC	41,926
8	PVC	861
10	PVC	40
12		

CUSTOMER METERS	
Size (inches)	Quantity
5/8 X 3/4	378
3/4	1
1	13
1 1/2	
Compound 2	5
Turbine 2	
Compound 3	
Turbine 3	1
Compound 4	
Turbine 5	2
Compound 6	
Turbine 6	

SERVICE LINES	
Material	Percent of system

BOOSTER PUMPS		
Horsepower	GPM	Quantity
none		

FIRE HYDRANTS	
Type	Quantity
Standard *	10
Other	

STORAGE TANKS		
Capacity (gallons)	Material	Quantity
100,000	Steel	1

PRESSURE/BLADDER TANKS		
Capacity (gallons)	Material	Quantity

Instructions: Fill out the Grey Cells with the relevant information. Input 0 or none if there is nothing recorded in that account or there is no applicable information to report. Copy and paste this sheet as many times as is necessary.

* A standard fire hydrant has two 2.5 inch hose connection nozzles with 7.5 threads per inch, and one 4.5 inch pumper connection nozzle with 4 threads per inch.

Water Utility Plant Description (Continued)

For the following three items, list the utility owned assets in each category for each system.

TREATMENT EQUIPMENT:	3-pellet chlorinators
STRUCTURES:	788 ft. of 6 ft. chain link security fence. One(1) 8x8 concrete block building.
OTHER:	one(1) LevelCon remove tank level monitor

Instructions: Fill out the Grey Cells with the relevant information. Input 0 or none if there is nothing recorded in that account or there is no applicable information to report. Copy and paste this sheet as many times as is necessary.

Water Utility Plant Description		
Name of the System:	TONTO BASIN WATER- NORTH BAY ESTATES	
ADEQ Public Water System Number:	AZ0404049	
ADWR PCC Number:	91-000145.0000	

MAINS		
Sizes (inches)	Material	Length (feet)
2	PVC	2
3		
4	PVC	3,300
5		
6	PVC	2,070
8		
10		
12		

CUSTOMER METERS	
Size (inches)	Quantity
5/8 X 3/4	65
3/4	
1	1
1 1/2	
Compound 2	
Turbine 2	
Compound 3	
Turbine 3	
Compound 4	
Turbine 5	
Compound 6	
Turbine 6	

SERVICE LINES	
Material	Percent of system

BOOSTER PUMPS		
Horsepower	GPM	Quantity
7.5	90	1

FIRE HYDRANTS	
Type	Quantity
Standard *	none
Other	

STORAGE TANKS		
Capacity (gallons)	Material	Quantity
15,000	Steel	1

PRESSURE/BLADDER TANKS		
Capacity (gallons)	Material	Quantity
120		1

Instructions: Fill out the Grey Cells with the relevant information. Input 0 or none if there is nothing recorded in that account or there is no applicable information to report. Copy and paste this sheet as many times as is necessary.

* A standard fire hydrant has two 2.5 inch hose connection nozzles with 7.5 threads per inch, and one 4.5 inch pumper connection nozzle with 4 threads per inch.

Water Utility Plant Description (Continued)
--

For the following three items, list the utility owned assets in each category for each system.

TREATMENT EQUIPMENT:	One(1) pellet chlorinator
-----------------------------	---------------------------

STRUCTURES:	389 ft. of 6 ft. chain link security fence, gazebo shade cover for Variable Drive Systems & Controls.
--------------------	---

OTHER:	one VFD connected to 7.5HP Booster with shade structure, one LevelCon remote tank level monitor
---------------	---

Instructions: Fill out the Grey Cells with the relevant information. Input 0 or none if there is nothing recorded in that account or there is no applicable information to report. Copy and paste this sheet as many times as is necessary.

Water Utility Plant Description

Name of the System:	TONTO BASIN WATER - ROOSEVELT LAKE ESTATE	
ADEQ Public Water System Number:	AZ0404036	
ADWR PCC Number:	91-000137.0000	

MAINS		
Sizes (inches)	Material	Length (feet)
2	ACP, PVC	449
3	ACP, PVC	3,990
4	ACP, PVC	12,035
5		
6		
8		
10		
12		

CUSTOMER METERS	
Size (inches)	Quantity
5/8 X 3/4	219
3/4	
1	2
1 1/2	
Compound 2	
Turbine 2	
Compound 3	
Turbine 3	
Compound 4	
Turbine 5	
Compound 6	
Turbine 6	

SERVICE LINES	
Material	Percent of system

BOOSTER PUMPS		
Horsepower	GPM	Quantity
7.5		1

FIRE HYDRANTS	
Type	Quantity
Standard *	none
Other	

STORAGE TANKS		
Capacity (gallons)	Material	Quantity
20,000	Steel	1
25,000	Steel	2

PRESSURE/BLADDER TANKS		
Capacity (gallons)	Material	Quantity
2,000	steel	1
120	steel	2

Instructions: Fill out the Grey Cells with the relevant information. Input 0 or none if there is nothing recorded in that account or there is no applicable information to report. Copy and paste this sheet as many times as is necessary.

* A standard fire hydrant has two 2.5 inch hose connection nozzles with 7.5 threads per inch, and one 4.5 inch pumper connection nozzle with 4 threads per inch.

Water Utility Plant Description (Continued)

For the following three items, list the utility owned assets in each category for each system.

TREATMENT EQUIPMENT:	Two(2) pellet chlorinators
STRUCTURES:	300 ft. of 6 ft. chain link security fence
OTHER:	one(1) LevelCon remote tank level monitor

Instructions: Fill out the Grey Cells with the relevant information. Input 0 or none if there is nothing recorded in that account or there is no applicable information to report. Copy and paste this sheet as many times as is necessary.

Customer and Other Information	
Name of the System:	Cactus Forest
ADEQ Public Water System Number:	AZ0411052
ADWR PCC Number:	91-000542.0000

Month	Number of Customers				Other Non-Residential
	Single-Family	Multi-Family	Commercial	Turf/Irrigation	
January	287				
February	286				
March	287				
April	287				
May	287				
June	290				
July	289				
August	284				
September	286				
October	285				
November	288				
December	287				

If the system has fire hydrants, what is the fire flow requirements? GPM for hrs.

Does the system have chlorination treatment?

Does the Company have an ADWR Gallons Per Capita Per Day (GPCPD) requirement?

If yes, provide the GPCPD amount:

Is the Water Utility located in an ADWR Active Management Area (AMA)?
 If yes, which AMA?

Instructions: Fill out the Grey Cells with the relevant information. Input 0 or none if there is nothing recorded in that account or there is no applicable information to report. Copy and paste this sheet as many times as is necessary.

Customer and Other Information	
Name of the System:	TONTO BASIN WATER - LR GARDENS EAST
ADEQ Public Water System Number:	AZ0404022
ADWR PCC Number:	91-000128.0000

Month	Number of Customers				Other Non-Residential
	Single-Family	Multi-Family	Commercial	Turf/Irrigation	
January	54				
February	54				
March	54				
April	56				
May	54				
June	54				
July	54				
August	54				
September	54				
October	54				
November	54				
December	54				

If the system has fire hydrants, what is the fire flow requirements? GPM for hrs.

Does the system have chlorination treatment?

Does the Company have an ADWR Gallons Per Capita Per Day (GCPCPD) requirement?

If yes, provide the GCPCPD amount:

Is the Water Utility located in an ADWR Active Management Area (AMA)?

If yes, which AMA?

Instructions: Fill out the Grey Cells with the relevant information. Input 0 or none if there is nothing recorded in that account or there is no applicable information to report. Copy and paste this sheet as many times as is necessary.

Customer and Other Information	
Name of the System:	TONTO BASIN WATER - LR GARDENS WEST
ADEQ Public Water System Number:	AZ0404047
ADWR PCC Number:	91-000144.0000

Month	Number of Customers				
	Single-Family	Multi-Family	Commercial	Turf/Irrigation	Other Non-Residential
January	453				
February	437				
March	451				
April	452				
May	451				
June	453				
July	452				
August	456				
September	453				
October	457				
November	455				
December	452				

If the system has fire hydrants, what is the fire flow requirements? GPM for hrs.

Does the system have chlorination treatment?

Does the Company have an ADWR Gallons Per Capita Per Day (GPCPD) requirement?
 If yes, provide the GPCPD amount:

Is the Water Utility located in an ADWR Active Management Area (AMA)?
 If yes, which AMA?

Instructions: Fill out the Grey Cells with the relevant information. Input 0 or none if there is nothing recorded in that account or there is no applicable information to report. Copy and paste this sheet as many times as is necessary.

Customer and Other Information	
Name of the System:	TONTO BASIN WATER- NORTH BAY ESTATES
ADEQ Public Water System Number:	AZ0404049
ADWR PCC Number:	91-000145.0000

Month	Number of Customers				
	Single-Family	Multi-Family	Commercial	Turf/Irrigation	Other Non-Residential
January	64				
February	64				
March	64				
April	64				
May	64				
June	64				
July	64				
August	65				
September	64				
October	64				
November	64				
December	64				

If the system has fire hydrants, what is the fire flow requirements? GPM for hrs.

Does the system have chlorination treatment?

Does the Company have an ADWR Gallons Per Capita Per Day (GCPCPD) requirement?
 If yes, provide the GCPCPD amount:

Is the Water Utility located in an ADWR Active Management Area (AMA)?
 If yes, which AMA?

Instructions: Fill out the Grey Cells with the relevant information. Input 0 or none if there is nothing recorded in that account or there is no applicable information to report. Copy and paste this sheet as many times as is necessary.

Customer and Other Information	
Name of the System:	TONTO BASIN WATER - ROOSEVELT LAKE ESTATE
ADEQ Public Water System Number:	AZ0404036
ADWR PCC Number:	91-000137.0000

Month	Number of Customers				
	Single-Family	Multi-Family	Commercial	Turf/Irrigation	Other Non-Residential
January	230				
February	232				
March	232				
April	233				
May	231				
June	230				
July	232				
August	229				
September	229				
October	231				
November	231				
December	229				

If the system has fire hydrants, what is the fire flow requirements? GPM for hrs.

Does the system have chlorination treatment?

Does the Company have an ADWR Gallons Per Capita Per Day (GCPCPD) requirement?
 If yes, provide the GCPCPD amount:

Is the Water Utility located in an ADWR Active Management Area (AMA)?
 If yes, which AMA?

Instructions: Fill out the Grey Cells with the relevant information. Input 0 or none if there is nothing recorded in that account or there is no applicable information to report. Copy and paste this sheet as many times as is necessary.

Tonto Basin Water Co., Inc.
Annual Report
Property Taxes
12/31/18

Property Taxes	
Amount of actual property taxes paid during Calendar Year 2018 was	\$21,009

If no property taxes paid, explain why.

Instructions: Fill out the Grey Cells with the relevant information. Input 0 or none if there is nothing recorded in that cell. If there is no applicable information to report, input none.

Verification and Sworn Statement (Taxes)

RECEIVED

Verification: State of Colorado I, the undersigned of the
(state name)

APR 15 2019

County of (county name):

Denver

ARIZONA CORP COMMISSION
UTILITIES DIVISION - DIRECTOR'S OFFICE

Name (owner or official) title:

Jason Williamson

Company name:

Tonto Basin Water Co., Inc.

DO SAY THAT THIS ANNUAL UTILITY PROPERTY TAX AND SALES TAX REPORT TO THE ARIZONA CORPORATION COMMISSION.

FOR THE YEAR ENDING: 12/31/18

HAS BEEN PREPARED UNDER MY DIRECTION, FROM THE ORIGINAL BOOKS, PAPERS AND RECORDS OF SAID UTILITY; THAT I HAVE CAREFULLY EXAMINED THE SAME, AND DECLARE THE SAME TO BE A COMPLETE AND CORRECT STATEMENT OF BUSINESS AND AFFAIRS OF SAID UTILITY FOR THE PERIOD COVERED BY THIS REPORT IN RESPECT TO EACH AND EVERY MATTER AND THING SET FORTH, TO THE BEST OF MY KNOWLEDGE, INFORMATION AND BELIEF.

Sworn Statement: I HEREBY ATTEST THAT ALL PROPERTY TAXES FOR SAID COMPANY ARE CURRENT AND PAID IN FULL.

I HEREBY ATTEST THAT ALL SALES TAXES FOR SAID COMPANY ARE CURRENT AND PAID IN FULL.



signature of owner/official

720.949.1384

telephone no.

SUBSCRIBED AND SWORN TO BEFORE ME A NOTARY PUBLIC
IN AND FOR THE COUNTY

Denver

(county name)

THIS

11th

DAY OF

April 2019

(month) and (year)

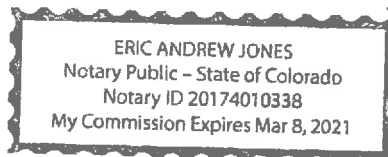
MY COMMISSION EXPIRES

03/08/2021

(date)



(signature of notary public)



RECEIVED

Verification and Sworn Statement

Verification:

State of Colorado I, the undersigned of the
(state name)

APR 15 2019

County of (county name): 0 Denver

Name (owner or official) title: Jason Williamson

ARIZONA CORP COMMISSION
UTILITIES DIVISION - DIRECTOR'S OFFICE

Company name: Tonto Basin Water Co., Inc.

DO SAY THAT THIS ANNUAL UTILITY PROPERTY TAX AND SALES TAX REPORT TO THE ARIZONA CORPORATION COMMISSION.

FOR THE YEAR ENDING: 12/31/18

HAS BEEN PREPARED UNDER MY DIRECTION, FROM THE ORIGINAL BOOKS, PAPERS AND RECORDS OF SAID UTILITY; THAT I HAVE CAREFULLY EXAMINED THE SAME, AND DECLARE THE SAME TO BE A COMPLETE AND CORRECT STATEMENT OF BUSINESS AND AFFAIRS OF SAID UTILITY FOR THE PERIOD COVERED BY THIS REPORT IN RESPECT TO EACH AND EVERY MATTER AND THING SET FORTH, TO THE BEST OF MY KNOWLEDGE, INFORMATION AND BELIEF.

Sworn Statement: IN ACCORDANCE WITH THE REQUIREMENTS OF TITLE 40, ARTICLE 8, SECTION 40-401, ARIZONA REVISED STATUTES, IT IS HEREIN REPORTED THAT THE GROSS OPERATING REVENUE OF SAID UTILITY DERIVED FROM ARIZONA INTRASTATE UTILITY OPERATIONS DURING THE CALENDAR YEAR WAS:

Arizona Intrastate Gross Operating Revenues Only (\$)

\$517,525

(The amount in the box above includes

\$34,032 in sales taxes
billed or collected)

[Handwritten Signature]

signature of owner/official

720.949.1384

telephone no.

SUBSCRIBED AND SWORN TO BEFORE ME A NOTARY PUBLIC
IN AND FOR THE COUNTY

THIS 11th DAY OF April 2019
(county name) (month) and (year)

MY COMMISSION EXPIRES

03/05/2021
(date)

ERIC ANDREW JONES
Notary Public - State of Colorado
Notary ID 20174010338
My Commission Expires Mar 8, 2021

[Handwritten Signature]
(signature of notary public)

Verification and Sworn Statement (Residential Revenue)

Verification:

State of Colorado I, the undersigned of the
(state name)

County of (county name): 0 Denver
Name (owner or official) title: Jason Williamson
Company name: Tonto Basin Water Co., Inc.

RECEIVED
APR 15 2019
ARIZONA CORP COMMISSION
UTILITIES DIVISION - DIRECTOR'S OFFICE

DO SAY THAT THIS ANNUAL UTILITY PROPERTY TAX AND SALES TAX REPORT TO THE ARIZONA CORPORATION COMMISSION.

FOR THE YEAR ENDING: 12/31/18


HAS BEEN PREPARED UNDER MY DIRECTION, FROM THE ORIGINAL BOOKS, PAPERS AND RECORDS OF SAID UTILITY; THAT I HAVE CAREFULLY EXAMINED THE SAME, AND DECLARE THE SAME TO BE A COMPLETE AND CORRECT STATEMENT OF BUSINESS AND AFFAIRS OF SAID UTILITY FOR THE PERIOD COVERED BY THIS REPORT IN RESPECT TO EACH AND EVERY MATTER AND THING SET FORTH, TO THE BEST OF MY KNOWLEDGE, INFORMATION AND BELIEF.

Sworn Statement: IN ACCORDANCE WITH THE REQUIREMENTS OF TITLE 40, ARTICLE 8, SECTION 40-401, ARIZONA REVISED STATUTES, IT IS HEREIN REPORTED THAT THE GROSS OPERATING REVENUE OF SAID UTILITY DERIVED FROM ARIZONA INTRASTATE UTILITY OPERATIONS RECEIVED FROM RESIDENTIAL CUSTOMERS DURING THE CALENDAR YEAR WAS:

Arizona Intrastate Gross Operating Revenues Only (\$)

\$517,525

(The amount in the box above includes
\$34,032 in sales taxes
billed or collected)


signature of owner/official

720.949.1384

telephone no.

SUBSCRIBED AND SWORN TO BEFORE ME A NOTARY PUBLIC
IN AND FOR THE COUNTY Denver

(county name)


THIS 11th


DAY OF April 2019

(month) and (year)

MY COMMISSION EXPIRES 03/08/2021

(date)




signature of notary public

Tonto Basin Water Co., Inc.

Name of the System:	TONTO BASIN WATER - ROOSEVE
ADEQ Public Water System Number:	AZ0404036
ADWR PCC Number:	91-000137.0000

2018 Utility Shutoffs / Disconnects			
Month	Termination without Notice R14-2-410.B	Termination with Notice R14-2-410.C	Other
January		3	
February			
March			
April			
May			
June		1	
July			
August			
September			
October		3	
November		1	
December			
Total	0	8	0

Other (description):

--

Instructions: Fill out the Grey Cells with the relevant information. Input 0 or none if there is nothing recorded in that account or there is no applicable information to report.

RECEIVED

JUN 13 2019

ARIZONA CORP COMMISSION
UTILITIES DIVISION - DIRECTOR'S OFFICE