

ANNUAL REPORT

Of

Company Name:
4743 E. 30th Place

Mailing Address: Yuma AZ
85365

Docket No.: W-02498A
For the Year Ended:

**RECEIVED
BY EMAIL**
05/21/2021, 7:21 AM
**ARIZONA CORPORATION COMMISSION
UTILITIES DIVISION**

WATER UTILITY

To

Arizona Corporation Commission

Due on April 15th

Email: Util-Compliance@azcc.gov, mail or deliver the completed Annual Report to:
Arizona Corporation Commission
Compliance Section - Utilities Division
1200 West Washington Street
Phoenix, Arizona 85007

Application Type:
Application Date:

ARIZONA CORPORATION COMMISSION
WATER UTILITY ANNUAL REPORT
Tierra Mesa Estates Water Co.
A Class Utility

For the Calendar Year Ended: 12/31/20

Primary Address:
City: State: Zip Code:

Telephone Number:

Date of Original Organization of Utility:

Person to whom correspondence should be addressed concerning this report:

Name:
Telephone No. :
Address:
City: State: Zip Code:
Email:

Name:
Telephone No. :
Address:
City: State: Zip Code:
Email:

Name:
Telephone No. :
Address:
City: State: Zip Code:
Email:

Name:
Telephone No. :
Address:
City: State: Zip Code:
Email:

Name:
Telephone No. :
Address:
City: State: Zip Code:
Email:

Ownership:

Counties Served:

Important changes during the year

N/A	For those companies not subject to the affiliated interest rules, has there been a change in ownership or direct control during the year? If yes, please provide specific details in the box below.

Yes	Has the company been notified by any other regulatory authorities during the year, that they are out of compliance? If yes, please provide specific details in the box below.
ADEQ...HIGH URANIUM...WORKING WITH ADEQ AND A GRANT PROGRAM TO INSTALL A URANIUM FILTRATION SYSTEM	

Utility Plant in Service (Water)							
Account No.	Description	Beginning Year Original Cost	Current Year Additions	Current Year Retirements	Adjusted Original Cost	Accumulated Depreciation	OCLD (OC less AD)
301	Organization				\$0		\$0
302	Franchises				0		0
303	Land and Land Rights	5,785	0	0	5,785	0	5,785
304	Structures and Improvements	48,316	0	0	48,316	45,740	2,576
305	Collecting & Improving Reservoirs				0		0
306	Lake, River, Canal Intakes				0		0
307	Wells and Springs	150,092	0	0	150,092	144,462	5,630
308	Infiltration Galleries				0		0
309	Supply Mains				0		0
310	Power Generation Equipment				0		0
311	Pumping Equipment	178,009	0	0	178,009	170,369	7,640
320	Water Treatment Equipment				0		0
320.1	Water Treatment Plants	52,044	0	0	52,044	52,044	0
320.2	Solution Chemical Feeders				0		0
320.3	Point-of-Use Treatment Devices				0		0
330	Distribution Reservoirs and Standpipes				0		0
330.1	Storage Tanks				0		0
330.2	Pressure Tanks		2,470		2,470	62	2,408
331	Transmission and Distribution Mains	70,086	0	0	70,086	61,475	8,611
333	Services	18,750	0	0	18,750	18,750	0
334	Meters and Meter Installations	54,101	12,537	16,751	49,887	17,486	32,401
335	Hydrants	13,705	0	0	13,705	13,705	0
336	Backflow Prevention Devices				0		0
339	Other Plant and Misc. Equipment	1,636	0	0	1,636	1,636	0
340	Office Furniture and Equipment	2,913	0	0	2,913	2,913	0
340.1	Computer & Software	4,770	181	0	4,951	1,735	3,216
341	Transportation Equipment				0		0
342	Stores Equipment				0		0
343	Tools, Shop and Garage Equipment				0		0
344	Laboratory Equipment				0		0
345	Power Operated Equipment				0		0
346	Communication Equipment				0		0
347	Miscellaneous Equipment	2,786	0	0	2,786	2,786	0
348	Other Tangible Plant	176,771	0	0	176,771	45,849	130,922
	Totals	\$779,764	\$15,188	\$16,751	\$778,201	\$579,012	\$199,189

Tierra Mesa Estates Water Co.
Annual Report
Depreciation Expense for the Current Year (Water)
12/31/20

Depreciation Expense for the Current Year (Water)									
Account No.	Description	Beginning Year Original Cost	Current Year Additions	Current Year Retirements	Adjusted Original Cost	Fully Depreciated/Non-depreciable Plant	Depreciable Plant	Depreciation Percentages	Depreciation Expense
301	Organization	\$0	\$0	\$0	\$0		\$0		\$0
302	Franchises	0	0	0	0		0		0
303	Land and Land Rights	5,785	0	0	5,785	0	5,785	0.00%	0
304	Structures and Improvements	48,316	0	0	48,316	45,651	2,665	3.33%	89
305	Collecting & Improving Reservoirs	0	0	0	0		0		0
306	Lake, River, Canal Intakes	0	0	0	0		0		0
307	Wells and Springs	150,092	0	0	150,092	144,268	5,824	3.33%	194
308	Infiltration Galleries	0	0	0	0		0		0
309	Supply Mains	0	0	0	0		0		0
310	Power Generation Equipment	0	0	0	0		0		0
311	Pumping Equipment	178,009	0	0	178,009	169,277	8,732	12.50%	1,092
320	Water Treatment Equipment	0	0	0	0		0		0
320.1	Water Treatment Plants	52,044	0	0	52,044	52,044	0	0.00%	0
320.2	Solution Chemical Feeders	0	0	0	0		0		0
320.3	Point-of-Use Treatment Devices	0	0	0	0		0		0
330	Distribution Reservoirs and Standpipes	0	0	0	0		0		0
330.1	Storage Tanks	0	0	0	0		0		0
330.2	Pressure Tanks	0	2,470	0	2,470	0	2,470	5.00%	62
331	Transmission and Distribution Mains	70,086	0	0	70,086	61,299	8,787	2.00%	176
333	Services	18,750	0	0	18,750	18,750	0	0.00%	0
334	Meters and Meter Installations	54,101	12,537	16,751	49,887	14,350	35,537	8.33%	3,136
335	Hydrants	13,705	0	0	13,705	13,705	0	0.00%	0
336	Backflow Prevention Devices	0	0	0	0		0		0
339	Other Plant and Misc. Equipment	1,636	0	0	1,636	1,636	0	0.00%	0
340	Office Furniture and Equipment	2,913	0	0	2,913	2,913	0	0.00%	0
340.1	Computer & Software	4,770	181	0	4,951	954	3,997	20.00%	781
341	Transportation Equipment	0	0	0	0		0		0
342	Stores Equipment	0	0	0	0		0		0
343	Tools, Shop and Garage Equipment	0	0	0	0		0		0
344	Laboratory Equipment	0	0	0	0		0		0
345	Power Operated Equipment	0	0	0	0		0		0
346	Communication Equipment	0	0	0	0		0		0
347	Miscellaneous Equipment	2,786	0	0	2,786	2,786	0	0.00%	0
348	Other Tangible Plant	176,771	0	0	176,771	133,105	43,666	5.00%	2,183
	Subtotal	\$779,764	\$15,188	\$16,751	\$778,201	\$660,738	\$117,463		\$7,712

Contribution(s) in Aid of Construction (Gross) \$0
Less: Non Amortizable Contribution(s)
Fully Amortized Contribution(s)
Amortizable Contribution(s) \$0
Times: Proposed Amortization Rate 6.57%
Amortization of CIAC \$0

Less: Amortization of CIAC \$0

DEPRECIATION EXPENSE \$7,712

Tierra Mesa Estates Water Co.
 Annual Report
 Balance Sheet Assets
 12/31/20

Balance Sheet Assets				
	Assets		Balance at Beginning of Year (2020)	Balance at End of Year (2020)
Account No.	Current and Accrued Assets			
131	Cash		\$57,572	\$85,042
134	Working Funds			
135	Temporary Cash Investments			
141	Customer Accounts Receivable		5,740	6,268
146	Notes Receivable from Associated Companies			
151	Plant Material and Supplies			
162	Prepayments			
174	Miscellaneous Current and Accrued Assets			
	Total Current and Accrued Assets		\$63,312	\$91,310
Account No.	Fixed Assets			
101	Utility Plant in Service*		\$779,764	\$778,201
103	Property Held for Future Use			
105	Construction Work in Progress			
108	Accumulated Depreciation (enter as negative)*		(660,737)	(579,012)
121	Non-Utility Property			
122	Accumulated Depreciation - Non Utility			
	Total Fixed Assets		\$119,027	\$199,189
	Total Assets		\$182,339	\$290,499

*Note these items feed automatically from AR3 UPIS Page 4

Tierra Mesa Estates Water Co.
Annual Report
Balance Sheet Liabilities and Owners Equity

Balance Sheet Liabilities and Owners Equity				
	Liabilities		Balance at Beginning of Year (2020)	Balance at End of Year (2020)
Account No.	Current Liabilities			
231	Accounts Payable			
232	Notes Payable (Current Portion)			
234	Notes Payable to Associated Companies			
235	Customer Deposits		6,628	8,221
236	Accrued Taxes			
237	Accrued Interest			
242	Miscellaneous Current and Accrued Liabilities			
	Total Current Liabilities		\$6,628	\$8,221
	Long Term Debt			
224	Long Term Debt (Notes and Bonds)			
	Deferred Credits			
251	Unamortized Premium on Debt			
252	Advances in Aid of Construction			
255	Accumulated Deferred Investment Tax Credits			
271	Contributions in Aid of Construction			
272	Less: Amortization of Contributions			
281	Accumulated Deferred Income Tax			
	Total Deferred Credits		\$0	\$0
	Total Liabilites		\$6,628	\$8,221
	Capital Accounts			
201	Common Stock Issued		\$32,157	\$32,157
211	Other Paid-In Capital			
215	Retained Earnings		143,553	250,121
218	Proprietary Capital (Sole Props and Partnerships)			
	Total Capital		\$175,710	\$282,278
	Total Liabilities and Capital		\$182,338	\$290,499

Note: Total liabilities and Capital must match total assets for the beginning and end of the year!

Water Comparative Income Statement			
Account No.	Calendar Year	Current Year 01/01/2020 - 12/31/2020	Last Year 01/01/2019 - 12/31/2019
	Operating Revenue		
461	Metered Water Revenue	\$128,688	\$107,759
460	Unmetered Water Revenue		
462	Fire Protection Revenue		
469	Guaranteed Revenues (Surcharges)		
471	Miscellaneous Service Revenues	1,715	3,850
474	Other Water Revenue		
	Total Revenues	\$130,402	\$111,609
	Operating Expenses		
601	Salaries and Wages		
604	Employee Pensions and Benefits		
610	Purchased Water		
615	Purchased Power	13,992	14,913
618	Chemicals		
620	Materials and Supplies	2,831	652
620.1	Repairs and Maintenance	6,276	883
620.2	Office Supplies and Expense	937	1,513
630	Contractual Services		
631	Contractual Services - Engineering		
632	Contractual Services - Accounting	2,750	3,100
633	Contractual Services - Legal		
634	Contractual Services - Management Fees	17,518	19,176
635	Contractual Services - Water Testing	2,373	3,083
636	Contractual Services - Other	34,005	34,400
640	Rents		
641	Rental of Building/Real Property		
642	Rental of Equipment	1,150	821
650	Transportation Expenses	5,393	6,529
657	Insurance - General Liability	1,614	1,597
657.1	Insurance - Health and Life		
665	Regulatory Commission Expense - Rate		
670	Bad Debt Expense		
675	Miscellaneous Expense	3,825	5,189
403	Depreciation Expense (From Schedule AR4)	7,712	6,503
408	Taxes Other Than Income		
408.11	Property Taxes	4,842	4,936
409	Income Taxes		
427.1	Customer Security Deposit Interest		
	Total Operating Expenses	\$105,216	\$103,295
	Operating Income / (Loss)	\$25,186	\$8,314
	Other Income / (Expense)		
419	Interest and Dividend Income		
421	Non-Utility Income		
426	Miscellaneous Non-Utility (Expense)		
427	Interest (Expense)		(114)
	Total Other Income / (Expense)	\$0	(\$114)
	Net Income / (Loss)	\$25,186	\$8,200

Tierra Mesa Estates Water Co.
 Annual Report
 Full time equivalent employees
 12/31/20

Full time equivalent employees

	Direct Company	Allocated	Outside service	Total
President				0.0
Vice-president				0.0
Manager			2.2	2.2
Engineering Staff				0.0
System Operator(s)			4.2	4.2
Meter reader			3.2	3.2
Customer Service			2.2	2.2
Accounting			2.2	2.2
Business Office				0.0
Rates Department				0.0
Administrative Staff				0.0
Other				0.0
Total	0.0	0.0	14.0	14.0

Supplemental Financial Data (Long-Term Debt)				
	Loan #1	Loan #2	Loan #3	Loan #4
Date Issued				
Source of Loan				
ACC Decision No.				
Reason for Loan				
Dollar Amt. Issued				
Amount Outstanding				
Date of Maturity				
Interest Rate				
Current Year Interest				
Current Year Principal				

Meter Deposit Balance at Test Year End:

Meter Deposits Refunded During the Test Year:

List all bonds, notes, loans, and other types of indebtedness in which the proceeds were used in the provision of public utility service. Indebtedness incurred for personal uses by the owner of the utility should not be listed. Input 0 or none if there is nothing to report for that cell.

Well and Water Usage											
Name of the System:		TIERRA MESA ESTATES WTR									
ADEQ Public Water System Number:		AZ0414080									
ADWR PCC Number:		91-000725.0000									
Well registry 55# (55-XXXXXX):	Pump Horsepower	Pump Yield (gpm)	Casing Depth (feet)	Casing Diameter (inches)	Pump Motor Type **	Year Drilled	Water level 2010	Water level 2020	Meter Size (inches)	How measured:	Active
55-544245	UNKNOWN	350	200	10	SUB	1994	UNKNOWN	UNKNOWN		N/A	Yes
55-544246	UNKNOWN	40	175	5	SUB	1994	UNKNOWN	UNKNOWN		N/A	Yes
55-806428	15	150	160	8	OFFLINE	1992	UNKNOWN	UNKNOWN	4	N/A	No

Name of system water delivered to: _____
 ADWR PCC Number: _____
 Source of water delivered to another system: _____

Name of system water received from: _____
 ADWR PCC Number: _____
 Source of water received: _____
 Well registry 55# (55-XXXXXX): _____

Month	Water withdrawn (gallons) ¹	Water sold (gallons) ²	Water delivered (sold) to other systems (gallons) ³	Water received (purchased) from other systems (gallons) ⁴	Estimated authorized use (gallons) ⁵	Purchased Power Expense ⁶	Purchased Power (kWh) ⁷
January		3,824,997.00				\$751	65
February		2,989,082.00				963	51
March		3,299,181.00				838	43
April		4,228,702.00				850	48
May		6,143,292.00				873	49
June		6,506,108.00				1,090	60
July		7,596,100.00				1,424	67
August		7,526,241.00				1,533	67
September		7,618,030.00				1,435	67
October		5,295,290.00				1,384	62
November		4,878,682.00				1,199	62
December		4,232,742.00				1,216	62
Totals	0.00	64,138,447.00	0.00	0.00	0.00	\$13,556	704

If applicable, in the space below please provide a description for all un-metered water use along with amounts:

1 Water withdrawn - Total gallons of water withdrawn from pumped sources.
 2 Water sold - Total gallons from customer meters, and other sales such as construction water.
 3 Water delivered (sold) to other systems - Total gallons of water delivered to other systems.
 4 Water received (purchased) from other systems - Total gallons of water purchased/received from other systems.
 5 Estimated authorized use - Total estimated gallons from authorized metered or un-metered use. Authorized uses such as flushing (mains, services and hydrants) draining/cleaning tanks, process, construction, fire fighting, etc. Non-authorized use (real losses) are service line breaks and leaks, water main breaks, meter inaccuracies and theft.
 6 Enter the total purchased power costs for the power meters associated with this system.
 7 Enter the total purchased kWh used by the power meters associated with this system.

Water Utility Plant Description

Name of the System:	TIERRA MESA ESTATES WTR		
ADEQ Public Water System Number:	AZ0414080		
ADWR PCC Number:	91-000725.0000		

MAINS		
Sizes (inches)	Material	Length (feet)
4.00	ACP	1,200
6.00	ACP	660
8.00	ACP	1,560
4.00	PVC	5,866
6.00	PVC	1,850
8.00	PVC	7,893

CUSTOMER METERS			
Size (inches)	Quantity	Percent over 1,000,000 gallons	Percent over 10 years old
5/8 X 3/4	245		

SERVICE LINES		
Material	Percent of system	Year installed

BOOSTER PUMPS		
Horsepower	GPM	Quantity
10		2

FIRE HYDRANTS	
Type	Quantity
Standard *	5
Other	

STORAGE TANKS			
Capacity (gallons)	Material	Quantity	Year installed
100,000	METAL	1	
30,000	METAL	1	

PRESSURE/BLADDER TANKS			
Capacity (gallons)	Material	Quantity	Year installed
1,000		1	
3,000		1	

* A standard fire hydrant has two 2.5 inch hose connection nozzles with 7.5 threads per inch, and one 4.5 inch pumper connection nozzle with 4 threads per inch.

Water Utility Plant Description (Continued)

For the following three items, list the utility owned assets in each category for each system.

TREATMENT EQUIPMENT:	35 GALLON CL2 TANK AND METERING PUMP (NOT CURRENTLY IN USE)
-----------------------------	---

STRUCTURES:	12' X 6' CMV CHEMICAL BULIDING, 16' X 19' CONCRETE CONTAINMENT STRUCTURE FOR CAUSTIC STORAGE TANK 3' X 8'
--------------------	---

OTHER:	210 LF 6' CMP FENCING; 270 LF 6' CHAINLINK FENCING; AREA LIGHTING; STANDARDS ON CONCRETE BLOCK; EYE WASHING STATION (NOT CURRENTLY IN USE)
---------------	--

Provide a calculation used to determine the value of one water equivalent residential connection (ERC).

Use one of the following methods:

- (a) If actual flow data are available from the preceding 12 months, divide the total annual single family residence (SFR) gallons sold by the average number of single family residence customers for the same period and divide the result by 365
- (b) If no historical flow data are available, use:
 $ERC = (\text{Total SFR gallons sold (Omit 000)} / 365 \text{ days} / 350 \text{ gallons per day})$

ERC

Method used:

Customer and Other Information	
Name of the System:	TIERRA MESA ESTATES WTR
ADEQ Public Water System Number:	AZ0414080
ADWR PCC Number:	91-000725.0000

Month	Number of Customers				Other Non-Residential
	Single-Family	Multi-Family	Commercial	Turf/Irrigation	
January	242				
February	242				
March	242				
April	242				
May	243				
June	244				
July	244				
August	244				
September	244				
October	243				
November	242				
December	243				

If the system has fire hydrants, what is the fire flow requirements? GPM for hrs.

Does the system have chlorination treatment?

Does the Company have an ADWR Gallons Per Capita Per Day (GPCPD) requirement?
 If yes, provide the GPCPD amount:

Is the Water Utility located in an ADWR Active Management Area (AMA)?
 If yes, which AMA?

What is the present system connection capacity (in ERCs *) using existing lines?

What is the future system connection capacity (in ERCs *) upon service area buildout?

Describe any plans and estimated completion dates for any enlargements or improvements of this system.

* an ERC is based on the calculation on the bottom of AR9 page 12.

Tierra Mesa Estates Water Co.
 Annual Report
 Utility Shutoffs / Disconnects
 12/31/20

Utility Shutoffs / Disconnects	
Name of the System:	TIERRA MESA ESTATES WTR
ADEQ Public Water System Number:	AZ0414080
ADWR PCC Number:	91-000725.0000

Month	Termination without Notice R14-2-410.B	Termination with Notice R14-2-410.C	Other
January	1	2	
February		1	
March		2	
April		2	
May		2	
June			
July			
August			
September			
October			
November			
December			
Total	1	9	0

Other (description):

Instructions: Fill out the Grey Cells with the relevent information. Input 0 or none if there is nothing recorded in that account or there is no applicable information to report.

Property Taxes

Amount of actual property taxes paid during Calendar Year 2020 was

\$4,842

If no property taxes paid, explain why.

Instructions: Fill out the Grey Cells with the relevant information. Input 0 or none if there is nothing recorded in that account or there is no applicable information to report.

Verification and Sworn Statement (Taxes)

Verification: State of Arizona I, the undersigned of the
(state name)

County of (county name): Yuma
Name (owner or official) title: NANCY MILLER
Company name: Tierra Mesa Estates Water Co.

DO SAY THAT THIS ANNUAL UTILITY PROPERTY TAX AND SALES TAX REPORT TO THE ARIZONA CORPORATION COMMISSION.

FOR THE YEAR ENDING: 12/31/20

HAS BEEN PREPARED UNDER MY DIRECTION, FROM THE ORIGINAL BOOKS, PAPERS AND RECORDS OF SAID UTILITY; THAT I HAVE CAREFULLY EXAMINED THE SAME, AND DECLARE THE SAME TO BE A COMPLETE AND CORRECT STATEMENT OF BUSINESS AND AFFAIRS OF SAID UTILITY FOR THE PERIOD COVERED BY THIS REPORT IN RESPECT TO EACH AND EVERY MATTER AND THING SET FORTH, TO THE BEST OF MY KNOWLEDGE, INFORMATION AND BELIEF.

Sworn Statement: I HEREBY ATTEST THAT ALL PROPERTY TAXES FOR SAID COMPANY ARE CURRENT AND PAID IN FULL.

I HEREBY ATTEST THAT ALL SALES TAXES FOR SAID COMPANY ARE CURRENT AND PAID IN FULL.

Nancy Miller
signature of owner/official

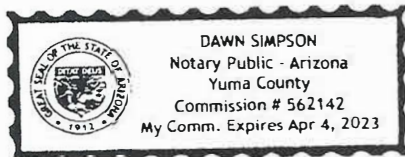
928-341-9685
telephone no.

SUBSCRIBED AND SWORN TO BEFORE ME A NOTARY PUBLIC
IN AND FOR THE COUNTY

THIS 17th DAY OF May, 2021
(month) and (year)

MY COMMISSION EXPIRES

04/04/2023
(date)



[Signature]
(signature of notary public)

Verification and Sworn Statement

Verification:

State of Arizona I, the undersigned of the
(state name)

County of (county name): Yuma
Name (owner or official) title: NANCY MILLER
Company name: Tierra Mesa Estates Water Co.

DO SAY THAT THIS ANNUAL UTILITY PROPERTY TAX AND SALES TAX REPORT TO THE ARIZONA CORPORATION COMMISSION.

FOR THE YEAR ENDING: 12/31/20

HAS BEEN PREPARED UNDER MY DIRECTION, FROM THE ORIGINAL BOOKS, PAPERS AND RECORDS OF SAID UTILITY; THAT I HAVE CAREFULLY EXAMINED THE SAME, AND DECLARE THE SAME TO BE A COMPLETE AND CORRECT STATEMENT OF BUSINESS AND AFFAIRS OF SAID UTILITY FOR THE PERIOD COVERED BY THIS REPORT IN RESPECT TO EACH AND EVERY MATTER AND THING SET FORTH, TO THE BEST OF MY KNOWLEDGE, INFORMATION AND BELIEF.

Sworn Statement: IN ACCORDANCE WITH THE REQUIREMENTS OF TITLE 40, ARTICLE 8, SECTION 40-401, ARIZONA REVISED STATUTES, IT IS HEREIN REPORTED THAT THE GROSS OPERATING REVENUE OF SAID UTILITY DERIVED FROM ARIZONA INTRASTATE UTILITY OPERATIONS DURING THE CALENDAR YEAR WAS:

Arizona Intrastate Gross Operating Revenues Only (\$)
\$130,402
(The amount in the box above includes
\$0 in sales taxes
billed or collected)

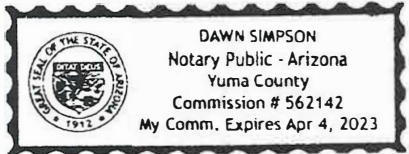
Nancy Miller
signature of owner/official

928-341-9685
telephone no.

SUBSCRIBED AND SWORN TO BEFORE ME A NOTARY PUBLIC
IN AND FOR THE COUNTY

THIS 17th DAY OF May 2021
(month) and (year)

MY COMMISSION EXPIRES 04/04/2023
(date)



[Signature]
(signature of notary public)

Verification and Sworn Statement (Residential Revenue)

Verification:

State of Arizona I, the undersigned of the
(state name)

County of (county name): Yuma
Name (owner or official) title: NANCY MILLER
Company name: Tierra Mesa Estates Water Co.

DO SAY THAT THIS ANNUAL UTILITY PROPERTY TAX AND SALES TAX REPORT TO THE ARIZONA CORPORATION COMMISSION.

FOR THE YEAR ENDING: 12/31/20

HAS BEEN PREPARED UNDER MY DIRECTION, FROM THE ORIGINAL BOOKS, PAPERS AND RECORDS OF SAID UTILITY; THAT I HAVE CAREFULLY EXAMINED THE SAME, AND DECLARE THE SAME TO BE A COMPLETE AND CORRECT STATEMENT OF BUSINESS AND AFFAIRS OF SAID UTILITY FOR THE PERIOD COVERED BY THIS REPORT IN RESPECT TO EACH AND EVERY MATTER AND THING SET FORTH, TO THE BEST OF MY KNOWLEDGE, INFORMATION AND BELIEF.

Sworn Statement:

IN ACCORDANCE WITH THE REQUIREMENTS OF TITLE 40, ARTICLE 8, SECTION 40-401, ARIZONA REVISED STATUTES, IT IS HEREIN REPORTED THAT THE GROSS OPERATING REVENUE OF SAID UTILITY DERIVED FROM ARIZONA INTRASTATE UTILITY OPERATIONS RECEIVED FROM RESIDENTIAL CUSTOMERS DURING THE CALENDAR YEAR WAS:

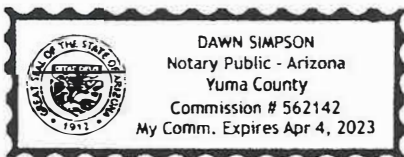
Arizona Intrastate Gross Operating Revenues Only (\$)
\$130,402
(The amount in the box above includes
\$0 in sales taxes
billed or collected)

Nancy Miller
signature of owner/official
928-341-9685
telephone no.

SUBSCRIBED AND SWORN TO BEFORE ME A NOTARY PUBLIC
IN AND FOR THE COUNTY Yuma
(county name)

THIS 17th DAY OF May 2021
(month) and (year)

MY COMMISSION EXPIRES 04/04/2023
(date)



[Signature]
(signature of notary public)

Tierra Mesa Estates Water Co.
Annual Report
for Income Tax Statement of Certification
12/31/20

for Income Tax Statement of Certification

Verification:

State of Arizona I, the undersigned of the
(state name)

County of (county name): Yuma
Name (owner or official) title: NANCY MILLER
Company name: Tierra Mesa Estates Water Co.

FOR THE YEAR ENDING: 12/31/20

Sworn Statement:

IN ACCORDANCE WITH THE REQUIREMENTS OF DECISION NO. 77084, BECAUSE THE UTILITY REQUIRES THE GROSS UP OF ADVANCES AND CONTRIBUTIONS, I HEREBY STATE THAT THE UTILITY A NET INCREASE IN CURRENT INCOME TAX EXPENSE OR A DECREASE IN DEFERRED TAX ASSET FOR A CARRY FORWARD ACCORDING TO GAAP IN AN AMOUNT EQUAL TO OR GREATER THAN THE AMOUNT OF THE REQUIRED GROSS UP PAID BY DEVELOPERS IN THE PERIOD COVERED BY THIS ANNUAL REPORT.

Nancy Miller
signature of owner/official

928-341-9685
telephone no.

SUBSCRIBED AND SWORN TO BEFORE ME A NOTARY PUBLIC
IN AND FOR THE COUNTY

Yuma
(county name)

THIS 17th DAY OF May 2021
(month) and (year)

MY COMMISSION EXPIRES 04/04/2023
(date)

[Signature]
(signature of notary public)

