

**ANNUAL REPORT**

Of

Company Name: Tierra Linda Water Company, Inc.

PO Box ~~14858~~ **85160**

Mailing Address:

Tucson AZ

~~85732~~ **85754**

Docket No.: W-20810A

For the Year Ended: 12/31/18

**RECEIVED**  
**MAY 17 2019**  
ARIZONA CORP COMMISSION  
UTILITIES DIVISION - DIRECTOR'S OFFICE

**WATER UTILITY**

To

Arizona Corporation Commission

**Due on April 15th**

Email: [rdelafuente@azcc.gov](mailto:rdelafuente@azcc.gov), mail or deliver the completed Annual Report to:

Arizona Corporation Commission  
Compliance Section - Utilities Division  
1200 West Washington Street  
Phoenix, Arizona 85007

Application Type: Original Filing

Application Date: 5/17/2019

**5-17-19**

**5-21-19**

ARIZONA CORPORATION COMMISSION  
WATER UTILITY ANNUAL REPORT  
Tierra Linda Water Company, Inc.  
A Class  Utility

1. For the Calendar Year Ended:

2. Address:   
City:  State:  Zip Code:

3. Telephone Number:

4. Date of Original Organization of Utility:

5. Person to whom correspondence should be addressed concerning this report:

Name:   
Telephone No. :   
Address:   
City:  State:  Zip Code:   
Email:

6. On-Site Manager:

Name:   
Telephone No. :   
Address:   
City:  State:  Zip Code:   
Email:

7. Ownership:

8. Counties Served:

Tierra Linda Water Company, Inc.  
 Annual Report  
 Utility Plant in Service (Water)  
 12/31/18

| Utility Plant in Service (Water) |  |                              |                        |                          |                        |                          |                   |
|----------------------------------|--|------------------------------|------------------------|--------------------------|------------------------|--------------------------|-------------------|
| Account No.                      | Description                            | Beginning Year Original Cost | Current Year Additions | Current Year Retirements | Adjusted Original Cost | Accumulated Depreciation | OCLD (OC less AD) |
| 301                              | Organization                           | \$0                          | \$0                    | \$0                      | \$0                    |                          | \$0               |
| 302                              | Franchises                             |                              |                        |                          | 0                      |                          | 0                 |
| 303                              | Land and Land Rights                   |                              |                        |                          | 0                      |                          | 0                 |
| 304                              | Structures and Improvements            | 45,800                       |                        |                          | 45,800                 | 22,282                   | 23,518            |
| 305                              | Collecting & Improving Reservoirs      |                              |                        |                          | 0                      |                          | 0                 |
| 306                              | Lake, River, Canal Intakes             |                              |                        |                          | 0                      |                          | 0                 |
| 307                              | Wells and Springs                      | 32,054                       |                        |                          | 32,054                 | 18,159                   | 13,895            |
| 308                              | Infiltration Galleries                 |                              |                        |                          | 0                      |                          | 0                 |
| 309                              | Supply Mains                           |                              |                        |                          | 0                      |                          | 0                 |
| 310                              | Power Generation Equipment             |                              |                        |                          | 0                      |                          | 0                 |
| 311                              | Pumping Equipment                      | 187,025                      |                        |                          | 187,025                | 186,719                  | 306               |
| 320                              | Water Treatment Equipment              |                              |                        |                          | 0                      |                          | 0                 |
| 320.1                            | Water Treatment Plants                 |                              |                        |                          | 0                      |                          | 0                 |
| 320.2                            | Solution Chemical Feeders              |                              |                        |                          | 0                      |                          | 0                 |
| 320.3                            | Point-of-Use Treatment Devices         |                              |                        |                          | 0                      |                          | 0                 |
| 330                              | Distribution Reservoirs and Standpipes | 195,918                      |                        |                          | 195,918                | 84,556                   | 111,362           |
| 330.1                            | Storage Tanks                          |                              |                        |                          | 0                      |                          | 0                 |
| 330.2                            | Pressure Tanks                         |                              |                        |                          | 0                      |                          | 0                 |
| 331                              | Transmission and Distribution Mains    | 490,046                      |                        |                          | 490,046                | 184,005                  | 306,041           |
| 333                              | Services                               | 35,822                       |                        |                          | 35,822                 | 15,133                   | 20,689            |
| 334                              | Meters and Meter Installations         | 11,496                       | 486                    |                          | 11,982                 | 8,768                    | 3,214             |
| 335                              | Hydrants                               | 59,819                       |                        |                          | 59,819                 | 24,286                   | 35,533            |
| 336                              | Backflow Prevention Devices            | 4,225                        |                        |                          | 4,225                  | 3,058                    | 1,167             |
| 339                              | Other Plant and Misc. Equipment        |                              |                        |                          | 0                      |                          | 0                 |
| 340                              | Office Furniture and Equipment         |                              |                        |                          | 0                      |                          | 0                 |
| 340.1                            | Computer & Software                    |                              |                        |                          | 0                      |                          | 0                 |
| 341                              | Transportation Equipment               |                              |                        |                          | 0                      |                          | 0                 |
| 342                              | Stores Equipment                       |                              |                        |                          | 0                      |                          | 0                 |
| 343                              | Tools, Shop and Garage Equipment       |                              |                        |                          | 0                      |                          | 0                 |
| 344                              | Laboratory Equipment                   |                              |                        |                          | 0                      |                          | 0                 |
| 345                              | Power Operated Equipment               |                              |                        |                          | 0                      |                          | 0                 |
| 346                              | Communication Equipment                |                              |                        |                          | 0                      |                          | 0                 |
| 347                              | Miscellaneous Equipment                |                              |                        |                          | 0                      |                          | 0                 |
| 348                              | Other Tangible Plant                   |                              |                        |                          | 0                      |                          | 0                 |
|                                  | <b>Totals</b>                          | <b>\$1,062,205</b>           | <b>\$486</b>           | <b>\$0</b>               | <b>\$1,062,691</b>     | <b>\$546,966</b>         | <b>\$515,725</b>  |

**Instructions:** Fill out the Grey Cells with the relevant information. Input 0 or none if there is nothing recorded in that account or there is no applicable information to report.

Tierra Linda Water Company, Inc.  
Annual Report  
Depreciation Expense for the Current Year (Water)  
12/31/18

| Depreciation Expense for the Current Year (Water) |  |                              |                        |                          |                        |   |                          |                      |
|---|--|------------------------------|------------------------|--------------------------|------------------------|---|--------------------------|----------------------|
| Account No.                                       | Description                            | Beginning Year Original Cost | Current Year Additions | Current Year Retirements | Adjusted Original Cost | Fully Depreciated/Non-depreciable Plant | Depreciation Percentages | Depreciation Expense |
| 301   | Organization                           | \$0                          | \$0                    | \$0                      | \$0                    | \$0                                     | 0.00%                    | \$0                  |
| 302   | Franchises                             | 0                            | 0                      | 0                        | 0                      |   |                          | 0                    |
| 303   | Land and Land Rights                   | 0                            | 0                      | 0                        | 0                      |   |                          | 0                    |
| 304   | Structures and Improvements            | 45,800                       | 0                      | 0                        | 45,800                 |   | 3.33%                    | 1,525                |
| 305   | Collecting & Improving Reservoirs      | 0                            | 0                      | 0                        | 0                      |   |                          | 0                    |
| 306   | Lake, River, Canal Intakes             | 0                            | 0                      | 0                        | 0                      |   |                          | 0                    |
| 307   | Wells and Springs                      | 32,054                       | 0                      | 0                        | 32,054                 |   | 3.33%                    | 1,067                |
| 308   | Infiltration Galleries                 | 0                            | 0                      | 0                        | 0                      |   |                          | 0                    |
| 309   | Supply Mains                           | 0                            | 0                      | 0                        | 0                      |   |                          | 0                    |
| 310   | Power Generation Equipment             | 0                            | 0                      | 0                        | 0                      |   |                          | 0                    |
| 311   | Pumping Equipment                      | 187,025                      | 0                      | 0                        | 187,025                |   | 12.50%                   | 22,658               |
| 320   | Water Treatment Equipment              | 0                            | 0                      | 0                        | 0                      |   |                          | 0                    |
| 320.1   | Water Treatment Plants                 | 0                            | 0                      | 0                        | 0                      |   |                          | 0                    |
| 320.2   | Solution Chemical Feeders              | 0                            | 0                      | 0                        | 0                      |   |                          | 0                    |
| 320.3   | Point-of-Use Treatment Devices         | 0                            | 0                      | 0                        | 0                      |   |                          | 0                    |
| 330   | Distribution Reservoirs and Standpipes | 195,918                      | 0                      | 0                        | 195,918                |   | 2.22%                    | 4,349                |
| 330.1   | Storage Tanks                          | 0                            | 0                      | 0                        | 0                      |   |                          | 0                    |
| 330.2   | Pressure Tanks                         | 0                            | 0                      | 0                        | 0                      |   |                          | 0                    |
| 331   | Transmission and Distribution Mains    | 490,046                      | 0                      | 0                        | 490,046                |   | 2.00%                    | 9,801                |
| 333   | Services                               | 35,822                       | 0                      | 0                        | 35,822                 |   | 3.33%                    | 1,193                |
| 334   | Meters and Meter Installations         | 11,496                       | 486                    | 0                        | 11,982                 |   | 8.33%                    | 978                  |
| 335   | Hydrants                               | 59,819                       | 0                      | 0                        | 59,819                 |   | 2.00%                    | 1,196                |
| 336   | Backflow Prevention Devices            | 4,225                        | 0                      | 0                        | 4,225                  |   | 6.67%                    | 282                  |
| 339   | Other Plant and Misc. Equipment        | 0                            | 0                      | 0                        | 0                      |   |                          | 0                    |
| 340   | Office Furniture and Equipment         | 0                            | 0                      | 0                        | 0                      |   |                          | 0                    |
| 340.1   | Computer & Software                    | 0                            | 0                      | 0                        | 0                      |   |                          | 0                    |
| 341   | Transportation Equipment               | 0                            | 0                      | 0                        | 0                      |   |                          | 0                    |
| 342   | Stores Equipment                       | 0                            | 0                      | 0                        | 0                      |   |                          | 0                    |
| 343   | Tools, Shop and Garage Equipment       | 0                            | 0                      | 0                        | 0                      |   |                          | 0                    |
| 344   | Laboratory Equipment                   | 0                            | 0                      | 0                        | 0                      |   |                          | 0                    |
| 345   | Power Operated Equipment               | 0                            | 0                      | 0                        | 0                      |   |                          | 0                    |
| 346   | Communication Equipment                | 0                            | 0                      | 0                        | 0                      |   |                          | 0                    |
| 347   | Miscellaneous Equipment                | 0                            | 0                      | 0                        | 0                      |   |                          | 0                    |
| 348   | Other Tangible Plant                   | 0                            | 0                      | 0                        | 0                      |   |                          | 0                    |
|   | <b>Subtotal</b>                        | <b>\$1,062,205</b>           | <b>\$486</b>           | <b>\$0</b>               | <b>\$1,062,691</b>     | <b>\$0</b>                              |                          | <b>\$43,050</b>      |

|  |                  |
|--|------------------|
| Contribution(s) in Aid of Construction (Gross) | \$206,327        |
| Less: Non Amortizable Contribution(s)          | 0                |
| Fully Amortized Contribution(s)                | 0                |
| Amortizable Contribution(s)                    | <u>\$206,327</u> |
| Times: Proposed Amortization Rate              | 2.20%            |
| <b>Amortization of CIAC</b>                    | <b>\$4,539</b>   |

Less: Amortization of CIAC

**DEPRECIATION EXPENSE**

**Instructions:** Fill out the Grey Cells with the relevant information. Input 0 or none if there is nothing recorded in that account or there is no applicable information to report.

Tierra Linda Water Company, Inc.  
 Annual Report  
 Balance Sheet Assets  
 12/31/18

| Balance Sheet Assets |   |                                     |                               |
|----------------------|---|-------------------------------------|-------------------------------|
|                      | Assets  | Balance at Beginning of Year (2018) | Balance at End of Year (2018) |
| Account No.          | <b>Current and Accrued Assets</b>             |                                     |                               |
| 131                  | Cash  | \$36,527                            | \$28,285                      |
| 134                  | Working Funds                                 |                                     |                               |
| 135                  | Temporary Cash Investments                    |                                     |                               |
| 141                  | Customer Accounts Receivable                  | (3,002)                             | (4,955)                       |
| 146                  | Notes Receivable from Associated Companies    |                                     |                               |
| 151                  | Plant Material and Supplies                   |                                     |                               |
| 162                  | Prepayments                                   | 800                                 | 800                           |
| 174                  | Miscellaneous Current and Accrued Assets      | 0                                   | 0                             |
|                      | <b>Total Current and Accrued Assets</b>       | <b>\$34,325</b>                     | <b>\$24,130</b>               |
| Account No.          | <b>Fixed Assets</b>                           |                                     |                               |
| 101                  | Utility Plant in Service*                     | \$1,062,205                         | \$1,062,691                   |
| 103                  | Property Held for Future Use                  |                                     |                               |
| 105                  | Construction Work in Progress                 |                                     |                               |
| 108                  | Accumulated Depreciation (enter as negative)* | (503,916)                           | (546,966)                     |
| 121                  | Non-Utility Property                          | 0                                   | 0                             |
| 122                  | Accumulated Depreciation - Non Utility        | 0                                   | 0                             |
|                      | <b>Total Fixed Assets</b>                     | <b>\$558,289</b>                    | <b>\$515,725</b>              |
|                      | <b>Total Assets</b>                           | <b>\$592,614</b>                    | <b>\$539,855</b>              |

**Instructions:** Fill out the Grey Cells with the relevant information. Input 0 or none if there is nothing recorded in that account or there is no applicable information to report.

\*Note these items feed automatically from AR3 UPIS Page 3

Tierra Linda Water Company, Inc.  
Annual Report  
Balance Sheet Liabilities and Owners Equity

| Balance Sheet Liabilities and Owners Equity |   |  |  |                                  |
|---|---|--|--|----------------------------------|
|   | Liabilities                                       |  | Balance at Beginning<br>of Year (2018) | Balance at End of<br>Year (2018) |
| Account No.                                 | <b>Current Liabilities</b>                        |  |  |                                  |
| 231   | Accounts Payable                                  |  | (\$219)                                | \$239                            |
| 232   | Notes Payable (Current Portion)                   |  |  |                                  |
| 234   | Notes Payable to Associated Companies             |  |  |                                  |
| 235   | Customer Deposits                                 |  | 100                                    | 50                               |
| 236   | Accrued Taxes                                     |  | 2,329                                  | 2,570                            |
| 237   | Accrued Interest                                  |  |  |                                  |
| 242   | Miscellaneous Current and Accrued Liabilities     |  | (23)                                   | (23)                             |
|   | <b>Total Current Liabilities</b>                  |  | <b>\$2,187</b>                         | <b>\$2,836</b>                   |
|   | <b>Long Term Debt</b>                             |  |  |                                  |
| 224   | Long Term Debt (Notes and Bonds)                  |  | \$0                                    | \$0                              |
|   | <b>Deferred Credits</b>                           |  |  |                                  |
| 251   | Unamortized Premium on Debt                       |  | \$0                                    | \$0                              |
| 252   | Advances in Aid of Construction                   |  | 539,301                                | 536,478                          |
| 255   | Accumulated Deferred Investment Tax Credits       |  |  |                                  |
| 271   | Contributions in Aid of Construction              |  | 206,327                                | 206,327                          |
| 272   | Less: Amortization of Contributions               |  | (49,002)                               | (53,541)                         |
| 281   | Accumulated Deferred Income Tax                   |  | 0                                      | 0                                |
|   | <b>Total Deferred Credits</b>                     |  | <b>\$696,626</b>                       | <b>\$689,264</b>                 |
|   | <b>Total Liabilities</b>                          |  | <b>\$698,813</b>                       | <b>\$692,100</b>                 |
|   | <b>Capital Accounts</b>                           |  |  |                                  |
| 201   | Common Stock Issued                               |  | \$10,000                               | \$10,000                         |
| 211   | Other Paid-In Capital                             |  | 120,668                                | 120,668                          |
| 215   | Retained Earnings                                 |  | (236,867)                              | (282,913)                        |
| 218   | Proprietary Capital (Sole Props and Partnerships) |  | 0                                      | 0                                |
|   | <b>Total Capital</b>                              |  | <b>(\$106,199)</b>                     | <b>(\$152,245)</b>               |
|   | <b>Total Liabilities and Capital</b>              |  | <b>\$592,614</b>                       | <b>\$539,855</b>                 |

**Instructions:** Fill out the Grey Cells with the relevant information. Input 0 or none if there is nothing recorded in that account or there is no applicable information to report.

**Note:** Total liabilities and Capital must match total assets for the beginning and end of the year!

Tierra Linda Water Company, Inc.  
Annual Report  
Water Comparative Income Statement  
12/31/18

| Water Comparative Income Statement |  |   |                                      |
|------------------------------------|--|---|--------------------------------------|
| Account No.                        | Calendar Year                            | Current Year<br>01/01/2018 - 12/31/2018 | Last Year<br>01/01/2017 - 12/31/2017 |
|                                    | <b>Operating Revenue</b>                 |   |                                      |
| 461                                | Metered Water Revenue                    | \$59,400                                | \$52,159                             |
| 460                                | Unmetered Water Revenue                  |   |                                      |
| 462                                | Fire Protection Revenue                  |   |                                      |
| 469                                | Guaranteed Revenues (Surcharges)         |   |                                      |
| 471                                | Miscellaneous Service Revenues           |   |                                      |
| 474                                | Other Water Revenue                      | 777                                     | 794                                  |
|                                    | <b>Total Revenues</b>                    | <b>\$60,177</b>                         | <b>\$52,953</b>                      |
|                                    | <b>Operating Expenses</b>                |   |                                      |
| 601                                | Salaries and Wages                       | \$0                                     | \$0                                  |
| 604                                | Employee Pensions and Benefits           |   |                                      |
| 610                                | Purchased Water                          |   |                                      |
| 615                                | Purchased Power                          | 8,822                                   | 8,974                                |
| 618                                | Chemicals                                |   |                                      |
| 620                                | Materials and Supplies                   |   | 1,855                                |
| 620.1                              | Repairs and Maintenance                  | 27,727                                  | 7,950                                |
| 620.2                              | Office Supplies and Expense              | 3,396                                   | 5,597                                |
| 630                                | Contractual Services                     |   |                                      |
| 631                                | Contractual Services -Engineering        |   |                                      |
| 632                                | Contractual Services - Accounting        |   | 1,475                                |
| 633                                | Contractual Services - Legal             |   |                                      |
| 634                                | Contractual Services - Management Fees   | 24,000                                  | 22,000                               |
| 635                                | Contractual Services - Water Testing     | 484                                     | 932                                  |
| 636                                | Contractual Services - Other             |   |                                      |
| 640                                | Rents                                    |   |                                      |
| 641                                | Rental of Building/Real Property         |   |                                      |
| 642                                | Rental of Equipment                      |   |                                      |
| 650                                | Transportation Expenses                  |   |                                      |
| 657                                | Insurance - General Liability            | 1,072                                   | 2,432                                |
| 657.1                              | Insurance - Health and Life              |   |                                      |
| 665                                | Regulatory Commission Expense - Rate     |   |                                      |
| 670                                | Bad Debt Expense                         | 197                                     |                                      |
| 675                                | Miscellaneous Expense                    | 505                                     | 525                                  |
| 403                                | Depreciation Expense (From Schedule AR4) | 38,511                                  | 39,210                               |
| 408                                | Taxes Other Than Income                  |   | 14                                   |
| 408.11                             | Property Taxes                           | 1,480                                   | 4,059                                |
| 409                                | Income Taxes                             |   |                                      |
| 427.1                              | Customer Security Deposit Interest       | 0                                       | 0                                    |
|                                    | <b>Total Operating Expenses</b>          | <b>\$106,194</b>                        | <b>\$95,023</b>                      |
|                                    | <b>Operating Income / (Loss)</b>         | <b>(\$46,017)</b>                       | <b>(\$42,070)</b>                    |
|                                    | <b>Other Income / (Expense)</b>          |   |                                      |
| 419                                | Interest and Dividend Income             | \$13                                    | \$16                                 |
| 421                                | Non-Utility Income                       | 0                                       |                                      |
| 426                                | Miscellaneous Non-Utility (Expense)      | 0                                       | 0                                    |
| 427                                | Interest (Expense)                       | (40)                                    | (6)                                  |
|                                    | <b>Total Other Income / (Expense)</b>    | <b>(\$27)</b>                           | <b>\$10</b>                          |
|                                    | <b>Net Income / (Loss)</b>               | <b>(\$46,044)</b>                       | <b>(\$42,060)</b>                    |

**Instructions:** Fill out the Grey Cells with the relevant information. Input 0 or none if there is nothing recorded in that account or there is no applicable information to report.

Tierra Linda Water Company, Inc.  
 Annual Report  
 Full time equivalent employees  
 12/31/18

**Full time equivalent employees**

|                      | Direct Company | Outside service | Total |
|----------------------|----------------|-----------------|-------|
| President            | 0.0            |                 | 0.0   |
| Vice-president       | 0.0            |                 | 0.0   |
| Manager              | 0.0            |                 | 0.0   |
| Engineering Staff    | 0.0            | difficult to    | ##### |
| System Operator(s)   | 0.0            | determine       | ##### |
| Meter reader         | 0.0            | without         | ##### |
| Customer Service     | 0.0            | substantial     | ##### |
| Accounting           | 0.0            | analysis        | ##### |
| Business Office      | 0.0            |                 | 0.0   |
| Rates Department     | 0.0            |                 | 0.0   |
| Administrative Staff | 0.0            |                 | 0.0   |
| Other                | 0.0            |                 | 0.0   |
| <b>Total</b>         | 0.0            | 0.0             | ##### |

**Instructions:** Fill out the Grey Cells with the relevant information. Input 0 or none if there is nothing recorded in that account or there is no applicable information to report. A full-time employee is based on 2080 total hours per year. Please calculate partial employees using 2080 hours.



Tierra Linda Water Company, Inc.  
 Annual Report  
 Supplemental Financial Data (Long-Term Debt)  
 12/31/18

| Supplemental Financial Data (Long-Term Debt) |          |         |         |         |
|--|----------|---------|---------|---------|
|  | Loan #1  | Loan #2 | Loan #3 | Loan #4 |
| Date Issued                                  | no loans |         |         |         |
| Source of Loan                               |          |         |         |         |
| ACC Decision No.                             |          |         |         |         |
| Reason for Loan                              |          |         |         |         |
| Dollar Amt. Issued                           |          |         |         |         |
| Amount Outstanding                           |          |         |         |         |
| Date of Maturity                             |          |         |         |         |
| Interest Rate                                |          |         |         |         |
| Current Year Interest                        |          |         |         |         |
| Current Year Principal                       |          |         |         |         |

|   |          |
|---|----------|
| Meter Deposit Balance at Test Year End: | \$15,356 |
|---|----------|

|   |         |
|---|---------|
| Meter Deposits Refunded During the Test Year: | \$1,612 |
|---|---------|

*List all bonds, notes, loans, and other types of indebtedness in which the proceeds were used in the provision of public utility service. Indebtedness incurred for personal uses by the owner of the utility should not be listed. Input 0 or none if there is nothing to report for that cell.*





Water Utility Plant Description (Continued)

For the following three items, list the utility owned assets in each category for each system.

|                             |             |
|-----------------------------|-------------|
| <b>TREATMENT EQUIPMENT:</b> | Chlorinator |
|-----------------------------|-------------|

|                    |                                   |
|--------------------|-----------------------------------|
| <b>STRUCTURES:</b> | 8 x 24 foot conex on concrete pad |
|--------------------|-----------------------------------|

|               |     |
|---------------|-----|
| <b>OTHER:</b> | N/A |
|---------------|-----|

| Customer and Other Information   |                     |
|----------------------------------|---------------------|
| Name of the System:              | TIERRA LINDA HOA WC |
| ADEQ Public Water System Number: | AZ0410411           |
| ADWR PCC Number:                 | 91-000514.0000      |

| Month     | Number of Customers |              |            |                 |                       |
|-----------|---------------------|--------------|------------|-----------------|-----------------------|
|           | Single-Family       | Multi-Family | Commercial | Turf/Irrigation | Other Non-Residential |
| January   | 95                  | 0            | 0          | 0               | 0                     |
| February  | 95                  | 0            | 0          | 0               | 0                     |
| March     | 97                  | 0            | 0          | 0               | 0                     |
| April     | 100                 | 0            | 0          | 0               | 0                     |
| May       | 103                 | 0            | 0          | 0               | 0                     |
| June      | 104                 | 0            | 0          | 0               | 0                     |
| July      | 104                 | 0            | 0          | 0               | 0                     |
| August    | 104                 | 0            | 0          | 0               | 0                     |
| September | 91                  | 0            | 0          | 0               | 0                     |
| October   | 94                  | 0            | 0          | 0               | 0                     |
| November  | 99                  | 0            | 0          | 0               | 0                     |
| December  | 100                 | 0            | 0          | 0               | 0                     |

If the system has fire hydrants, what is the fire flow requirements?  GPM for  hrs.

Does the system have chlorination treatment?

Does the Company have an ADWR Gallons Per Capita Per Day (GCPCPD) requirement?

If yes, provide the GPCPD amount:

Is the Water Utility located in an ADWR Active Management Area (AMA)?   
 If yes, which AMA?

**Instructions:** Fill out the Grey Cells with the relevant information. Input 0 or none if there is nothing recorded in that account or there is no applicable information to report. Copy and paste this sheet as many times as is necessary.

Tierra Linda Water Company, Inc.  
Annual Report  
Property Taxes  
12/31/18

| Property Taxes |  |
|----------------|--|
|----------------|--|

|  |  |
|--|--|
| Amount of actual property taxes paid during Calendar Year 2018 was |  |
|--|--|

|         |
|---------|
| \$1,480 |
|---------|

|   |
|---|
| If no property taxes paid, explain why. |
|---|

|     |
|-----|
| N/A |
|-----|

|   |
|---|
| <b>Instructions:</b> Fill out the Grey Cells with the relevant information. Input 0 or none if there is nothing recorded in that account or there is no applicable information to report. |
|---|

Tierra Linda Water Company, Inc.  
Annual Report  
Verification and Sworn Statement (Taxes)  
12/31/18

Verification and Sworn Statement (Taxes)

Verification: State of Arizona I, the undersigned of the  
(state name)

County of (county name): Pima  
Name (owner or official) title: Gary Smyth, Owner  
Company name: Tierra Linda Water Company, Inc.

RECEIVED  
MAY 01 2019  
ARIZONA CORP COMMISSION  
UTILITIES DIVISION - DIRECTOR'S OFFICE

DO SAY THAT THIS ANNUAL UTILITY PROPERTY TAX AND SALES TAX REPORT TO THE ARIZONA CORPORATION COMMISSION.

FOR THE YEAR ENDING: 12/31/18

HAS BEEN PREPARED UNDER MY DIRECTION, FROM THE ORIGINAL BOOKS, PAPERS AND RECORDS OF SAID UTILITY; THAT I HAVE CAREFULLY EXAMINED THE SAME, AND DECLARE THE SAME TO BE A COMPLETE AND CORRECT STATEMENT OF BUSINESS AND AFFAIRS OF SAID UTILITY FOR THE PERIOD COVERED BY THIS REPORT IN RESPECT TO EACH AND EVERY MATTER AND THING SET FORTH, TO THE BEST OF MY KNOWLEDGE, INFORMATION AND BELIEF.

Sworn Statement: I HEREBY ATTEST THAT ALL PROPERTY TAXES FOR SAID COMPANY ARE CURRENT AND PAID IN FULL.


I HEREBY ATTEST THAT ALL SALES TAXES FOR SAID COMPANY ARE CURRENT AND PAID IN FULL.

[Signature]  
signature of owner/official  
520-623-5172  
telephone no.

SUBSCRIBED AND SWORN TO BEFORE ME A NOTARY PUBLIC  
IN AND FOR THE COUNTY

THIS 1st DAY OF Pima  
(county name)  
May/2019  
(month) and (year)

MY COMMISSION EXPIRES 5/27/19  
(date)



[Signature]  
(signature of notary public)

Verification and Sworn Statement

Verification:

State of Arizona I, the undersigned of the  
(state name)  
County of (county name): Pima  
Name (owner or official) title: Gary Smyth, Owner  
Company name: Tierra Linda Water Company, Inc.

RECEIVED  
MAY 01 2019  
ARIZONA CORP COMMISSION  
UTILITIES DIVISION - DIRECTOR'S OFFICE

DO SAY THAT THIS ANNUAL UTILITY PROPERTY TAX AND SALES TAX REPORT TO THE ARIZONA CORPORATION COMMISSION.

FOR THE YEAR ENDING: 12/31/18

HAS BEEN PREPARED UNDER MY DIRECTION, FROM THE ORIGINAL BOOKS, PAPERS AND RECORDS OF SAID UTILITY; THAT I HAVE CAREFULLY EXAMINED THE SAME, AND DECLARE THE SAME TO BE A COMPLETE AND CORRECT STATEMENT OF BUSINESS AND AFFAIRS OF SAID UTILITY FOR THE PERIOD COVERED BY THIS REPORT IN RESPECT TO EACH AND EVERY MATTER AND THING SET FORTH, TO THE BEST OF MY KNOWLEDGE, INFORMATION AND BELIEF.

Sworn Statement: IN ACCORDANCE WITH THE REQUIREMENTS OF TITLE 40, ARTICLE 8, SECTION 40-401, ARIZONA REVISED STATUTES, IT IS HEREIN REPORTED THAT THE GROSS OPERATING REVENUE OF SAID UTILITY DERIVED FROM ARIZONA INTRASTATE UTILITY OPERATIONS DURING THE CALENDAR YEAR WAS:

Arizona Intrastate Gross Operating Revenues Only (\$)

\$63,682

(The amount in the box above includes

\$3,503 in sales taxes

billed or collected)

*[Handwritten Signature]*

signature of owner/official

520-623-5172

telephone no.

SUBSCRIBED AND SWORN TO BEFORE ME A NOTARY PUBLIC  
IN AND FOR THE COUNTY

THIS

1st

DAY OF


Pima

(county name)

May/2019  
(month) and (year)

MY COMMISSION EXPIRES

5/27/19  
(date)



*[Handwritten Signature]*

(signature of notary public)



Verification and Sworn Statement (Residential Revenue)

Verification:

State of Arizona, the undersigned of the  
(state name)

County of (county name): Pima  
Name (owner or official) title: Gary Smyth, Owner  
Company name: Tierra Linda Water Company, Inc.

RECEIVED  
MAY 01 2019  
ARIZONA CORP COMMISSION  
UTILITIES DIVISION - DIRECTOR'S OFFICE

DO SAY THAT THIS ANNUAL UTILITY PROPERTY TAX AND SALES TAX REPORT TO THE ARIZONA CORPORATION COMMISSION.

FOR THE YEAR ENDING: 12/31/18

HAS BEEN PREPARED UNDER MY DIRECTION, FROM THE ORIGINAL BOOKS, PAPERS AND RECORDS OF SAID UTILITY; THAT I HAVE CAREFULLY EXAMINED THE SAME, AND DECLARE THE SAME TO BE A COMPLETE AND CORRECT STATEMENT OF BUSINESS AND AFFAIRS OF SAID UTILITY FOR THE PERIOD COVERED BY THIS REPORT IN RESPECT TO EACH AND EVERY MATTER AND THING SET FORTH, TO THE BEST OF MY KNOWLEDGE, INFORMATION AND BELIEF.

Sworn Statement: IN ACCORDANCE WITH THE REQUIREMENTS OF TITLE 40, ARTICLE 8, SECTION 40-401, ARIZONA REVISED STATUTES, IT IS HEREIN REPORTED THAT THE GROSS OPERATING REVENUE OF SAID UTILITY DERIVED FROM ARIZONA INTRASTATE UTILITY OPERATIONS RECEIVED FROM RESIDENTIAL CUSTOMERS DURING THE CALENDAR YEAR WAS:

Arizona Intrastate Gross Operating Revenues Only (\$)

\$63,682  
(The amount in the box above includes  
\$3,503 in sales taxes  
billed or collected)


[Signature]  
signature of owner/official

520-623-5172  
telephone no.

SUBSCRIBED AND SWORN TO BEFORE ME A NOTARY PUBLIC  
IN AND FOR THE COUNTY Pima  
(county name)

THIS 1st DAY OF May 2019  
(month) and (year)

MY COMMISSION EXPIRES 5/27/19  
(date)



[Signature]  
(signature of notary public)

|                                  |                                  |  |
|----------------------------------|----------------------------------|--|
| Company                          | Tierra Linda Water Company, Inc. |  |
| Docket No.:                      | W-20810A                         |  |
| Name of the System:              | TIERRA LINDA HOA WC              |  |
| ADEQ Public Water System Number: | AZ0410411                        |  |
| ADWR PCC Number:                 | 91-000514.0000                   |  |

| 2018 Utility Shutoffs / Disconnects |  |                                     |          |
|-------------------------------------|--|-------------------------------------|----------|
| Month                               | Termination without Notice R14-2-410.B | Termination with Notice R14-2-410.C | Other    |
| January                             | 0                                      | 0                                   | 0        |
| February                            | 0                                      | 0                                   | 0        |
| March                               | 0                                      | 0                                   | 0        |
| April                               | 0                                      | 0                                   | 0        |
| May                                 | 0                                      | 0                                   | 0        |
| June                                | 0                                      | 0                                   | 0        |
| July                                | 0                                      | 0                                   | 0        |
| August                              | 0                                      | 0                                   | 0        |
| September                           | 0                                      | 0                                   | 0        |
| October                             | 0                                      | 0                                   | 0        |
| November                            | 0                                      | 0                                   | 0        |
| December                            | 0                                      | 0                                   | 0        |
| <b>Total</b>                        | <b>0</b>                               | <b>0</b>                            | <b>0</b> |

Other (description): N/A

**Instructions:** Fill out the Grey Cells with the relevant information. Input 0 or none if there is nothing recorded in that account or there is no applicable information to report.