

UTILITIES DIVISION
2022 MAY 19 P 1:49

ANNUAL REPORT

Of

Company Name: **Tierra Linda Water Company, Inc.**
PO Box 85160

Mailing Address: Tucson AZ
85754

Docket No.: W-20810A

For the Year Ended: 12/31/21

WATER UTILITY

To

Arizona Corporation Commission

Due on April 15th

Email: Util-Compliance@azcc.gov, mail or deliver the completed Annual Report to:

Arizona Corporation Commission
Compliance Section - Utilities Division
1200 West Washington Street
Phoenix, Arizona 85007

Application Type: Original Filing

Application Date: 5/12/2022

ARIZONA CORPORATION COMMISSION
WATER UTILITY ANNUAL REPORT
Tierra Linda Water Company, Inc.
A Class Utility

For the Calendar Year Ended:

Primary Address:
City: State: Zip Code:

Telephone Number:

Date of Original Organization of Utility:

Person to whom correspondence should be addressed concerning this report:

Name:
Telephone No. :
Address:
City: State: Zip Code:
Email:

Name:
Telephone No. :
Address:
City: State: Zip Code:
Email:

Name:
Telephone No. :
Address:
City: State: Zip Code:
Email:

Name:
Telephone No. :
Address:
City: State: Zip Code:
Email:

Name:
Telephone No. :
Address:
City: State: Zip Code:
Email:

Ownership:

Counties Served:

Important changes during the year
--

No	For those companies not subject to the affiliated interest rules, has there been a change in ownership or direct control during the year?
	If yes, please provide specific details in the box below.
	n/a

No	Has the company been notified by any other regulatory authorities during the year, that they are out of compliance?
	If yes, please provide specific details in the box below.
	n/a

Utility Plant in Service (Water)							
Account No.	Description	Beginning Year Original Cost	Current Year Additions	Current Year Retirements	Adjusted Original Cost	Accumulated Depreciation	OCLD (OC less AD)
301	Organization	\$0	\$0	\$0	\$0	\$0	\$0
302	Franchises	0	0	0	0	0	0
303	Land and Land Rights	0	0	0	0	0	0
304	Structures and Improvements	54,360	0	0	54,360	24,352	30,008
305	Collecting & Improving Reservoirs	0	0	0	0	0	0
306	Lake, River, Canal Intakes	0	0	0	0	0	0
307	Wells and Springs	32,054	0	0	32,054	16,544	15,510
308	Infiltration Galleries	0	0	0	0	0	0
309	Supply Mains	0	0	0	0	0	0
310	Power Generation Equipment	0	0	0	0	0	0
311	Pumping Equipment	189,721	0	0	189,721	187,867	1,854
320	Water Treatment Equipment	0	0	0	0	0	0
320.1	Water Treatment Plants	175,168	0	0	175,168	60,276	114,892
320.2	Solution Chemical Feeders	20,750	0	0	20,750	16,082	4,668
320.3	Point-of-Use Treatment Devices	507,537	0	17,491	490,046	152,614	337,432
330	Distribution Reservoirs and Standpipes	39,090	650	0	39,740	18,730	21,010
330.1	Storage Tanks	11,982	0	0	11,982	11,285	697
330.2	Pressure Tanks	59,819	0	0	59,819	18,544	41,275
331	Transmission and Distribution Mains	0	0	0	0	0	0
333	Services	4,225	0	0	4,225	4,225	0
334	Meters and Meter Installations	0	0	0	0	0	0
335	Hydrants	0	0	0	0	0	0
336	Backflow Prevention Devices	0	0	0	0	0	0
339	Other Plant and Misc. Equipment	0	0	0	0	0	0
340	Office Furniture and Equipment	0	0	0	0	0	0
340.1	Computer & Software	0	0	0	0	0	0
341	Transportation Equipment	0	0	0	0	0	0
342	Stores Equipment	0	0	0	0	0	0
343	Tools, Shop and Garage Equipment	0	0	0	0	0	0
344	Laboratory Equipment	0	0	0	0	0	0
345	Power Operated Equipment	0	0	0	0	0	0
346	Communication Equipment	0	0	0	0	0	0
347	Miscellaneous Equipment	0	0	0	0	0	0
348	Other Tangible Plant	0	0	0	0	0	0
	Totals	\$1,094,706	\$650	\$17,491	\$1,077,865	\$510,519	\$567,346

Tierra Linda Water Company, Inc.
 Annual Report
 Depreciation Expense for the Current Year (Water)
 12/31/21

Depreciation Expense for the Current Year (Water)									
Account No.	Description	Beginning Year Original Cost	Current Year Additions	Current Year Retirements	Adjusted Original Cost	Fully Depreciated/Non-depreciable Plant	Depreciable Plant	Depreciation Percentages	Depreciation Expense
301	Organization	\$0	\$0	\$0	\$0	\$0	\$0	0.00%	\$0
302	Franchises	0	0	0	0	0	0	0.00%	0
303	Land and Land Rights	0	0	0	0	0	0	0.00%	0
304	Structures and Improvements	54,360	0	0	54,360	0	54,360	3.33%	1,810
305	Collecting & Improving Reservoirs	0	0	0	0	0	0	0.00%	0
306	Lake, River, Canal Intakes	0	0	0	0	0	0	0.00%	0
307	Wells and Springs	32,054	0	0	32,054	0	32,054	3.33%	1,067
308	Infiltration Galleries	0	0	0	0	0	0	0.00%	0
309	Supply Mains	0	0	0	0	0	0	0.00%	0
310	Power Generation Equipment	0	0	0	0	0	0	0.00%	0
311	Pumping Equipment	189,721	0	0	189,721	187,025	2,696	12.50%	337
320	Water Treatment Equipment	0	0	0	0	0	0	0.00%	0
320.1	Water Treatment Plants	175,168	0	0	175,168	0	175,168	2.22%	3,889
320.2	Solution Chemical Feeders	20,750	0	0	20,750	0	20,750	5.00%	1,038
320.3	Point-of-Use Treatment Devices	507,537	0	17,491	490,046	0	490,046	2.00%	9,976
330	Distribution Reservoirs and Standpipes	39,090	650	0	39,740	0	39,740	3.33%	1,313
330.1	Storage Tanks	11,982	0	0	11,982	9,279	2,703	8.33%	225
330.2	Pressure Tanks	59,819	0	0	59,819	0	59,819	2.00%	1,196
331	Transmission and Distribution Mains	0	0	0	0	0	0	0.00%	0
333	Services	4,225	0	0	4,225	0	4,225	6.67%	139
334	Meters and Meter Installations	0	0	0	0	0	0	0.00%	0
335	Hydrants	0	0	0	0	0	0	0.00%	0
336	Backflow Prevention Devices	0	0	0	0	0	0	0.00%	0
339	Other Plant and Misc. Equipment	0	0	0	0	0	0	0.00%	0
340	Office Furniture and Equipment	0	0	0	0	0	0	0.00%	0
340.1	Computer & Software	0	0	0	0	0	0	0.00%	0
341	Transportation Equipment	0	0	0	0	0	0	0.00%	0
342	Stores Equipment	0	0	0	0	0	0	0.00%	0
343	Tools, Shop and Garage Equipment	0	0	0	0	0	0	0.00%	0
344	Laboratory Equipment	0	0	0	0	0	0	0.00%	0
345	Power Operated Equipment	0	0	0	0	0	0	0.00%	0
346	Communication Equipment	0	0	0	0	0	0	0.00%	0
347	Miscellaneous Equipment	0	0	0	0	0	0	0.00%	0
348	Other Tangible Plant	0	0	0	0	0	0	0.00%	0
	Subtotal	\$1,094,706	\$650	\$17,491	\$1,077,865	\$196,304	\$881,561		\$20,990

Contribution(s) in Aid of Construction (Gross) \$727,448
 Less: Non Amortizable Contribution(s) 0
 Fully Amortized Contribution(s) 0
 Amortizable Contribution(s) \$727,448
 Times: Proposed Amortization Rate 2.22%
 Amortization of CIAC \$16,149

Less: Amortization of CIAC \$16,149

DEPRECIATION EXPENSE \$4,840

Tierra Linda Water Company, Inc.
Annual Report
Balance Sheet Assets
12/31/21

Balance Sheet Assets				
	Assets		Balance at Beginning of Year (2021)	Balance at End of Year (2021)
Account No.	Current and Accrued Assets			
131	Cash		\$5,442	\$12,062
134	Working Funds		0	0
135	Temporary Cash Investments		0	0
141	Customer Accounts Receivable		3,175	8,673
146	Notes Receivable from Associated Companies		0	0
151	Plant Material and Supplies		0	0
162	Prepayments		16,957	29,622
174	Miscellaneous Current and Accrued Assets		0	0
	Total Current and Accrued Assets		\$25,574	\$50,357
Account No.	Fixed Assets			
101	Utility Plant in Service*		\$1,094,706	\$1,077,865
103	Property Held for Future Use		0	0
105	Construction Work in Progress		0	1,679
108	Accumulated Depreciation (enter as negative)*		(489,529)	(510,519)
121	Non-Utility Property		0	0
122	Accumulated Depreciation - Non Utility		0	0
	Total Fixed Assets		\$605,177	\$569,025
	Total Assets		\$630,751	\$619,382

*Note these items feed automatically from AR3 UPIS Page 4

Tierra Linda Water Company, Inc.
Annual Report
Balance Sheet Liabilities and Owners Equity

Balance Sheet Liabilities and Owners Equity				
	Liabilities		Balance at Beginning of Year (2021)	Balance at End of Year (2021)
Account No.	Current Liabilities			
231	Accounts Payable		\$1,809	\$1,812
232	Notes Payable (Current Portion)		0	0
234	Notes Payable to Associated Companies		5,000	5,000
235	Customer Deposits		50	50
236	Accrued Taxes		293	573
237	Accrued Interest		0	0
242	Miscellaneous Current and Accrued Liabilities		0	0
	Total Current Liabilities		\$7,152	\$7,435
	Long Term Debt			
224	Long Term Debt (Notes and Bonds)		\$0	\$0
	Deferred Credits			
251	Unamortized Premium on Debt		\$0	\$0
252	Advances in Aid of Construction		12,804	11,726
255	Accumulated Deferred Investment Tax Credits		0	0
271	Contributions in Aid of Construction		727,448	727,448
272	Less: Amortization of Contributions		(83,769)	(96,204)
281	Accumulated Deferred Income Tax		0	0
	Total Deferred Credits		\$656,483	\$642,970
	Total Liabilities		\$663,635	\$650,405
	Capital Accounts			
201	Common Stock Issued		\$10,000	\$10,000
211	Other Paid-In Capital		163,668	164,692
215	Retained Earnings		(206,552)	(205,716)
218	Proprietary Capital (Sole Props and Partnerships)		0	0
	Total Capital		(\$32,884)	(\$31,024)
	Total Liabilities and Capital		\$630,751	\$619,381

Note: Total liabilities and Capital must match total assets for the beginning and end of the year!

Tierra Linda Water Company, Inc.
Annual Report
Water Comparative Income Statement
12/31/21

Water Comparative Income Statement			
Account No.	Calendar Year	Current Year 01/01/2021 - 12/31/2021	Last Year 01/01/2020 - 12/31/2020
	Operating Revenue		
461	Metered Water Revenue	\$91,821	\$65,126
460	Unmetered Water Revenue		
462	Fire Protection Revenue		
469	Guaranteed Revenues (Surcharges)		
471	Miscellaneous Service Revenues		
474	Other Water Revenue	328	614
	Total Revenues	\$92,149	\$65,740
	Operating Expenses		
601	Salaries and Wages		
604	Employee Pensions and Benefits		
610	Purchased Water		
615	Purchased Power	8,556	8,874
618	Chemicals		
620	Materials and Supplies		
620.1	Repairs and Maintenance	1,788	440
620.2	Office Supplies and Expense	306	552
630	Contractual Services	5,747	10,315
631	Contractual Services - Engineering		
632	Contractual Services - Accounting	2,608	2,868
633	Contractual Services - Legal		
634	Contractual Services - Management Fees	42,000	42,000
635	Contractual Services - Water Testing	990	1,053
636	Contractual Services - Other		967
640	Rents		
641	Rental of Building/Real Property		
642	Rental of Equipment		431
650	Transportation Expenses		
657	Insurance - General Liability	2,608	2,479
657.1	Insurance - Health and Life		
665	Regulatory Commission Expense - Rate	5,000	5,000
670	Bad Debt Expense	350	
675	Miscellaneous Expense	891	912
403	Depreciation Expense (From Schedule AR4)	4,840	5,256
408	Taxes Other Than Income		
408.11	Property Taxes	3,632	3,635
409	Income Taxes		
427.1	Customer Security Deposit Interest		
	Total Operating Expenses	\$79,316	\$84,782
	Operating Income / (Loss)	\$12,833	(\$19,042)
	Other Income / (Expense)		
419	Interest and Dividend Income	\$173	\$353
421	Non-Utility Income	59	39
426	Miscellaneous Non-Utility (Expense)		
427	Interest (Expense)		
	Total Other Income / (Expense)	\$232	\$392
	Net Income / (Loss)	\$13,065	(\$18,650)

Tierra Linda Water Company, Inc.
 Annual Report
 Full time equivalent employees
 12/31/21

Full time equivalent employees

	Direct Company	Allocated	Outside service	Total
President	0.5	0.0	0.0	0.5
Vice-president	0.0	0.0	0.0	0.0
Manager	0.0	0.0	0.3	0.3
Engineering Staff	0.0	0.0	0.0	0.0
System Operator(s)	0.0	0.0	1.0	1.0
Meter reader	0.0	0.0	0.0	0.0
Customer Service	0.0	0.0	0.3	0.3
Accounting	0.0	0.0	0.1	0.1
Business Office	0.0	0.0	0.0	0.0
Rates Department	0.0	0.0	0.0	0.0
Administrative Staff	0.0	0.0	0.0	0.0
Other	0.0	0.0	0.0	0.0
Total	0.5	0.0	1.7	2.2

Tierra Linda Water Company, Inc.
 Annual Report
 Supplemental Financial Data (Long-Term Debt)
 12/31/21

Supplemental Financial Data (Long-Term Debt)				
	Loan #1	Loan #2	Loan #3	Loan #4
Date Issued	No Loans			
Source of Loan				
ACC Decision No.				
Reason for Loan				
Dollar Amt. Issued				
Amount Outstanding				
Date of Maturity				
Interest Rate				
Current Year Interest				
Current Year Principal				

Meter Deposit Balance at Test Year End:	\$12,804
---	----------

Meter Deposits Refunded During the Test Year:	\$1,980
---	---------

List all bonds, notes, loans, and other types of indebtedness in which the proceeds were used in the provision of public utility service. Indebtedness incurred for personal uses by the owner of the utility should not be listed. Input 0 or none if there is nothing to report for that cell.

Well and Water Usage											
Name of the System:											
ADEQ Public Water System Number:											
ADWR PCC Number:											
Well registry 55# (55-XXXXXX):											
Pump Horsepower	Pump Yield (gpm)	Casing Depth (feet)	Casing Diameter (inches)	Pump Motor Type **	Year Drilled	Water level 2011	Water level 2021	Meter Size (inches)	How measured:	Active	
25	200	458	12	Submersible	2004	287	285	6	Metered	Yes	

Name of system water delivered to: _____
 ADWR PCC Number: _____
 Source of water delivered to another system: _____

Name of system water received from: _____
 ADWR PCC Number: _____
 Source of water received: _____
 Well registry 55# (55-XXXXXX): _____

Month	Water withdrawn (gallons) ¹	Water sold (gallons) ²	Water delivered (sold) to other systems (gallons) ³	Water received (purchased) from other systems (gallons) ⁴	Estimated authorized use (gallons) ⁵	Purchased Power Expense ⁶	Purchased Power (kWh) ⁷
January	1,561,000.00	901,170.00	0.00	0.00	0.00	\$682	3,960
February	1,146,000.00	676,990.00	0.00	0.00	0.00	673	3,880
March	1,203,000.00	753,230.00	0.00	0.00	0.00	623	3,440
April	1,623,000.00	1,091,860.00	0.00	0.00	0.00	663	3,720
May	1,520,000.00	1,013,780.00	0.00	0.00	0.00	725	4,120
June	1,666,000.00	1,183,210.00	0.00	0.00	0.00	852	4,880
July	1,748,000.00	1,392,630.00	0.00	0.00	0.00	819	4,680
August	1,414,000.00	890,070.00	0.00	0.00	0.00	701	3,800
September	1,342,000.00	1,056,700.00	0.00	0.00	0.00	732	4,000
October	1,297,000.00	933,600.00	0.00	0.00	0.00	693	3,600
November	1,161,000.00	838,390.00	0.00	0.00	0.00	709	3,720
December	1,439,000.00	960,600.00	0.00	0.00	0.00	683	3,560
Totals	17,120,000.00	11,692,230.00	0.00	0.00	0.00	\$8,555	47,360

If applicable, in the space below please provide a description for all un-metered water use along with amounts:
 n/a

¹ Water withdrawn - Total gallons of water withdrawn from pumped sources.
² Water sold - Total gallons from customer meters, and other sales such as construction water.
³ Water delivered (sold) to other systems - Total gallons of water delivered to other systems.
⁴ Water received (purchased) from other systems - Total gallons of water purchased/received from other systems.
⁵ Estimated authorized use - Total estimated gallons from authorized metered or unmetered use. Authorized uses such as flushing (mains, services and hydrants) draining/cleaning tanks, process, construction, fire fighting, etc. Non-authorized use (real losses) are service line breaks and leaks, water main breaks, meter inaccuracies and theft.
⁶ Enter the total purchased power costs for the power meters associated with this system.
⁷ Enter the total purchased kWh used by the power meters associated with this system.

Water Utility Plant Description	
Name of the System:	0
ADEQ Public Water System Number:	
ADWR PCC Number:	

MAINS		
Sizes (inches)	Material	Length (feet)
6.00	PVC	1,000
8.00	PVC	6,922
10.00	PVC	1,520

CUSTOMER METERS			
Size (inches)	Quantity	Percent over 1,000,000 gallons	Percent over 10 years old
5/8 X 3/4	67	62%	71%
0.75	42	5%	10%
1	1	0%	0%
2	2	0%	100%

SERVICE LINES			
Material	Percent of system	Year installed	
HDPE	93%	2005	
Copper	7%	2011	

BOOSTER PUMPS			
Horsepower	GPM	Quantity	
10	100	2	
50	500	1	

FIRE HYDRANTS	
Type	Quantity
Standard *	24
Other	0

STORAGE TANKS			
Capacity (gallons)	Material	Quantity	Year installed
280,000	Steel	1	2005

PRESSURE/BLADDER TANKS			
Capacity (gallons)	Material	Quantity	Year installed
5,000	Steel	1	2005

* A standard fire hydrant has two 2.5 inch hose connection nozzles with 7.5 threads per inch, and one 4.5 inch pumper connection nozzle with 4 threads per inch.

Water Utility Plant Description (Continued)
--

For the following three items, list the utility owned assets in each category for each system.

TREATMENT EQUIPMENT:	Chlorinated
STRUCTURES:	8 x 24 foot conex on concrete pad
OTHER:	N/A

Provide a calculation used to determine the value of one water equivalent residential connection (ERC).

Use one of the following methods:

- (a) If actual flow data are available from the preceding 12 months, divide the total annual single family residence (SFR) gallons sold by the average number of single family residence customers for the same period and divide the result by 365
- (b) If no historical flow data are available, use:
 $ERC = (\text{Total SFR gallons sold (Omit 000)} / 365 \text{ days} / 350 \text{ gallons per day})$

ERC

297

 Method used:

(a)

Customer and Other Information	
Name of the System:	0
ADEQ Public Water System Number:	
ADWR PCC Number:	

Month	Number of Customers				
	Single-Family	Multi-Family	Commercial	Turf/Irrigation	Other Non-Residential
January	109	0	0	0	0
February	109	0	0	0	0
March	109	0	0	0	0
April	110	0	0	0	0
May	109	0	0	0	0
June	109	0	0	0	0
July	109	0	0	0	0
August	109	0	0	0	0
September	109	0	0	0	0
October	109	0	0	0	0
November	109	0	0	0	0
December	108	0	0	0	0

If the system has fire hydrants, what is the fire flow requirements? GPM for hrs.

Does the system have chlorination treatment?

Does the Company have an ADWR Gallons Per Capita Per Day (GCPCPD) requirement?
 If yes, provide the GCPCPD amount:

Is the Water Utility located in an ADWR Active Management Area (AMA)?
 If yes, which AMA?

What is the present system connection capacity (in ERCs *) using existing lines?

What is the future system connection capacity (in ERCs *) upon service area buildout?

Describe any plans and estimated completion dates for any enlargements or improvements of this system.

* an ERC is based on the calculation on the bottom of AR9 page 12.

Tierra Linda Water Company, Inc.
Annual Report
 Utility Shutoffs / Disconnects
 12/31/21

Utility Shutoffs / Disconnects	
Name of the System:	0
ADEQ Public Water System Number:	
ADWR PCC Number:	

Month	Termination without Notice R14-2-410.B	Termination with Notice R14-2-410.C	Other
January	0	0	0
February	0	0	0
March	0	0	0
April	0	0	0
May	0	0	0
June	0	2	0
July	0	0	0
August	0	0	0
September	0	0	0
October	0	0	0
November	0	0	0
December	0	0	0
Total	0	2	0

Other (description):

N/a

Instructions: Fill out the Grey Cells with the relevent information. Input 0 or none if there is nothing recorded in that account or there is no applicable information to report.

Tierra Linda Water Company, Inc.
Annual Report
Property Taxes
12/31/21

Property Taxes	
Amount of actual property taxes paid during Calendar Year 2021 was	\$3,632

If no property taxes paid, explain why.

na

Instructions: Fill out the Grey Cells with the relevant information. Input 0 or none if there is nothing recorded in that account or there is no applicable information to report.

Verification and Sworn Statement (Taxes)

Verification: State of Arizona I, the undersigned of the
(state name)

RECEIVED
CORPORATION
2022 MAY 19 P 1:49
CORPORATION
MISSION

County of (county name): Pima
Name (owner or official) title: Dorinda Chacon, Manager
Company name: Tierra Linda Water Company, Inc.

DO SAY THAT THIS ANNUAL UTILITY PROPERTY TAX AND SALES TAX REPORT TO THE ARIZONA CORPORATION COMMISSION.

FOR THE YEAR ENDING: 12/31/21

HAS BEEN PREPARED UNDER MY DIRECTION, FROM THE ORIGINAL BOOKS, PAPERS AND RECORDS OF SAID UTILITY; THAT I HAVE CAREFULLY EXAMINED THE SAME, AND DECLARE THE SAME TO BE A COMPLETE AND CORRECT STATEMENT OF BUSINESS AND AFFAIRS OF SAID UTILITY FOR THE PERIOD COVERED BY THIS REPORT IN RESPECT TO EACH AND EVERY MATTER AND THING SET FORTH, TO THE BEST OF MY KNOWLEDGE, INFORMATION AND BELIEF.

Sworn Statement: I HEREBY ATTEST THAT ALL PROPERTY TAXES FOR SAID COMPANY ARE CURRENT AND PAID IN FULL.

I HEREBY ATTEST THAT ALL SALES TAXES FOR SAID COMPANY ARE CURRENT AND PAID IN FULL.

[Handwritten Signature]

signature of owner/official

520-624-1460 x 110
telephone no.

SUBSCRIBED AND SWORN TO BEFORE ME A NOTARY PUBLIC
IN AND FOR THE COUNTY

THIS

2nd

DAY OF

Maricopa

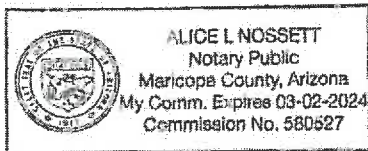
(county name)

MAY 2 2022

(month) and (year)

MY COMMISSION EXPIRES

3-2-24
(date)



[Handwritten Signature]

(signature of notary public)

Verification and Sworn Statement

Verification:

State of Arizona, the undersigned of the
(state name)
County of (county name): Pima
Name (owner or official) title: Dorinda Chacon, Manager
Company name: Tierra Linda Water Company, Inc.

DO SAY THAT THIS ANNUAL UTILITY PROPERTY TAX AND SALES TAX REPORT TO THE ARIZONA CORPORATION COMMISSION.

FOR THE YEAR ENDING: 12/31/21

HAS BEEN PREPARED UNDER MY DIRECTION, FROM THE ORIGINAL BOOKS, PAPERS AND RECORDS OF SAID UTILITY; THAT I HAVE CAREFULLY EXAMINED THE SAME, AND DECLARE THE SAME TO BE A COMPLETE AND CORRECT STATEMENT OF BUSINESS AND AFFAIRS OF SAID UTILITY FOR THE PERIOD COVERED BY THIS REPORT IN RESPECT TO EACH AND EVERY MATTER AND THING SET FORTH, TO THE BEST OF MY KNOWLEDGE, INFORMATION AND BELIEF.

Sworn Statement: IN ACCORDANCE WITH THE REQUIREMENTS OF TITLE 40, ARTICLE 8, SECTION 40-401, ARIZONA REVISED STATUTES, IT IS HEREIN REPORTED THAT THE GROSS OPERATING REVENUE OF SAID UTILITY DERIVED FROM ARIZONA INTRASTATE UTILITY OPERATIONS DURING THE CALENDAR YEAR WAS:

Arizona Intrastate Gross Operating Revenues Only (\$)

\$97,758


(The amount in the box above includes

\$5,609 in sales taxes billed or collected)

[Signature]
signature of owner/official

520-624-1460 x 110

telephone no.



RECEIVED
UTILITIES DIVISION
7022 MAY 19 P 1:49
ARIZONA CORPORATION COMMISSION

SUBSCRIBED AND SWORN TO BEFORE ME A NOTARY PUBLIC
IN AND FOR THE COUNTY

THIS

2nd

DAY OF

Maricopa

(county name)

May 2, 2022
(month) and (year)

MY COMMISSION EXPIRES

3-2-24

(date)

[Signature]
(signature of notary public)

Verification and Sworn Statement (Residential Revenue)

Verification:

State of Arizona, the undersigned of the
(state name)

County of (county name): Pima
Name (owner or official) title: Dorinda Chacon, Manager
Company name: Tierra Linda Water Company, Inc.

DO SAY THAT THIS ANNUAL UTILITY PROPERTY TAX AND SALES TAX REPORT TO THE ARIZONA CORPORATION COMMISSION.

FOR THE YEAR ENDING: 12/31/21

HAS BEEN PREPARED UNDER MY DIRECTION, FROM THE ORIGINAL BOOKS, PAPERS AND RECORDS OF SAID UTILITY; THAT I HAVE CAREFULLY EXAMINED THE SAME. AND DECLARE THE SAME TO BE A COMPLETE AND CORRECT STATEMENT OF BUSINESS AND AFFAIRS OF SAID UTILITY FOR THE PERIOD COVERED BY THIS REPORT IN RESPECT TO EACH AND EVERY MATTER AND THING SET FORTH, TO THE BEST OF MY KNOWLEDGE, INFORMATION AND BELIEF.

Sworn Statement: IN ACCORDANCE WITH THE REQUIREMENTS OF TITLE 40, ARTICLE 8, SECTION 40-401, ARIZONA REVISED STATUTES, IT IS HEREIN REPORTED THAT THE GROSS OPERATING REVENUE OF SAID UTILITY DERIVED FROM ARIZONA INTRASTATE UTILITY OPERATIONS RECEIVED FROM RESIDENTIAL CUSTOMERS DURING THE CALENDAR YEAR WAS:

Arizona Intrastate Gross Operating Revenues Only (\$)

\$97,758

(The amount in the box above includes

\$5,609 in sales taxes billed or collected)

[Signature]
signature of owner/official

520-624-1460 x 110

telephone no.

ARIZONA CORPORATION COMMISSION
2022 MAY 19 P 1:49
NOTARY PUBLIC

SUBSCRIBED AND SWORN TO BEFORE ME A NOTARY PUBLIC
IN AND FOR THE COUNTY

Maricopa
(county name)

THIS

2nd

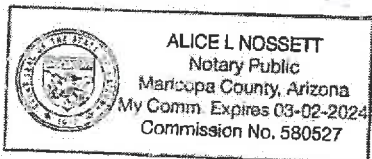
DAY OF

May 2, 2022
(month) and (year)

MY COMMISSION EXPIRES

3-2-24
(date)

[Signature]
(signature of notary public)



Tierra Linda Water Company, Inc.
Annual Report
Full Gross-up Method for Income Tax Statement of Certification
12/31/21

Full Gross-up Method for Income Tax Statement of Certification

Verification:

State of Arizona I, the undersigned of the
(state name)

County of (county name): Pima
Name (owner or official) title: Dorinda Chacon, Manager
Company name: Tierra Linda Water Company, Inc.

FOR THE YEAR ENDING: 12/31/21

Sworn Statement:

IN ACCORDANCE WITH THE REQUIREMENTS OF DECISION NO. 77084, BECAUSE THE UTILITY REQUIRES THE GROSS UP OF ADVANCES AND CONTRIBUTIONS, I HEREBY STATE THAT THE UTILITY HAS INCURRED OR IS EXPECTED TO INCUR A NET INCREASE IN CURRENT INCOME TAX EXPENSE OR A DECREASE IN DEFERRED TAX ASSET FOR A CARRY FORWARD ACCORDING TO GAAP IN AN AMOUNT EQUAL TO OR GREATER THAN THE AMOUNT OF THE REQUIRED GROSS UP PAID BY DEVELOPERS IN THE PERIOD COVERED BY THIS ANNUAL REPORT.

RECEIVED
UTILITIES DIVISION
2022 MAY 19 P 1:49
ARIZONA REGISTRATION
COMMISSION

signature of owner/official

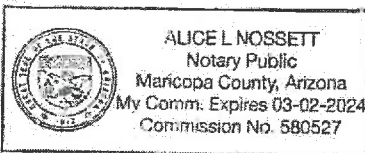
520-624-1460 x 110
telephone no.

SUBSCRIBED AND SWORN TO BEFORE ME A NOTARY PUBLIC
IN AND FOR THE COUNTY

Maricopa
(county name)

THIS 2nd DAY OF May 2, 2022
(month) and (year)

MY COMMISSION EXPIRES 3-2-24
(date)



(signature of notary public)