

ANNUAL REPORT

Of

Company Name: Tierra Buena Water Company, Inc.

6808 N. Dysart Rd., Suite 112

Mailing Address: Glendale AZ
85307

Docket No.: W-02076A

For the Year Ended: 12/31/18

RECEIVED
MAY 15 2019
ARIZONA CORP COMMISSION
UTILITIES DIVISION - DIRECTOR'S OFFICE

WATER UTILITY

To

Arizona Corporation Commission

Due on April 15th

Email: rdelafuente@azcc.gov, mail or deliver the completed Annual Report to:

Arizona Corporation Commission
Compliance Section - Utilities Division
1200 West Washington Street
Phoenix, Arizona 85007

Application Type: Original Filing

Application Date: 5/16/2019

5-17-19

ARIZONA CORPORATION COMMISSION
WATER UTILITY ANNUAL REPORT
Tierra Buena Water Company, Inc.
A Class Utility

1. For the Calendar Year Ended:

2. Address:
City: State: Zip Code:

3. Telephone Number:

4. Date of Original Organization of Utility:

5. Person to whom correspondence should be addressed concerning this report:

Name:
Telephone No. :
Address:
City: State: Zip Code:
Email:

6. On-Site Manager:

Name:
Telephone No. :
Address:
City: State: Zip Code:
Email:

7. Ownership:

8. Counties Served:

Utility Plant in Service (Water)							
Account No.	Description	Beginning Year Original Cost	Current Year Additions	Current Year Retirements	Adjusted Original Cost	Accumulated Depreciation	OCLD (OC less AD)
301	Organization	\$0	\$0	\$0	\$0	\$0	\$0
302	Franchises	0	0	0	0	0	0
303	Land and Land Rights	0	0	0	0	0	0
304	Structures and Improvements	2,106	0	0	2,106	1,527	579
305	Collecting & Improving Reservoirs	0	0	0	0	0	0
306	Lake, River, Canal Intakes	0	0	0	0	0	0
307	Wells and Springs	132,961	0	0	132,961	90,177	42,784
308	Infiltration Galleries	0	0	0	0	0	0
309	Supply Mains	0	0	0	0	0	0
310	Power Generation Equipment	0	0	0	0	0	0
311	Pumping Equipment	72,079	0	0	72,079	39,493	32,586
320	Water Treatment Equipment	0	0	0	0	0	0
320.1	Water Treatment Plants	908	0	0	908	236	672
320.2	Solution Chemical Feeders	0	0	0	0	0	0
320.3	Point-of-Use Treatment Devices	0	0	0	0	0	0
330	Distribution Reservoirs and Standpipes	0	0	0	0	0	0
330.1	Storage Tanks	151,751	0	0	151,751	139,699	12,052
330.2	Pressure Tanks	0	0	0	0	0	0
331	Transmission and Distribution Mains	277,986	0	0	277,986	215,001	62,985
333	Services	20,127	2,355	200	22,282	5,177	17,105
334	Meters and Meter Installations	36,678	0	0	36,678	25,447	11,231
335	Hydrants	0	0	0	0	0	0
336	Backflow Prevention Devices	0	0	0	0	0	0
339	Other Plant and Misc. Equipment	0	0	0	0	0	0
340	Office Furniture and Equipment	3,513	0	0	3,513	3,156	357
340.1	Computer & Software	0	0	0	0	0	0
341	Transportation Equipment	6,176	0	0	6,176	5,712	464
342	Stores Equipment	0	0	0	0	0	0
343	Tools, Shop and Garage Equipment	1,251	0	0	1,251	256	995
344	Laboratory Equipment	0	0	0	0	0	0
345	Power Operated Equipment	0	0	0	0	0	0
346	Communication Equipment	0	0	0	0	0	0
347	Miscellaneous Equipment	0	0	0	0	0	0
348	Other Tangible Plant	884	0	0	884	884	0
	Totals	\$706,420	\$2,355	\$200	\$708,575	\$526,765	\$181,810

Instructions: Fill out the Grey Cells with the relevant information. Input 0 or none if there is nothing recorded in that account or there is no applicable information to report.

Tierra Buena Water Company, Inc.
Annual Report
Depreciation Expense for the Current Year (Water)
12/31/18

Depreciation Expense for the Current Year (Water)								
Account No.	Description	Beginning Year Original Cost	Current Year Additions	Current Year Retirements	Adjusted Original Cost	Fully Depreciated/Non-depreciable Plant	Depreciation Percentages	Depreciation Expense
301	Organization	\$0	\$0	\$0	\$0	\$0	0.00%	\$0
302	Franchises	0	0	0	0	0	0.00%	0
303	Land and Land Rights	0	0	0	0	0	0.00%	0
304	Structures and Improvements	2,106	0	0	2,106	0	3.33%	70
305	Collecting & Improving Reservoirs	0	0	0	0	0	0.00%	0
306	Lake, River, Canal Intakes	0	0	0	0	0	0.00%	0
307	Wells and Springs	132,961	0	0	132,961	87,927	3.33%	1,611
308	Infiltration Galleries	0	0	0	0	0	0.00%	0
309	Supply Mains	0	0	0	0	0	0.00%	0
310	Power Generation Equipment	0	0	0	0	0	0.00%	0
311	Pumping Equipment	72,079	0	0	72,079	31,973	12.50%	5,013
320	Water Treatment Equipment	0	0	0	0	0	0.00%	0
320.1	Water Treatment Plants	908	0	0	908	0	3.33%	31
320.2	Solution Chemical Feeders	0	0	0	0	0	0.00%	0
320.3	Point-of-Use Treatment Devices	0	0	0	0	0	0.00%	0
330	Distribution Reservoirs and Standpipes	0	0	0	0	0	0.00%	0
330.1	Storage Tanks	151,751	0	0	151,751	0	2.22%	3,369
330.2	Pressure Tanks	0	0	0	0	0	0.00%	0
331	Transmission and Distribution Mains	277,986	0	0	277,986	0	2.00%	5,560
333	Services	20,127	2,355	200	22,282	0	3.33%	706
334	Meters and Meter Installations	36,678	0	0	36,678	23,318	8.33%	2,435
335	Hydrants	0	0	0	0	0	0.00%	0
336	Backflow Prevention Devices	0	0	0	0	0	0.00%	0
339	Other Plant and Misc. Equipment	0	0	0	0	0	0.00%	0
340	Office Furniture and Equipment	3,513	0	0	3,513	0	6.67%	234
340.1	Computer & Software	0	0	0	0	0	0.00%	0
341	Transportation Equipment	6,176	0	0	6,176	0	20.00%	1,235
342	Stores Equipment	0	0	0	0	0	0.00%	0
343	Tools, Shop and Garage Equipment	1,251	0	0	1,251	0	5.00%	62
344	Laboratory Equipment	0	0	0	0	0	0.00%	0
345	Power Operated Equipment	0	0	0	0	0	0.00%	0
346	Communication Equipment	0	0	0	0	0	0.00%	0
347	Miscellaneous Equipment	0	0	0	0	0	0.00%	0
348	Other Tangible Plant	884	0	0	884	884	3.33%	0
	Subtotal	\$706,420	\$2,355	\$200	\$708,575	\$144,102		\$20,326

Contribution(s) in Aid of Construction (Gross)	\$347,658
Less: Non Amortizable Contribution(s)	0
Fully Amortized Contribution(s)	0
Amortizable Contribution(s)	<u>\$347,658</u>
Times: Proposed Amortization Rate	3.60%
Amortization of CIAC	\$12,519

Less: Amortization of CIAC

DEPRECIATION EXPENSE

Instructions: Fill out the Grey Cells with the relevant information. Input 0 or none if there is nothing recorded in that account or there is no applicable information to report.

Tierra Buena Water Company, Inc.
Annual Report
Balance Sheet Assets
12/31/18

Balance Sheet Assets				
	Assets		Balance at Beginning of Year (2018)	Balance at End of Year (2018)
Account No.	Current and Accrued Assets			
131	Cash		\$47,672	\$64,234
134	Working Funds		0	0
135	Temporary Cash Investments		0	0
141	Customer Accounts Receivable		6,836	13,909
146	Notes Receivable from Associated Companies		0	0
151	Plant Material and Supplies		0	0
162	Prepayments		0	0
174	Miscellaneous Current and Accrued Assets		9,155	70,782
	Total Current and Accrued Assets		\$63,663	\$148,925
Account No.	Fixed Assets			
101	Utility Plant in Service*		\$706,420	\$708,575
103	Property Held for Future Use		0	0
105	Construction Work in Progress		201,058	525,031
108	Accumulated Depreciation (enter as negative)*		(506,639)	(526,765)
121	Non-Utility Property		0	0
122	Accumulated Depreciation - Non Utility		0	0
	Total Fixed Assets		\$400,839	\$706,841
	Total Assets		\$464,502	\$855,766

Instructions: Fill out the Grey Cells with the relevant information. Input 0 or none if there is nothing recorded in that account or there is no applicable information to report.

*Note these items feed automatically from AR3 UPIS Page 3

Tierra Buena Water Company, Inc.
Annual Report
Balance Sheet Liabilities and Owners Equity

Balance Sheet Liabilities and Owners Equity				
	Liabilities		Balance at Beginning of Year (2018)	Balance at End of Year (2018)
Account No.	Current Liabilities			
231	Accounts Payable		\$16,819	\$3,802
232	Notes Payable (Current Portion)		22,577	27,319
234	Notes Payable to Associated Companies		416	0
235	Customer Deposits		0	0
236	Accrued Taxes		6,775	10,790
237	Accrued Interest		0	0
242	Miscellaneous Current and Accrued Liabilities		0	0
	Total Current Liabilities		\$46,587	\$41,911
	Long Term Debt			
224	Long Term Debt (Notes and Bonds)		\$266,785	\$575,530
	Deferred Credits			
251	Unamortized Premium on Debt		\$0	\$0
252	Advances in Aid of Construction		0	0
255	Accumulated Deferred Investment Tax Credits		0	0
271	Contributions in Aid of Construction		367,499	367,499
272	Less: Amortization of Contributions		(55,885)	(68,404)
281	Accumulated Deferred Income Tax		0	0
	Total Deferred Credits		\$311,614	\$299,095
	Total Liabilities		\$624,986	\$916,536
	Capital Accounts			
201	Common Stock Issued		\$50,000	\$50,000
211	Other Paid-In Capital		21,650	21,650
215	Retained Earnings		(232,134)	(132,420)
218	Proprietary Capital (Sole Props and Partnerships)		0	0
	Total Capital		(\$160,484)	(\$60,770)
	Total Liabilities and Capital		\$464,502	\$855,766

Instructions: Fill out the Grey Cells with the relevant information. Input 0 or none if there is nothing recorded in that account or there is no applicable information to report.

Note: Total liabilities and Capital must match total assets for the beginning and end of the year!

Tierra Buena Water Company, Inc.
Annual Report
Water Comparative Income Statement
12/31/18

Water Comparative Income Statement			
Account No.	Calendar Year	Current Year 01/01/2018 - 12/31/2018	Last Year 01/01/2017 - 12/31/2017
	Operating Revenue		
461	Metered Water Revenue	\$98,112	\$100,959
460	Unmetered Water Revenue	0	0
462	Fire Protection Revenue	0	0
469	Guaranteed Revenues (Surcharges)	86,670	20,483
471	Miscellaneous Service Revenues	2,765	2,330
474	Other Water Revenue	0	0
	Total Revenues	\$187,547	\$123,772
	Operating Expenses		
601	Salaries and Wages	\$35,848	\$31,568
604	Employee Pensions and Benefits	653	0
610	Purchased Water	0	0
615	Purchased Power	11,134	10,021
618	Chemicals	1,082	937
620	Materials and Supplies	0	0
620.1	Repairs and Maintenance	1,307	3,153
620.2	Office Supplies and Expense	1,046	69
630	Contractual Services	0	0
631	Contractual Services -Engineering	0	0
632	Contractual Services - Accounting	3,259	2,293
633	Contractual Services - Legal	283	757
634	Contractual Services - Management Fees	18,000	3,600
635	Contractual Services - Water Testing	1,610	2,683
636	Contractual Services - Other	0	0
640	Rents	0	0
641	Rental of Building/Real Property	2,472	0
642	Rental of Equipment	112	0
650	Transportation Expenses	1,863	1,012
657	Insurance - General Liability	2,693	5,491
657.1	Insurance - Health and Life	5,981	0
665	Regulatory Commission Expense - Rate	5,304	6,365
670	Bad Debt Expense	0	0
675	Miscellaneous Expense	4,985	3,612
403	Depreciation Expense (From Schedule AR4)	7,807	10,183
408	Taxes Other Than Income	2,563	2,598
408.11	Property Taxes	4,271	3,727
409	Income Taxes	7,939	4,225
427.1	Customer Security Deposit Interest	0	0
	Total Operating Expenses	\$120,212	\$92,294
	Operating Income / (Loss)	\$67,335	\$31,478
	Other Income / (Expense)		
419	Interest and Dividend Income	\$184	\$30
421	Non-Utility Income	54,996	0
426	Miscellaneous Non-Utility (Expense)	0	0
427	Interest (Expense)	(22,801)	(5,029)
	Total Other Income / (Expense)	\$32,379	(\$4,999)
	Net Income / (Loss)	\$99,714	\$26,479

Instructions: Fill out the Grey Cells with the relevant information. Input 0 or none if there is nothing recorded in that account or there is no applicable information to report.

Full time equivalent employees

	Direct Company	Outside service	Total
President	1.0	0.0	1.0
Vice-president	0.0	0.0	0.0
Manager	1.0	1.0	2.0
Engineering Staff	0.0	0.5	0.5
System Operator(s)	3.0	1.0	4.0
Meter reader	1.0	0.0	1.0
Customer Service	1.0	0.0	1.0
Accounting	0.0	1.0	1.0
Business Office	0.0	0.0	0.0
Rates Department	0.0	0.5	0.5
Administrative Staff	0.0	0.0	0.0
Other	0.0	0.5	0.5
Total	7.0	4.5	11.5

Instructions: Fill out the Grey Cells with the relevant information. Input 0 or none if there is nothing recorded in that account or there is no applicable information to report. A full-time employee is based on 2080 total hours per year. Please calculate partial employees using 2080 hours.

Tierra Buena Water Company, Inc.
 Annual Report
 Supplemental Financial Data (Long-Term Debt)
 12/31/18

Supplemental Financial Data (Long-Term Debt)				
	Loan #1	Loan #2	Loan #3	Loan #4
Date Issued	4/28/2016	8/11/2017	1/0/1900	1/0/1900
Source of Loan	WIFA	WIFA	0	0
ACC Decision No.	75292	75292	0	0
Reason for Loan	Tie-Line, Well Rel	ATF	0	0
Dollar Amt. Issued	\$210,891	\$661,217	\$0	\$0
Amount Outstanding	\$164,939	\$437,910	\$0	\$0
Date of Maturity	4/1/2036	8/1/2037	1/0/1900	1/0/1900
Interest Rate	4.68%	5.00%	0.00%	0.00%
Current Year Interest	\$6,877	\$15,897	\$0	\$0
Current Year Principal	\$7,275	\$17,129	\$0	\$0

Meter Deposit Balance at Test Year End:	\$0
---	-----

Meter Deposits Refunded During the Test Year:	\$0
---	-----

List all bonds, notes, loans, and other types of indebtedness in which the proceeds were used in the provision of public utility service. Indebtedness incurred for personal uses by the owner of the utility should not be listed. Input 0 or none if there is nothing to report for that cell.

Water Utility Plant Description		
Name of the System:	TIERRA BUENA WATER CO.	
ADEQ Public Water System Number:	AZ0407073	
ADWR PCC Number:	91-000211.0000	

MAINS		
Sizes (inches)	Material	Length (feet)
6.00	DIP/ACP	12,000
0.00	0	0
0.00	0	0
0.00	0	0
0.00	0	0
0.00	0	0
0.00	0	0
0.00	0	0
0.00	0	0
0.00	0	0
0.00	0	0
0.00	0	0
0.00	0	0
0.00	0	0
0.00	0	0

CUSTOMER METERS	
Size (inches)	Quantity
1	127
0.00	0
0	0
0	0
0	0
0	0
0	0
0	0
0	0
0	0
0	0
0	0
0	0
0	0
0	0
0	0
0	0
0	0

SERVICE LINES	
Material	Percent of system
Black poly	45%
Copper	55%
NA	0%
NA	0%
NA	0%

BOOSTER PUMPS		
Horsepower	GPM	Quantity
15	Various	2
0	0	0
0	0	0
0	0	0

FIRE HYDRANTS	
Type	Quantity
Standard *	15
Other	0

STORAGE TANKS		
Capacity (gallons)	Material	Quantity
100,000	Steel	1
0	0	0
0	0	0
0	0	0
0	0	0
0	0	0

PRESSURE/BLADDER TANKS		
Capacity (gallons)	Material	Quantity
5,000	Steel	1
0	0	0
0	0	0
0	0	0
0	0	0
0	0	0

Instructions: Fill out the Grey Cells with the relevant information. Input 0 or none if there is nothing recorded in that account or there is no applicable information to report. Copy and paste this sheet as many times as is necessary.

* A standard fire hydrant has two 2.5 inch hose connection nozzles with 7.5 threads per inch, and one 4.5 inch pumper connection nozzle with 4 threads per inch.

Water Utility Plant Description (Continued)
--

For the following three items, list the utility owned assets in each category for each system.

TREATMENT EQUIPMENT:	50 Gallon Liquid chlorinator with pulse feed PD pump.
-----------------------------	---

STRUCTURES:	N/A
--------------------	-----

OTHER:	N/A
---------------	-----

Instructions: Fill out the Grey Cells with the relevant information. Input 0 or none if there is nothing recorded in that account or there is no applicable information to report. Copy and paste this sheet as many times as is necessary.
--

Customer and Other Information	
Name of the System:	TIERRA BUENA WATER CO.
ADEQ Public Water System Number:	AZ0407073
ADWR PCC Number:	91-000211.0000

Month	Number of Customers				
	Single-Family	Multi-Family	Commercial	Turf/Irrigation	Other Non-Residential
January	126	0	0	1	0
February	126	0	0	1	0
March	126	0	0	1	0
April	126	0	0	1	0
May	126	0	0	1	0
June	126	0	0	1	0
July	126	0	0	1	0
August	126	0	0	1	0
September	126	0	0	1	0
October	126	0	0	1	0
November	126	0	0	1	0
December	126	0	0	1	0

If the system has fire hydrants, what is the fire flow requirements? GPM for hrs.

Does the system have chlorination treatment?

Does the Company have an ADWR Gallons Per Capita Per Day (GCPCPD) requirement?

If yes, provide the GCPCPD amount:

Is the Water Utility located in an ADWR Active Management Area (AMA)?

If yes, which AMA?

Instructions: Fill out the Grey Cells with the relevant information. Input 0 or none if there is nothing recorded in that account or there is no applicable information to report. Copy and paste this sheet as many times as is necessary.

Property Taxes	
Amount of actual property taxes paid during Calendar Year 2018 was	\$3,999

<p>If no property taxes paid, explain why.</p> <p>N/A</p>

Instructions: Fill out the Grey Cells with the relevant information. Input 0 or none if there is nothing recorded in that account or there is no applicable information to report.

Tierra Buena Water Company, Inc.
Annual Report
Verification and Sworn Statement (Taxes)
12/31/18

Verification and Sworn Statement (Taxes)

RECEIVED

MAY 15 2019

ARIZONA CORP COMMISSION
UTILITIES DIVISION - DIRECTOR'S OFFICE

Verification: State of Arizona I, the undersigned of the
(state name)
County of (county name): Maricopa
Name (owner or official) title: Bryan Thomas
Company name: Tierra Buena Water Company, Inc.

DO SAY THAT THIS ANNUAL UTILITY PROPERTY TAX AND SALES TAX REPORT TO THE ARIZONA CORPORATION COMMISSION.

FOR THE YEAR ENDING: 12/31/18

HAS BEEN PREPARED UNDER MY DIRECTION, FROM THE ORIGINAL BOOKS, PAPERS AND RECORDS OF SAID UTILITY; THAT I HAVE CAREFULLY EXAMINED THE SAME, AND DECLARE THE SAME TO BE A COMPLETE AND CORRECT STATEMENT OF BUSINESS AND AFFAIRS OF SAID UTILITY FOR THE PERIOD COVERED BY THIS REPORT IN RESPECT TO EACH AND EVERY MATTER AND THING SET FORTH, TO THE BEST OF MY KNOWLEDGE, INFORMATION AND BELIEF.

Sworn Statement: I HEREBY ATTEST THAT ALL PROPERTY TAXES FOR SAID COMPANY ARE CURRENT AND PAID IN FULL.

I HEREBY ATTEST THAT ALL SALES TAXES FOR SAID COMPANY ARE CURRENT AND PAID IN FULL.


Bryan Thomas
signature of owner/official

623-935-1100
telephone no.

SUBSCRIBED AND SWORN TO BEFORE ME A NOTARY PUBLIC
IN AND FOR THE COUNTY

THIS 22nd DAY OF May 2019
(month) and (year)

MY COMMISSION EXPIRES 02-22-2022
(date)



Robert P. Christy
(signature of notary public)

RECEIVED

MAY 15 2019

ARIZONA CORP COMMISSION
UTILITIES DIVISION - DIRECTOR'S OFFICE

Verification and Sworn Statement

Verification:

State of Arizona I, the undersigned of the
(state name)
County of (county name): Maricopa
Name (owner or official) title: Bryan Thomas
Company name: Tierra Buena Water Company, Inc.

DO SAY THAT THIS ANNUAL UTILITY PROPERTY TAX AND SALES TAX REPORT TO THE ARIZONA CORPORATION COMMISSION.

FOR THE YEAR ENDING: 12/31/18

HAS BEEN PREPARED UNDER MY DIRECTION, FROM THE ORIGINAL BOOKS, PAPERS AND RECORDS OF SAID UTILITY; THAT I HAVE CAREFULLY EXAMINED THE SAME, AND DECLARE THE SAME TO BE A COMPLETE AND CORRECT STATEMENT OF BUSINESS AND AFFAIRS OF SAID UTILITY FOR THE PERIOD COVERED BY THIS REPORT IN RESPECT TO EACH AND EVERY MATTER AND THING SET FORTH, TO THE BEST OF MY KNOWLEDGE, INFORMATION AND BELIEF.


Sworn Statement: IN ACCORDANCE WITH THE REQUIREMENTS OF TITLE 40, ARTICLE 8, SECTION 40-401, ARIZONA REVISED STATUTES, IT IS HEREIN REPORTED THAT THE GROSS OPERATING REVENUE OF SAID UTILITY DERIVED FROM ARIZONA INTRASTATE UTILITY OPERATIONS DURING THE CALENDAR YEAR WAS:

Arizona Intrastate Gross Operating Revenues Only (\$)
\$198,689
(The amount in the box above includes
\$11,142 in sales taxes
billed or collected)

Bry TL
signature of owner/official
623-935-1100
telephone no.

SUBSCRIBED AND SWORN TO BEFORE ME A NOTARY PUBLIC
IN AND FOR THE COUNTY Maricopa
(county name)
THIS 2nd DAY OF May 2019
(month) and (year)

MY COMMISSION EXPIRES 02-22-2022
(date)



Robert P. Christy
(signature of notary public)

Verification and Sworn Statement (Residential Revenue)

Verification:

State of Arizona I, the undersigned of the
(state name)

County of (county name): Maricopa
Name (owner or official) title: Bryan Thomas
Company name: Tierra Buena Water Company, Inc.

RECEIVED
MAY 15 2019
UTILITIES DIVISION - DIRECTOR'S OFFICE
ARIZONA CORP COMMISSION

DO SAY THAT THIS ANNUAL UTILITY PROPERTY TAX AND SALES TAX REPORT TO THE ARIZONA CORPORATION COMMISSION.

FOR THE YEAR ENDING: 12/31/18

HAS BEEN PREPARED UNDER MY DIRECTION, FROM THE ORIGINAL BOOKS, PAPERS AND RECORDS OF SAID UTILITY; THAT I HAVE CAREFULLY EXAMINED THE SAME, AND DECLARE THE SAME TO BE A COMPLETE AND CORRECT STATEMENT OF BUSINESS AND AFFAIRS OF SAID UTILITY FOR THE PERIOD COVERED BY THIS REPORT IN RESPECT TO EACH AND EVERY MATTER AND THING SET FORTH, TO THE BEST OF MY KNOWLEDGE, INFORMATION AND BELIEF.

Sworn Statement: IN ACCORDANCE WITH THE REQUIREMENTS OF TITLE 40, ARTICLE 8, SECTION 40-401, ARIZONA REVISED STATUTES, IT IS HEREIN REPORTED THAT THE GROSS OPERATING REVENUE OF SAID UTILITY DERIVED FROM ARIZONA INTRASTATE UTILITY OPERATIONS RECEIVED FROM RESIDENTIAL CUSTOMERS DURING THE CALENDAR YEAR WAS:

Arizona Intrastate Gross Operating Revenues Only (\$)

\$198,689
(The amount in the box above includes
\$11,142 in sales taxes
billed or collected)


Bryan Thomas
signature of owner/official

623-935-1100
telephone no.

SUBSCRIBED AND SWORN TO BEFORE ME A NOTARY PUBLIC
IN AND FOR THE COUNTY Maricopa
(county name)

THIS 2nd DAY OF May 2019
(month) and (year)

MY COMMISSION EXPIRES 02-22-2022
(date)



Robert P. Christy
(signature of notary public)