

ANNUAL REPORT

Of

Company Name:
PO Box 85160

Mailing Address: Tucson AZ
85754

Docket No.: W-02594A
For the Year Ended:

WATER UTILITY

To

Arizona Corporation Commission

Due on April 15th

Email: Util-Compliance@azcc.gov, mail or deliver the completed Annual Report to:
Arizona Corporation Commission
Compliance Section - Utilities Division
1200 West Washington Street
Phoenix, Arizona 85007

Application Type:
Application Date:

ARIZONA CORPORATION COMMISSION
WATER UTILITY ANNUAL REPORT
Thim Water Corporation
A Class Utility

For the Calendar Year Ended: 12/31/22

Primary Address:
City: State: Zip Code:

Telephone Number:

Date of Original Organization of Utility:

Person to whom correspondence should be addressed concerning this report:

Name:
Telephone No. :
Address:
City: State: Zip Code:
Email:

Name:
Telephone No. :
Address:
City: State: Zip Code:
Email:

Name:
Telephone No. :
Address:
City: State: Zip Code:
Email:

Name:
Telephone No. :
Address:
City: State: Zip Code:
Email:

Name:
Telephone No. :
Address:
City: State: Zip Code:
Email:

Ownership:

Counties Served:

Important changes during the year

NO	For those companies not subject to the affiliated interest rules, has there been a change in ownership or direct control during the year?
	If yes, please provide specific details in the box below.
	NA

NO	Has the company been notified by any other regulatory authorities during the year, that they are out of compliance?
	If yes, please provide specific details in the box below.
	NA

Utility Plant in Service (Water)							
Account No.	Description	Beginning Year Original Cost	Current Year Additions	Current Year Retirements	Adjusted Original Cost	Accumulated Depreciation	OCLD (OC less AD)
301	Organization	\$100	\$0	\$0	\$100	\$0	\$100
302	Franchises	250	0	0	250	0	250
303	Land and Land Rights	1,000	0	0	1,000	0	1,000
304	Structures and Improvements	11,596	0	0	11,596	11,596	0
305	Collecting & Improving Reservoirs	0	0	0	0	0	0
306	Lake, River, Canal Intakes	0	0	0	0	0	0
307	Wells and Springs	34,302	0	0	34,302	29,425	4,877
308	Infiltration Galleries	0	0	0	0	0	0
309	Supply Mains	0	0	0	0	0	0
310	Power Generation Equipment	0	0	0	0	0	0
311	Pumping Equipment	30,442	682	0	31,124	17,455	13,669
320	Water Treatment Equipment	0	0	0	0	0	0
320.1	Water Treatment Plants	0	0	0	0	0	0
320.2	Solution Chemical Feeders	0	0	0	0	0	0
320.3	Point-of-Use Treatment Devices	0	0	0	0	0	0
330	Distribution Reservoirs and Standpipes	0	0	0	0	0	0
330.1	Storage Tanks	7,000	0	0	7,000	7,000	0
330.2	Pressure Tanks	14,083	0	0	14,083	4,115	9,968
331	Transmission and Distribution Mains	63,139	0	0	63,139	29,732	33,407
333	Services	878	225	0	1,103	248	855
334	Meters and Meter Installations	22,147	0	0	22,147	7,378	14,769
335	Hydrants	0	0	0	0	0	0
336	Backflow Prevention Devices	0	0	0	0	0	0
339	Other Plant and Misc. Equipment	0	0	0	0	0	0
340	Office Furniture and Equipment	0	0	0	0	0	0
340.1	Computer & Software	0	0	0	0	0	0
341	Transportation Equipment	8,125	0	0	8,125	8,125	0
342	Stores Equipment	0	0	0	0	0	0
343	Tools, Shop and Garage Equipment	0	0	0	0	0	0
344	Laboratory Equipment	0	0	0	0	0	0
345	Power Operated Equipment	0	0	0	0	0	0
346	Communication Equipment	0	0	0	0	0	0
347	Miscellaneous Equipment	0	0	0	0	0	0
348	Other Tangible Plant	0	0	0	0	0	0
	Totals	\$193,062	\$907	\$0	\$193,969	\$115,074	\$78,895

Thim Water Corporation
Annual Report
Depreciation Expense for the Current Year (Water)
12/31/22

Depreciation Expense for the Current Year (Water)									
Account No.	Description	Beginning Year Original Cost	Current Year Additions	Current Year Retirements	Adjusted Original Cost	Fully Depreciated/Non-depreciable Plant	Depreciable Plant	Depreciation Percentages	Depreciation Expense
301	Organization	\$100	\$0	\$0	\$100	\$100	\$0	0.00%	\$0
302	Franchises	250	0	0	250	250	0	0.00%	0
303	Land and Land Rights	1,000	0	0	1,000	1,000	0	0.00%	0
304	Structures and Improvements	11,596	0	0	11,596	11,596	0	0.00%	0
305	Collecting & Improving Reservoirs	0	0	0	0	0	0	0.00%	0
306	Lake, River, Canal Intakes	0	0	0	0	0	0	0.00%	0
307	Wells and Springs	34,302	0	0	34,302	0	34,302	5.00%	1,715
308	Infiltration Galleries	0	0	0	0	0	0	0.00%	0
309	Supply Mains	0	0	0	0	0	0	0.00%	0
310	Power Generation Equipment	0	0	0	0	0	0	0.00%	0
311	Pumping Equipment	30,442	682	0	31,124	10,500	20,624	5.00%	1,014
320	Water Treatment Equipment	0	0	0	0	0	0	0.00%	0
320.1	Water Treatment Plants	0	0	0	0	0	0	0.00%	0
320.2	Solution Chemical Feeders	0	0	0	0	0	0	0.00%	0
320.3	Point-of-Use Treatment Devices	0	0	0	0	0	0	0.00%	0
330	Distribution Reservoirs and Standpipes	0	0	0	0	0	0	0.00%	0
330.1	Storage Tanks	7,000	0	0	7,000	7,000	0	5.00%	0
330.2	Pressure Tanks	14,083	0	0	14,083	0	14,083	5.00%	704
331	Transmission and Distribution Mains	63,139	0	0	63,139	10,270	52,869	5.00%	2,643
333	Services	878	225	0	1,103	0	1,103	5.00%	50
334	Meters and Meter Installations	22,147	0	0	22,147	2,600	19,547	5.00%	977
335	Hydrants	0	0	0	0	0	0	0.00%	0
336	Backflow Prevention Devices	0	0	0	0	0	0	0.00%	0
339	Other Plant and Misc. Equipment	0	0	0	0	0	0	0.00%	0
340	Office Furniture and Equipment	0	0	0	0	0	0	0.00%	0
340.1	Computer & Software	0	0	0	0	0	0	0.00%	0
341	Transportation Equipment	8,125	0	0	8,125	8,125	0	5.00%	0
342	Stores Equipment	0	0	0	0	0	0	0.00%	0
343	Tools, Shop and Garage Equipment	0	0	0	0	0	0	0.00%	0
344	Laboratory Equipment	0	0	0	0	0	0	0.00%	0
345	Power Operated Equipment	0	0	0	0	0	0	0.00%	0
346	Communication Equipment	0	0	0	0	0	0	0.00%	0
347	Miscellaneous Equipment	0	0	0	0	0	0	0.00%	0
348	Other Tangible Plant	0	0	0	0	0	0	0.00%	0
	Subtotal	\$193,062	\$907	\$0	\$193,969	\$51,441	\$142,528		\$7,104

Contribution(s) in Aid of Construction (Gross)	\$1,600
Less: Non Amortizable Contribution(s)	0
Fully Amortized Contribution(s)	0
Amortizable Contribution(s)	<u>\$1,600</u>
Times: Proposed Amortization Rate	5.00%
Amortization of CIAC	\$80

Less: Amortization of CIAC \$80

DEPRECIATION EXPENSE **\$7,024**

Thim Water Corporation
 Annual Report
 Balance Sheet Assets
 12/31/22

Balance Sheet Assets				
	Assets		Balance at Beginning of Year (2022)	Balance at End of Year (2022)
Account No.	Current and Accrued Assets			
131	Cash		\$52,506	\$62,150
134	Working Funds		0	0
135	Temporary Cash Investments		0	0
141	Customer Accounts Receivable		4,814	7,509
146	Notes Receivable from Associated Companies		0	0
151	Plant Material and Supplies		0	0
162	Prepayments		0	0
174	Miscellaneous Current and Accrued Assets		0	0
	Total Current and Accrued Assets		\$57,320	\$69,659
Account No.	Fixed Assets			
101	Utility Plant in Service*		\$193,062	\$193,969
103	Property Held for Future Use		0	0
105	Construction Work in Progress		0	0
108	Accumulated Depreciation (enter as negative)*		(107,969)	(115,074)
121	Non-Utility Property		0	0
122	Accumulated Depreciation - Non Utility		0	0
	Total Fixed Assets		\$85,093	\$78,895
	Total Assets		\$142,413	\$148,554

*Note these items feed automatically from AR3 UPIS Page 4

Thim Water Corporation
Annual Report
Balance Sheet Liabilities and Owners Equity

Balance Sheet Liabilities and Owners Equity				
	Liabilities		Balance at Beginning of Year (2022)	Balance at End of Year (2022)
Account No.	Current Liabilities			
231	Accounts Payable		\$1,930	\$2,658
232	Notes Payable (Current Portion)		0	0
234	Notes Payable to Associated Companies		0	0
235	Customer Deposits		8,603	8,893
236	Accrued Taxes		321	249
237	Accrued Interest		0	0
242	Miscellaneous Current and Accrued Liabilities		0	105
	Total Current Liabilities		\$10,854	\$11,905
	Long Term Debt			
224	Long Term Debt (Notes and Bonds)		\$0	\$0
	Deferred Credits			
251	Unamortized Premium on Debt		\$0	\$0
252	Advances in Aid of Construction		7,924	8,067
255	Accumulated Deferred Investment Tax Credits		0	0
271	Contributions in Aid of Construction		1,600	1,600
272	Less: Amortization of Contributions		(442)	(523)
281	Accumulated Deferred Income Tax		0	
	Total Deferred Credits		\$9,082	\$9,144
	Total Liabilities		\$19,936	\$21,049
	Capital Accounts			
201	Common Stock Issued		\$150	\$150
211	Other Paid-In Capital		364,363	364,363
215	Retained Earnings		(242,036)	(237,008)
218	Proprietary Capital (Sole Props and Partnerships)		0	0
	Total Capital		\$122,477	\$127,505
	Total Liabilities and Capital		\$142,413	\$148,554

Note: Total liabilities and Capital must match total assets for the beginning and end of the year!

Thim Water Corporation
Annual Report
Water Comparative Income Statement
12/31/22

Water Comparative Income Statement			
Account No.	Calendar Year	Current Year 01/01/2022 - 12/31/2022	Last Year 01/01/2021 - 12/31/2021
	Operating Revenue		
461	Metered Water Revenue	\$49,293	\$51,020
460	Unmetered Water Revenue	0	0
462	Fire Protection Revenue	0	0
469	Guaranteed Revenues (Surcharges)	0	0
471	Miscellaneous Service Revenues	0	0
474	Other Water Revenue	1,401	749
	Total Revenues	\$50,694	\$51,769
	Operating Expenses		
601	Salaries and Wages	\$0	\$0
604	Employee Pensions and Benefits	0	0
610	Purchased Water	0	0
615	Purchased Power	6,375	7,690
618	Chemicals	0	808
620	Materials and Supplies	493	0
620.1	Repairs and Maintenance	887	2,733
620.2	Office Supplies and Expense	1,621	1,919
630	Contractual Services	0	0
631	Contractual Services - Engineering	0	0
632	Contractual Services - Accounting	2,581	1,661
633	Contractual Services - Legal	504	0
634	Contractual Services - Management Fees	12,287	11,616
635	Contractual Services - Water Testing	2,472	0
636	Contractual Services - Other	870	3,035
640	Rents	0	0
641	Rental of Building/Real Property	0	0
642	Rental of Equipment	0	0
650	Transportation Expenses	1,413	1,368
657	Insurance - General Liability	7,164	6,566
657.1	Insurance - Health and Life	0	0
665	Regulatory Commission Expense - Rate	0	125
670	Bad Debt Expense	0	1,107
675	Miscellaneous Expense	133	0
403	Depreciation Expense (From Schedule AR4)	7,024	7,007
408	Taxes Other Than Income	0	0
408.11	Property Taxes	2,602	2,916
409	Income Taxes	0	0
427.1	Customer Security Deposit Interest	40	374
	Total Operating Expenses	\$46,466	\$48,925
	Operating Income / (Loss)	\$4,228	\$2,844
	Other Income / (Expense)		
419	Interest and Dividend Income	\$6	\$265
421	Non-Utility Income	794	34
426	Miscellaneous Non-Utility (Expense)	0	0
427	Interest (Expense)	0	0
	Total Other Income / (Expense)	\$800	\$299
	Net Income / (Loss)	\$5,028	\$3,143

Thim Water Corporation
Annual Report
Full time equivalent employees
12/31/22

Full time equivalent employees

	Direct Company	Allocated	Outside service	Total
President	0.3	0.0	0.0	0.3
Vice-president	0.0	0.0	0.0	0.0
Manager	0.0	0.0	0.3	0.3
Engineering Staff	0.0	0.0	0.0	0.0
System Operator(s)	0.0	0.0	1.0	1.0
Meter reader	0.0	0.0	0.0	0.0
Customer Service	0.0	0.0	0.0	0.0
Accounting	0.0	0.0	0.2	0.2
Business Office	0.0	0.0	0.0	0.0
Rates Department	0.0	0.0	0.0	0.0
Administrative Staff	0.0	0.0	0.0	0.0
Other	0.0	0.0	0.0	0.0
Total	0.3	0.0	1.5	1.8

Supplemental Financial Data (Long-Term Debt)				
	Loan #1	Loan #2	Loan #3	Loan #4
Date Issued	NA	NA	NA	NA
Source of Loan	0	0	0	0
ACC Decision No.	0	0	0	0
Reason for Loan	0	0	0	0
Dollar Amt. Issued	\$0	\$0	\$0	\$0
Amount Outstanding	\$0	\$0	\$0	\$0
Date of Maturity	NA	NA	NA	NA
Interest Rate	0.00%	0.00%	0.00%	0.00%
Current Year Interest	\$0	\$0	\$0	\$0
Current Year Principal	\$0	\$0	\$0	\$0

Meter Deposit Balance at Test Year End:	\$0
---	-----

Meter Deposits Refunded During the Test Year:	\$0
---	-----

List all bonds, notes, loans, and other types of indebtedness in which the proceeds were used in the provision of public utility service. Indebtedness incurred for personal uses by the owner of the utility should not be listed. Input 0 or none if there is nothing to report for that cell.

Well and Water Usage											
Name of the System: THIM WATER CORP #2											
ADEQ Public Water System Number:											AZ0410264
ADWR PCC Number:											91-000483 0000
Well registry 55# (55-XXXXXX):	Pump Horsepower	Pump Yield (gpm)	Casing Depth (feet)	Casing Diameter (inches)	Pump Motor Type **	Year Drilled	Water level 2012	Water level 2022	Meter Size (inches)	How measured	Active
55-208086	15	197	482	8	SUBMERSIBLE	2005	350	350	3	METERED	YES
55-504860	5(2)	76	355	8	SUBMERSIBLE	1983	300	300	2	METERED	YES
55-504861	15	95	482	12	SUBMERSIBLE	1983	320	320	3	METERED	YES

Name of system water delivered to:	
ADWR PCC Number:	NA
Source of water delivered to another system:	NA
Name of system water received from:	
ADWR PCC Number:	NA
Source of water received:	NA
Well registry 55# (55-XXXXXX):	NA

Month	Water withdrawn (gallons) ¹	Water sold (gallons) ²	Water delivered (sold) to other systems (gallons) ³	Water received (purchased) from other systems (gallons) ⁴	Estimated authorized use (gallons) ⁵	Purchased Power Expense ⁶	Purchased Power (kWh) ⁷
January	811,050.00	581,899.00	0.00	0.00	0.00	\$479	2,358
February	814,550.00	636,461.00	0.00	0.00	0.00	575	2,609
March	547,950.00	458,224.00	0.00	0.00	0.00	493	2,442
April	997,200.00	727,943.00	0.00	0.00	0.00	487	2,883
May	1,253,400.00	742,107.00	0.00	0.00	0.00	551	2,580
June	1,075,000.00	1,042,862.00	0.00	0.00	0.00	706	4,511
July	778,200.00	861,208.00	0.00	0.00	0.00	531	2,501
August	636,600.00	599,266.00	0.00	0.00	0.00	519	2,380
September	690,400.00	707,393.00	0.00	0.00	0.00	477	2,010
October	452,900.00	514,044.00	0.00	0.00	0.00	418	1,985
November	626,700.00	571,861.00	0.00	0.00	0.00	601	2,680
December	576,600.00	486,009.00	0.00	0.00	0.00	538	2,352
Totals	9,260,550.00	7,929,277.00	0.00	0.00	0.00	\$6,375	31,291

If applicable, in the space below please provide a description for all un-metered water use along with amounts:
 NA

- 1 Water withdrawn - Total gallons of water withdrawn from pumped sources.
- 2 Water sold - Total gallons from customer meters, and other sales such as construction water.
- 3 Water delivered (sold) to other systems - Total gallons of water delivered to other systems.
- 4 Water received (purchased) from other systems - Total gallons of water purchased/received from other systems.
- 5 Estimated authorized use - Total estimated gallons from authorized metered or un-metered use. Authorized uses such as flushing (mains, services and hydrants) draining/cleaning tanks, process, construction, fire fighting, etc. Non-authorized use (real losses) are service line breaks and leaks, water main breaks, meter inaccuracies and theft.
- 6 Enter the total purchased power costs for the power meters associated with this system.
- 7 Enter the total purchased kWh used by the power meters associated with this system.

Water Utility Plant Description	
Name of the System:	THIM WATER CORP #2
ADEQ Public Water System Number:	AZ0410264
ADWR PCC Number:	91-000483.0000

MAINS		
Sizes (inches)	Material	Length (feet)
2.00	PVC	150
4.00	PVC	14,530
6.00	PVC	14,810

CUSTOMER METERS			
Size (inches)	Quantity	Percent over 1,000,000 gallons	Percent over 10 years old
5/8 X 3/4	12	0%	42%
0.75	88	3%	15%
1	2	50%	100%
1.5	3	67%	66%
2	5	40%	80%
3	2	100%	50%

SERVICE LINES			
Material	Percent of system	Year installed	
PVC	80%	1983	
COPPER	20%	2005	

BOOSTER PUMPS			
Horsepower	GPM	Quantity	
15	30	2	
5	100	3	

FIRE HYDRANTS	
Type	Quantity
Standard *	5
Other	0

STORAGE TANKS				
Capacity (gallons)	Material	Quantity	Year installed	
2,500	STEEL	1	1983	
5	STEEL	3	1983	

PRESSURE/BLADDER TANKS			
Capacity (gallons)	Material	Quantity	Year installed
2,000	STEEL	1	1983
5,000	STEEL	1	1983

* A standard fire hydrant has two 2.5 inch hose connection nozzles with 7.5 threads per inch, and one 4.5 inch pumper connection nozzle with 4 threads per inch.

Water Utility Plant Description (Continued)
--

For the following three items, list the utility owned assets in each category for each system.

TREATMENT EQUIPMENT:	NA
-----------------------------	----

STRUCTURES:	NA
--------------------	----

OTHER:	NA
---------------	----

Provide a calculation used to determine the value of one water equivalent residential connection (ERC).

Use one of the following methods:

- (a) If actual flow data are available from the preceding 12 months, divide the total annual single family residence (SFR) gallons sold by the average number of single family residence customers for the same period and divide the result by
- (b) If no historical flow data are available, use:

$$ERC = (\text{Total SFR gallons sold (Omit 000)} / 365 \text{ days} / 350 \text{ gallons per day})$$

ERC

238

 Method used:

(a)

Customer and Other Information	
Name of the System:	THIM WATER CORP #2
ADEQ Public Water System Number:	AZ0410264
ADWR PCC Number:	91-000483.0000

Month	Number of Customers				
	Single-Family	Multi-Family	Commercial	Turf/Irrigation	Other Non-Residential
January	92	0	0	0	0
February	81	0	0	0	0
March	90	0	0	0	0
April	92	0	0	0	0
May	93	0	0	0	0
June	92	0	0	0	0
July	92	0	0	0	0
August	92	0	0	0	0
September	93	0	0	0	0
October	93	0	0	0	0
November	92	0	0	0	0
December	92	0	0	0	0

If the system has fire hydrants, what is the fire flow requirements? GPM for hrs.

Does the system have chlorination treatment?

Does the Company have an ADWR Gallons Per Capita Per Day (GCPCPD) requirement?
 If yes, provide the GPCPD amount:

Is the Water Utility located in an ADWR Active Management Area (AMA)?
 If yes, which AMA?

What is the present system connection capacity (in ERCs *) using existing lines?

What is the future system connection capacity (in ERCs *) upon service area buildout?

Describe any plans and estimated completion dates for any enlargements or improvements of this system.

* an ERC is based on the calculation on the bottom of AR9 page 12.

Thim Water Corporation
 Annual Report
 Utility Shutoffs / Disconnects
 12/31/22

Utility Shutoffs / Disconnects	
Name of the System:	THIM WATER CORP #2
ADEQ Public Water System Number:	AZ0410264
ADWR PCC Number:	91-000483.0000

Month	Termination without Notice R14-2-410.B	Termination with Notice R14-2-410.C	Other
January	0	0	0
February	0	0	0
March	0	3	0
April	0	5	0
May	0	5	0
June	0	0	0
July	0	5	0
August	0	2	0
September	0	2	0
October	0	0	0
November	0	4	0
December	0	0	0
Total	0	26	0

Other (description):

NA

Instructions: Fill out the Grey Cells with the relevent information. Input 0 or none if there is nothing recorded in that account or there is no applicable information to report.

Property Taxes	
-----------------------	--

Amount of actual property taxes paid during Calendar Year 2022 was	\$2,602
--	---------

If no property taxes paid, explain why. NA

Instructions: Fill out the Grey Cells with the relevant information. Input 0 or none if there is nothing recorded in that account or there is no applicable information to report.

Verification and Sworn Statement (Taxes)

Verification: State of ARIZONA I, the undersigned of the
(state name)

County of (county name): COCHISE
Name (owner or official) title: DUSTIN DESPAIN, ACCOUNTANT
Company name: Thim Water Corporation

DO SAY THAT THIS ANNUAL UTILITY PROPERTY TAX AND SALES TAX REPORT TO THE ARIZONA CORPORATION COMMISSION.

FOR THE YEAR ENDING: 12/31/22

HAS BEEN PREPARED UNDER MY DIRECTION, FROM THE ORIGINAL BOOKS, PAPERS AND RECORDS OF SAID UTILITY; THAT I HAVE CAREFULLY EXAMINED THE SAME, AND DECLARE THE SAME TO BE A COMPLETE AND CORRECT STATEMENT OF BUSINESS AND AFFAIRS OF SAID UTILITY FOR THE PERIOD COVERED BY THIS REPORT IN RESPECT TO EACH AND EVERY MATTER AND THING SET FORTH, TO THE BEST OF MY KNOWLEDGE, INFORMATION AND BELIEF.

Sworn Statement: I HEREBY ATTEST THAT ALL PROPERTY TAXES FOR SAID COMPANY ARE CURRENT AND PAID IN FULL.

I HEREBY ATTEST THAT ALL SALES TAXES FOR SAID COMPANY ARE CURRENT AND PAID IN FULL.




signature of owner/official


520-265-5350
telephone no.

SUBSCRIBED AND SWORN TO BEFORE ME A NOTARY PUBLIC
IN AND FOR THE COUNTY

THIS 15 DAY OF Cochoise
May 2023
(month) and (year)



Oct 17 2023
(date)



(signature of notary public)

Verification and Sworn Statement

Verification:

State of ARIZONA I, the undersigned of the
(state name)
County of (county name): COCHISE
Name (owner or official) title: DUSTIN DESPAIN, ACCOUNTANT
Company name: Thim Water Corporation

DO SAY THAT THIS ANNUAL UTILITY PROPERTY TAX AND SALES TAX REPORT TO THE ARIZONA CORPORATION COMMISSION.

FOR THE YEAR ENDING: 12/31/22

HAS BEEN PREPARED UNDER MY DIRECTION, FROM THE ORIGINAL BOOKS, PAPERS AND RECORDS OF SAID UTILITY; THAT I HAVE CAREFULLY EXAMINED THE SAME, AND DECLARE THE SAME TO BE A COMPLETE AND CORRECT STATEMENT OF BUSINESS AND AFFAIRS OF SAID UTILITY FOR THE PERIOD COVERED BY THIS REPORT IN RESPECT TO EACH AND EVERY MATTER AND THING SET FORTH, TO THE BEST OF MY KNOWLEDGE, INFORMATION AND BELIEF.

Sworn Statement: IN ACCORDANCE WITH THE REQUIREMENTS OF TITLE 40, ARTICLE 8, SECTION 40-401, ARIZONA REVISED STATUTES, IT IS HEREIN REPORTED THAT THE GROSS OPERATING REVENUE OF SAID UTILITY DERIVED FROM ARIZONA INTRASTATE UTILITY OPERATIONS DURING THE CALENDAR YEAR WAS:

Arizona Intrastate Gross Operating Revenues Only (\$)
\$50,694
(The amount in the box above includes
\$3,297 in sales taxes
billed or collected)



signature of owner/official

520-265-5350
telephone no.

SUBSCRIBED AND SWORN TO BEFORE ME A NOTARY PUBLIC
IN AND FOR THE COUNTY

Cochise
(county name)

THIS



15

DAY OF

May 2023
(month) and (year)

MY COMMISSION EXPIRES

Oct 17 2023
(date)



(signature of notary public)

Verification and Sworn Statement (Residential Revenue)

Verification:

State of ARIZONA I, the undersigned of the
(state name)

County of (county name): COCHISE
Name (owner or official) title: DUSTIN DESPAIN, ACCOUNTANT
Company name: Thim Water Corporation

DO SAY THAT THIS ANNUAL UTILITY PROPERTY TAX AND SALES TAX REPORT TO THE ARIZONA CORPORATION COMMISSION.

FOR THE YEAR ENDING: 12/31/22

HAS BEEN PREPARED UNDER MY DIRECTION, FROM THE ORIGINAL BOOKS, PAPERS AND RECORDS OF SAID UTILITY; THAT I HAVE CAREFULLY EXAMINED THE SAME, AND DECLARE THE SAME TO BE A COMPLETE AND CORRECT STATEMENT OF BUSINESS AND AFFAIRS OF SAID UTILITY FOR THE PERIOD COVERED BY THIS REPORT IN RESPECT TO EACH AND EVERY MATTER AND THING SET FORTH, TO THE BEST OF MY KNOWLEDGE, INFORMATION AND BELIEF.

Sworn Statement: IN ACCORDANCE WITH THE REQUIREMENTS OF TITLE 40, ARTICLE 8, SECTION 40-401, ARIZONA REVISED STATUTES, IT IS HEREIN REPORTED THAT THE GROSS OPERATING REVENUE OF SAID UTILITY DERIVED FROM ARIZONA INTRASTATE UTILITY OPERATIONS RECEIVED FROM RESIDENTIAL CUSTOMERS DURING THE CALENDAR YEAR WAS:

Arizona Intrastate Gross Operating Revenues Only (\$)

\$50,694
(The amount in the box above includes
\$3,297 in sales taxes
billed or collected)




signature of owner/official

520-265-5350
telephone no.

SUBSCRIBED AND SWORN TO BEFORE ME, A NOTARY PUBLIC
IN AND FOR THE COUNTY Cochise
(county name)

THIS 15 DAY OF May 2023
(month) and (year)

MY COMMISSION EXPIRES Oct 17 2023
(date)



(signature of notary public)

Full Gross-up Method for Income Tax Statement of Certification

Verification:


State of ARIZONA I, the undersigned of the
(state name)

County of (county name): COCHISE
Name (owner or official) title: DUSTIN DESPAIN, ACCOUNTANT
Company name: Thim Water Corporation

FOR THE YEAR ENDING: 12/31/22

Sworn Statement:

IN ACCORDANCE WITH THE REQUIREMENTS OF DECISION NO. 77084, BECAUSE THE UTILITY REQUIRES THE GROSS UP OF ADVANCES AND CONTRIBUTIONS, I HEREBY STATE THAT THE UTILITY HAS NOT INCURRED NOR IS EXPECTED TO INCUR A NET INCREASE IN CURRENT INCOME TAX EXPENSE OR A DECREASE IN DEFERRED TAX ASSET FOR A CARRY FORWARD ACCORDING TO GAAP IN AN AMOUNT EQUAL TO OR GREATER THAN THE AMOUNT OF THE REQUIRED GROSS UP PAID BY DEVELOPERS IN THE PERIOD COVERED BY THIS ANNUAL REPORT.



signature of owner/official

520-265-5350

telephone no.

SUBSCRIBED AND SWORN TO BEFORE ME A NOTARY PUBLIC
IN AND FOR THE COUNTY Cochise

(county name)

THIS 15

DAY OF May 2023

(month) and (year)

MY COMMISSION EXPIRES Oct 17 2023

(date)



(signature of notary public)