

**ANNUAL REPORT**

Of

Company Name:   
PO Box 85160

Mailing Address: Tucson AZ  
85754

**RECEIVED BY EMAIL**  
4/29/2021, 3:55 PM  
**ARIZONA CORPORATION COMMISSION**  
**UTILITIES DIVISION**

Docket No.: W-02594A  
For the Year Ended:

**WATER UTILITY**

To

Arizona Corporation Commission

**Due on April 15th**

Email: Util-Compliance@azcc.gov, mail or deliver the completed Annual Report to:  
Arizona Corporation Commission  
Compliance Section - Utilities Division  
1200 West Washington Street  
Phoenix, Arizona 85007

Application Type:   
Application Date:

ARIZONA CORPORATION COMMISSION  
WATER UTILITY ANNUAL REPORT  
Thim Water Corporation  
A Class  Utility

For the Calendar Year Ended: 12/31/20

Primary Address:   
City:  State:  Zip Code:

Telephone Number:

Date of Original Organization of Utility:

Person to whom correspondence should be addressed concerning this report:

Name:   
Telephone No. :   
Address:   
City:  State:  Zip Code:   
Email:

Name:   
Telephone No. :   
Address:   
City:  State:  Zip Code:   
Email:

Name:   
Telephone No. :   
Address:   
City:  State:  Zip Code:   
Email:

Name:   
Telephone No. :   
Address:   
City:  State:  Zip Code:   
Email:

Name:   
Telephone No. :   
Address:   
City:  State:  Zip Code:   
Email:

Ownership:

Counties Served:

<b>Important changes during the year</b>
--

No	For those companies not subject to the affiliated interest rules, has there been a change in ownership or direct control during the year?
	If yes, please provide specific details in the box below.
	N/A

No	Has the company been notified by any other regulatory authorities during the year, that they are out of compliance?
	If yes, please provide specific details in the box below.
	N/A

Utility Plant in Service (Water)							
Account No.	Description	Beginning Year Original Cost	Current Year Additions	Current Year Retirements	Adjusted Original Cost	Accumulated Depreciation	OCLD (OC less AD)
301	Organization	\$100			\$100		\$100
302	Franchises	250			250		250
303	Land and Land Rights	1,000			1,000		1,000
304	Structures and Improvements	11,596			11,596	11,596	0
305	Collecting & Improving Reservoirs				0		0
306	Lake, River, Canal Intakes				0		0
307	Wells and Springs	34,302			34,302	25,995	8,307
308	Infiltration Galleries				0		0
309	Supply Mains				0		0
310	Power Generation Equipment				0		0
311	Pumping Equipment	30,442			30,442	15,442	15,000
320	Water Treatment Equipment				0		0
320.1	Water Treatment Plants				0		0
320.2	Solution Chemical Feeders				0		0
320.3	Point-of-Use Treatment Devices				0		0
330	Distribution Reservoirs and Standpipes				0		0
330.1	Storage Tanks	7,000			7,000	7,000	0
330.2	Pressure Tanks	14,083			14,083	2,707	11,376
331	Transmission and Distribution Mains	63,139			63,139	24,446	38,693
333	Services	878			878	154	724
334	Meters and Meter Installations	10,590	11,557		22,147	5,424	16,723
335	Hydrants				0		0
336	Backflow Prevention Devices				0		0
339	Other Plant and Misc. Equipment				0		0
340	Office Furniture and Equipment				0		0
340.1	Computer & Software				0		0
341	Transportation Equipment	8,125			8,125	8,125	0
342	Stores Equipment				0		0
343	Tools, Shop and Garage Equipment				0		0
344	Laboratory Equipment				0		0
345	Power Operated Equipment				0		0
346	Communication Equipment				0		0
347	Miscellaneous Equipment				0		0
348	Other Tangible Plant				0		0
	<b>Totals</b>	<b>\$181,505</b>	<b>\$11,557</b>	<b>\$0</b>	<b>\$193,062</b>	<b>\$100,889</b>	<b>\$92,173</b>

Thim Water Corporation  
Annual Report  
Depreciation Expense for the Current Year (Water)  
12/31/20

Depreciation Expense for the Current Year (Water)									
Account No.	Description	Beginning Year Original Cost	Current Year Additions	Current Year Retirements	Adjusted Original Cost	Fully Depreciated/Non-depreciable Plant	Depreciable Plant	Depreciation Percentages	Depreciation Expense
301	Organization	\$100	\$0	\$0	\$100	\$100	\$0		\$0
302	Franchises	250	0	0	250	250	0		0
303	Land and Land Rights	1,000	0	0	1,000	1,000	0		0
304	Structures and Improvements	11,596	0	0	11,596	11,596	0	5.00%	0
305	Collecting & Improving Reservoirs	0	0	0	0	0	0		0
306	Lake, River, Canal Intakes	0	0	0	0	0	0		0
307	Wells and Springs	34,302	0	0	34,302		34,302	5.00%	1,715
308	Infiltration Galleries	0	0	0	0	0	0		0
309	Supply Mains	0	0	0	0	0	0		0
310	Power Generation Equipment	0	0	0	0	0	0		0
311	Pumping Equipment	30,442	0	0	30,442	10,500	19,942	5.00%	997
320	Water Treatment Equipment	0	0	0	0	0	0		0
320.1	Water Treatment Plants	0	0	0	0	0	0		0
320.2	Solution Chemical Feeders	0	0	0	0	0	0		0
320.3	Point-of-Use Treatment Devices	0	0	0	0	0	0		0
330	Distribution Reservoirs and Standpipes	0	0	0	0	0	0		0
330.1	Storage Tanks	7,000	0	0	7,000	7,000	0	5.00%	0
330.2	Pressure Tanks	14,083	0	0	14,083		14,083	5.00%	704
331	Transmission and Distribution Mains	63,139	0	0	63,139	10,270	52,869	5.00%	2,643
333	Services	878	0	0	878		878	5.00%	44
334	Meters and Meter Installations	10,590	11,557	0	22,147	2,600	19,547	5.00%	688
335	Hydrants	0	0	0	0	0	0		0
336	Backflow Prevention Devices	0	0	0	0	0	0		0
339	Other Plant and Misc. Equipment	0	0	0	0	0	0		0
340	Office Furniture and Equipment	0	0	0	0	0	0		0
340.1	Computer & Software	0	0	0	0	0	0		0
341	Transportation Equipment	8,125	0	0	8,125	8,125	0	5.00%	0
342	Stores Equipment	0	0	0	0	0	0		0
343	Tools, Shop and Garage Equipment	0	0	0	0	0	0		0
344	Laboratory Equipment	0	0	0	0	0	0		0
345	Power Operated Equipment	0	0	0	0	0	0		0
346	Communication Equipment	0	0	0	0	0	0		0
347	Miscellaneous Equipment	0	0	0	0	0	0		0
348	Other Tangible Plant	0	0	0	0	0	0		0
	<b>Subtotal</b>	\$181,505	\$11,557	\$0	\$193,062	\$51,441	\$141,621		\$6,792

Contribution(s) in Aid of Construction (Gross)	\$1,600
Less: Non Amortizable Contribution(s)	0
Fully Amortized Contribution(s)	0
Amortizable Contribution(s)	<b>\$1,600</b>
Times: Proposed Amortization Rate	5.00%
<b>Amortization of CIAC</b>	\$74

Less: Amortization of CIAC \$74

**DEPRECIATION EXPENSE** **\$6,718**

Thim Water Corporation  
Annual Report  
Balance Sheet Assets  
12/31/20

<b>Balance Sheet Assets</b>				
	<b>Assets</b>		Balance at Beginning of Year (2020)	Balance at End of Year (2020)
<b>Account No.</b>	<b>Current and Accrued Assets</b>			
131	Cash		\$69,929	\$48,173
134	Working Funds			
135	Temporary Cash Investments			
141	Customer Accounts Receivable		2,407	1,833
146	Notes Receivable from Associated Companies			10,116
151	Plant Material and Supplies		495	
162	Prepayments			247
174	Miscellaneous Current and Accrued Assets			
	<b>Total Current and Accrued Assets</b>		<b>\$72,831</b>	<b>\$60,369</b>
<b>Account No.</b>	<b>Fixed Assets</b>			
101	Utility Plant in Service*		\$181,505	\$193,062
103	Property Held for Future Use			
105	Construction Work in Progress			
108	Accumulated Depreciation <b>(enter as negative)*</b>		(94,097)	(100,889)
121	Non-Utility Property			
122	Accumulated Depreciation - Non Utility			
	<b>Total Fixed Assets</b>		<b>\$87,408</b>	<b>\$92,173</b>
	<b>Total Assets</b>		<b>\$160,239</b>	<b>\$152,542</b>

\*Note these items feed automatically from AR3 UPIS Page 4

Thim Water Corporation  
Annual Report  
Balance Sheet Liabilities and Owners Equity

<b>Balance Sheet Liabilities and Owners Equity</b>				
	<b>Liabilities</b>		Balance at Beginning of Year (2020)	Balance at End of Year (2020)
<b>Account No.</b>	<b>Current Liabilities</b>			
231	Accounts Payable		\$1,607	\$1,366
232	Notes Payable (Current Portion)			
234	Notes Payable to Associated Companies			
235	Customer Deposits		6,981	7,330
236	Accrued Taxes		201	312
237	Accrued Interest			
242	Miscellaneous Current and Accrued Liabilities			
	<b>Total Current Liabilities</b>		<b>\$8,789</b>	<b>\$9,008</b>
	<b>Long Term Debt</b>			
224	Long Term Debt (Notes and Bonds)		\$0	\$0
	<b>Deferred Credits</b>			
251	Unamortized Premium on Debt		\$0	\$0
252	Advances in Aid of Construction		7,019	6,969
255	Accumulated Deferred Investment Tax Credits			
271	Contributions in Aid of Construction		1,350	1,600
272	Less: Amortization of Contributions		(295)	(369)
281	Accumulated Deferred Income Tax			
	<b>Total Deferred Credits</b>		<b>\$8,074</b>	<b>\$8,200</b>
	<b>Total Liabilities</b>		<b>\$16,863</b>	<b>\$17,208</b>
	<b>Capital Accounts</b>			
201	Common Stock Issued		\$150	\$150
211	Other Paid-In Capital		364,363	364,363
215	Retained Earnings		(221,137)	(229,179)
218	Proprietary Capital (Sole Props and Partnerships)			
	<b>Total Capital</b>		<b>\$143,376</b>	<b>\$135,334</b>
	<b>Total Liabilities and Capital</b>		<b>\$160,239</b>	<b>\$152,542</b>

**Note: Total liabilities and Capital must match total assets for the beginning and end of the year!**

Thim Water Corporation  
Annual Report  
Water Comparative Income Statement  
12/31/20

<b>Water Comparative Income Statement</b>			
Account No.	Calendar Year	Current Year 01/01/2020 - 12/31/2020	Last Year 01/01/2019 - 12/31/2019
	<b>Operating Revenue</b>		
461	Metered Water Revenue	\$52,987	\$47,768
460	Unmetered Water Revenue		
462	Fire Protection Revenue		
469	Guaranteed Revenues (Surcharges)		
471	Miscellaneous Service Revenues		
474	Other Water Revenue	419	698
	<b>Total Revenues</b>	<b>\$53,406</b>	<b>\$48,466</b>
	<b>Operating Expenses</b>		
601	Salaries and Wages	\$0	\$0
604	Employee Pensions and Benefits		
610	Purchased Water	293	
615	Purchased Power	7,965	6,812
618	Chemicals	414	409
620	Materials and Supplies		
620.1	Repairs and Maintenance	2,321	231
620.2	Office Supplies and Expense	1,762	818
630	Contractual Services		
631	Contractual Services - Engineering		
632	Contractual Services - Accounting	4,071	2,882
633	Contractual Services - Legal		299
634	Contractual Services - Management Fees	10,835	10,472
635	Contractual Services - Water Testing	1,885	3,369
636	Contractual Services - Other		740
640	Rents		
641	Rental of Building/Real Property		
642	Rental of Equipment		
650	Transportation Expenses	1,655	1,428
657	Insurance - General Liability	919	903
657.1	Insurance - Health and Life		
665	Regulatory Commission Expense - Rate		
670	Bad Debt Expense		
675	Miscellaneous Expense	173	181
403	Depreciation Expense (From Schedule AR4)	6,718	6,944
408	Taxes Other Than Income		
408.11	Property Taxes	2,637	2,490
409	Income Taxes		
427.1	Customer Security Deposit Interest	147	223
	<b>Total Operating Expenses</b>	<b>\$41,795</b>	<b>\$38,201</b>
	<b>Operating Income / (Loss)</b>	<b>\$11,611</b>	<b>\$10,265</b>
	<b>Other Income / (Expense)</b>		
419	Interest and Dividend Income	\$311	\$330
421	Non-Utility Income	35	21
426	Miscellaneous Non-Utility (Expense)		
427	Interest (Expense)		
	<b>Total Other Income / (Expense)</b>	<b>\$346</b>	<b>\$351</b>
	<b>Net Income / (Loss)</b>	<b>\$11,957</b>	<b>\$10,616</b>



**Full time equivalent employees**

	Direct Company	Allocated	Outside service	Total
President				0.0
Vice-president				0.0
Manager				0.0
Engineering Staff				0.0
System Operator(s)			difficult to	0.0
Meter reader			determine	0.0
Customer Service				0.0
Accounting				0.0
Business Office				0.0
Rates Department				0.0
Administrative Staff				0.0
Other				0.0
<b>Total</b>	0.0	0.0	0.0	0.0

Supplemental Financial Data (Long-Term Debt)				
	Loan #1	Loan #2	Loan #3	Loan #4
Date Issued	No loans			
Source of Loan				
ACC Decision No.				
Reason for Loan				
Dollar Amt. Issued				
Amount Outstanding				
Date of Maturity				
Interest Rate				
Current Year Interest				
Current Year Principal				

Meter Deposit Balance at Test Year End:	\$0
---	-----

Meter Deposits Refunded During the Test Year:	\$0
---	-----

**List all bonds, notes, loans, and other types of indebtedness in which the proceeds were used in the provision of public utility service. Indebtedness incurred for personal uses by the owner of the utility should not be listed. Input 0 or none if there is nothing to report for that cell.**

**Well and Water Usage**

Name of the System:		THIM WATER CORP #2									
ADEQ Public Water System Number:		AZ0410264									
ADWR PCC Number:		91-000483.0000									
Well registry 55# (55-XXXXXX):	Pump Horsepower	Pump Yield (gpm)	Casing Depth (feet)	Casing Diameter (inches)	Pump Motor Type **	Year Drilled	Water level 2010	Water level 2020	Meter Size (inches)	How measured:	Active
55-208086	15	107	482	8	Submersible	2005	350	360	3	Metered	Yes
55-504860	5 (2)	76	355	8	Submersible	1983	300	315	2	Metered	Yes
55-504861	15	95	482	12	Submersible	1983	320	340	3	Metered	Yes

Name of system water delivered to:	
ADWR PCC Number:	N/A
Source of water delivered to another system	
Name of system water received from:	
ADWR PCC Number:	N/A
Source of water received	
Well registry 55# (55-XXXXXX):	

Month	Water withdrawn (gallons)1	Water sold (gallons)2	Water delivered (sold) to other systems (gallons)3	Water received (purchased) from other systems (gallons)4	Estimated authorized use (gallons)5	Purchased Power Expense6	Purchased Power (kWh)7
January	572,650.00	370,791.00	0.00	0.00	0.00	\$423	2,099
February	821,150.00	577,837.00	0.00	0.00	0.00	542	2,906
March	751,200.00	814,158.00	0.00	0.00	0.00	647	3,438
April	746,800.00	517,745.00	0.00	0.00	0.00	519	2,621
May	1,006,600.00	760,848.00	0.00	0.00	0.00	667	3,569
June	991,850.00	752,488.00	0.00	0.00	0.00	670	3,853
July	1,503,200.00	1,130,006.00	0.00	0.00	0.00	702	4,073
August	1,722,650.00	1,186,514.00	0.00	0.00	0.00	845	5,055
September	916,650.00	1,477,582.00	0.00	0.00	0.00	810	4,818
October	1,925,200.00	819,298.00	0.00	0.00	0.00	1,064	6,569
November	881,150.00	2,561,541.00	0.00	0.00	0.00	601	3,376
December	712,550.00	1,288,741.00	0.00	0.00	0.00	475	2,601
<b>Totals</b>	<b>12,551,650.00</b>	<b>12,257,549.00</b>	<b>0.00</b>	<b>0.00</b>	<b>0.00</b>	<b>\$7,965</b>	<b>44,978</b>

If applicable, in the space below please provide a description for all un-metered water use along with amounts:

1 Water withdrawn - Total gallons of water withdrawn from pumped sources.  
 2 Water sold - Total gallons from customer meters, and other sales such as construction water.  
 3 Water delivered (sold) to other systems - Total gallons of water delivered to other systems.  
 4 Water received (purchased) from other systems - Total gallons of water purchased/received from other systems.  
 5 Estimated authorized use - Total estimated gallons from authorized metered or unmetered use. Authorized uses such as flushing (mains, services and hydrants) draining/cleaning tanks, process, construction, fire fighting, etc. Non-authorized use (real losses) are service line breaks and leaks, water main breaks, meter inaccuracies and theft.  
 6 Enter the total purchased power costs for the power meters associated with this system.  
 7 Enter the total purchased kWh used by the power meters associated with this system.

Water Utility Plant Description	
Name of the System:	THIM WATER CORP #2
ADEQ Public Water System Number:	AZ0410264
ADWR PCC Number:	91-000483.0000

MAINS		
Sizes (inches)	Material	Length (feet)
2.00	PVC	150
4.00	PVC	14,530
6.00	PVC	14,810

CUSTOMER METERS			
Size (inches)	Quantity	Percent over 1,000,000 gallons	Percent over 10 years old
5/8 X 3/4	12	0%	42%
0.75	88	3%	15%
1	2	50%	100%
1.5	3	67%	66%
2	5	40%	80%
3	2	100%	50%

SERVICE LINES		
Material	Percent of system	Year installed
PVC	80%	1983 to
Copper	20%	2005

BOOSTER PUMPS		
Horsepower	GPM	Quantity
1.5	30	2
5	100	3

FIRE HYDRANTS	
Type	Quantity
Standard *	5
Other	0

STORAGE TANKS			
Capacity (gallons)	Material	Quantity	Year installed
2,500	Steel	1	1983
6,000	Steel	3	1983

PRESSURE/BLADDER TANKS			
Capacity (gallons)	Material	Quantity	Year installed
2,000	Steel	1	1983
5,000	Steel	1	1983

\* A standard fire hydrant has two 2.5 inch hose connection nozzles with 7.5 threads per inch, and one 4.5 inch pumper connection nozzle with 4 threads per inch.

<b>Water Utility Plant Description (Continued)</b>
--

For the following three items, list the utility owned assets in each category for each system.

<b>TREATMENT EQUIPMENT:</b>	N/A
-----------------------------	-----

<b>STRUCTURES:</b>	N/A
--------------------	-----

<b>OTHER:</b>	N/A
---------------	-----

Provide a calculation used to determine the value of one water equivalent residential connection (ERC).

Use one of the following methods:

- (a) If actual flow data are available from the preceding 12 months, divide the total annual single family residence (SFR) gallons sold by the average number of single family residence customers for the same period and divide the result by 365
- (b) If no historical flow data are available, use:  
 $ERC = ( \text{Total SFR gallons sold (Omit 000)} / 365 \text{ days} / 350 \text{ gallons per day} )$

ERC	285
Method used:	(a)

Customer and Other Information	
Name of the System:	THIM WATER CORP #2
ADEQ Public Water System Number:	AZ0410264
ADWR PCC Number:	91-000483.0000

Month	Number of Customers				
	Single-Family	Multi-Family	Commercial	Turf/Irrigation	Other Non-Residential
January	75	0	6	0	0
February	74	0	6	0	0
March	74	0	6	0	0
April	73	0	6	0	0
May	75	0	6	0	0
June	77	0	6	0	0
July	78	0	6	0	0
August	78	0	6	0	0
September	79	0	6	0	0
October	78	0	6	0	0
November	78	0	6	0	0
December	79	0	6	0	0

If the system has fire hydrants, what is the fire flow requirements?  GPM for  hrs.

Does the system have chlorination treatment?

Does the Company have an ADWR Gallons Per Capita Per Day (GCPCPD) requirement?   
 If yes, provide the GPCPD amount:

Is the Water Utility located in an ADWR Active Management Area (AMA)?   
 If yes, which AMA?

What is the present system connection capacity (in ERCs \*) using existing lines?

What is the future system connection capacity (in ERCs \*) upon service area buildout?

Describe any plans and estimated completion dates for any enlargements or improvements of this system.

\* an ERC is based on the calculation on the bottom of AR9 page 12.

Thim Water Corporation  
 Annual Report  
 Utility Shutoffs / Disconnects  
 12/31/20

Utility Shutoffs / Disconnects	
Name of the System:	THIM WATER CORP #2
ADEQ Public Water System Number:	AZ0410264
ADWR PCC Number:	91-000483.0000

Month	Termination without Notice R14-2-410.B	Termination with Notice R14-2-410.C	Other
January	0	0	0
February	0	0	0
March	0	0	0
April	0	0	0
May	0	0	0
June	0	0	0
July	0	0	0
August	0	0	0
September	0	0	0
October	0	0	0
November	0	0	0
December	0	0	0
<b>Total</b>	<b>0</b>	<b>0</b>	<b>0</b>

**Other (description):**

N/A
-----

**Instructions:** Fill out the Grey Cells with the relevent information. Input 0 or none if there is nothing recorded in that account or there is no applicable information to report.

**Property Taxes**

Amount of actual property taxes paid during Calendar Year 2020 was

\$2,563

If no property taxes paid, explain why.

NA

**Instructions:** Fill out the Grey Cells with the relevant information. Input 0 or none if there is nothing recorded in that account or there is no applicable information to report.



Verification and Sworn Statement (Taxes)

Verification: State of Arizona I, the undersigned of the  
(state name)

County of (county name): Pima  
Name (owner or official) title: Dorinda Chacon, Manager  
Company name: Thim Water Corporation

DO SAY THAT THIS ANNUAL UTILITY PROPERTY TAX AND SALES TAX REPORT TO THE ARIZONA CORPORATION COMMISSION.

FOR THE YEAR ENDING: 12/31/20

HAS BEEN PREPARED UNDER MY DIRECTION, FROM THE ORIGINAL BOOKS, PAPERS AND RECORDS OF SAID UTILITY; THAT I HAVE CAREFULLY EXAMINED THE SAME, AND DECLARE THE SAME TO BE A COMPLETE AND CORRECT STATEMENT OF BUSINESS AND AFFAIRS OF SAID UTILITY FOR THE PERIOD COVERED BY THIS REPORT IN RESPECT TO EACH AND EVERY MATTER AND THING SET FORTH, TO THE BEST OF MY KNOWLEDGE, INFORMATION AND BELIEF.

Sworn Statement: I HEREBY ATTEST THAT ALL PROPERTY TAXES FOR SAID COMPANY ARE CURRENT AND PAID IN FULL.

I HEREBY ATTEST THAT ALL SALES TAXES FOR SAID COMPANY ARE CURRENT AND PAID IN FULL.

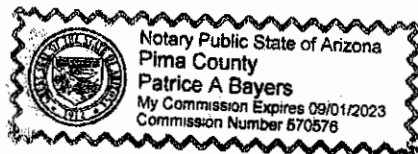
Dorinda Chacon  
signature of owner/official

(520) 623-5172  
telephone no.

SUBSCRIBED AND SWORN TO BEFORE ME A NOTARY PUBLIC  
IN AND FOR THE COUNTY

THIS 27<sup>th</sup> DAY OF Pima  
(county name)  
April 2021  
(month) and (year)

MY COMMISSION EXPIRES 9/01/2023  
(date)



Patrice A. Bayers  
(signature of notary public)

Verification and Sworn Statement

Verification:

State of Arizona I, the undersigned of the  
(state name)  
County of (county name): Pima  
Name (owner or official) title: Dorinda Chacon, Manager  
Company name: Thim Water Corporation

DO SAY THAT THIS ANNUAL UTILITY PROPERTY TAX AND SALES TAX REPORT TO THE ARIZONA CORPORATION COMMISSION.

FOR THE YEAR ENDING: 12/31/20

HAS BEEN PREPARED UNDER MY DIRECTION, FROM THE ORIGINAL BOOKS, PAPERS AND RECORDS OF SAID UTILITY; THAT I HAVE CAREFULLY EXAMINED THE SAME, AND DECLARE THE SAME TO BE A COMPLETE AND CORRECT STATEMENT OF BUSINESS AND AFFAIRS OF SAID UTILITY FOR THE PERIOD COVERED BY THIS REPORT IN RESPECT TO EACH AND EVERY MATTER AND THING SET FORTH, TO THE BEST OF MY KNOWLEDGE, INFORMATION AND BELIEF.

Sworn Statement: IN ACCORDANCE WITH THE REQUIREMENTS OF TITLE 40, ARTICLE 8, SECTION 40-401, ARIZONA REVISED STATUTES, IT IS HEREIN REPORTED THAT THE GROSS OPERATING REVENUE OF SAID UTILITY DERIVED FROM ARIZONA INTRASTATE UTILITY OPERATIONS DURING THE CALENDAR YEAR WAS:

Arizona Intrastate Gross Operating Revenues Only (\$)

\$57,021

(The amount in the box above includes

\$3,615 in sales taxes

billed or collected)

Dorinda Chacon

signature of owner/official

(520) 623-5172

telephone no.

SUBSCRIBED AND SWORN TO BEFORE ME A NOTARY PUBLIC  
IN AND FOR THE COUNTY

THIS

27<sup>th</sup>

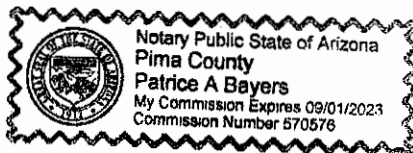
DAY OF

Pima  
(county name)

April 2021  
(month) and (year)

MY COMMISSION EXPIRES

9/01/2023  
(date)



Patrice A. Bayers  
(signature of notary public)

**Verification and Sworn Statement (Residential Revenue)**

**Verification:**

State of Arizona I, the undersigned of the  
(state name)

County of (county name): Pima  
Name (owner or official) title: Dorinda Chacon, Manager  
Company name: Thim Water Corporation

DO SAY THAT THIS ANNUAL UTILITY PROPERTY TAX AND SALES TAX REPORT TO THE ARIZONA CORPORATION COMMISSION.

FOR THE YEAR ENDING: 12/31/20

HAS BEEN PREPARED UNDER MY DIRECTION, FROM THE ORIGINAL BOOKS, PAPERS AND RECORDS OF SAID UTILITY; THAT I HAVE CAREFULLY EXAMINED THE SAME, AND DECLARE THE SAME TO BE A COMPLETE AND CORRECT STATEMENT OF BUSINESS AND AFFAIRS OF SAID UTILITY FOR THE PERIOD COVERED BY THIS REPORT IN RESPECT TO EACH AND EVERY MATTER AND THING SET FORTH, TO THE BEST OF MY KNOWLEDGE, INFORMATION AND BELIEF.

**Sworn Statement:**

IN ACCORDANCE WITH THE REQUIREMENTS OF TITLE 40, ARTICLE 8, SECTION 40-401, ARIZONA REVISED STATUTES, IT IS HEREIN REPORTED THAT THE GROSS OPERATING REVENUE OF SAID UTILITY DERIVED FROM ARIZONA INTRASTATE UTILITY OPERATIONS RECEIVED FROM RESIDENTIAL CUSTOMERS DURING THE CALENDAR YEAR WAS:

Arizona Intrastate Gross Operating Revenues Only (\$)

\$44,175

(The amount in the box above includes

\$2,801 in sales taxes  
billed or collected)

Dorinda Chacon

signature of owner/official

(520) 623-5172

telephone no.

SUBSCRIBED AND SWORN TO BEFORE ME A NOTARY PUBLIC  
IN AND FOR THE COUNTY

Pima  
(county name)

THIS


27<sup>th</sup>

DAY OF

April 2021  
(month) and (year)

MY COMMISSION EXPIRES

9/01/2023  
(date)



Patrice A Bayers  
(signature of notary public)