

ANNUAL REPORT

Of

Company Name: Tacna Water Management Company  
4743 E. 30th Place

Mailing Address: Yuma AZ  
85365

Docket No.: W-01344A  
For the Year Ended: 12/31/20

WATER UTILITY

To

Arizona Corporation Commission

**Due on April 15th**

Email: Util-Compliance@azcc.gov, mail or deliver the completed Annual Report to:  
Arizona Corporation Commission  
Compliance Section - Utilities Division  
1200 West Washington Street  
Phoenix, Arizona 85007

Application Type: Original Filing  
Application Date: 5/24/2021

ARIZONA CORPORATION COMMISSION  
WATER UTILITY ANNUAL REPORT  
Tacna Water Management Company  
A Class  Utility

For the Calendar Year Ended:

Primary Address:   
City:  State:  Zip Code:

Telephone Number:

Date of Original Organization of Utility:

Person to whom correspondence should be addressed concerning this report:

Name:   
Telephone No. :   
Address:   
City:  State:  Zip Code:   
Email:

Name:   
Telephone No. :   
Address:   
City:  State:  Zip Code:   
Email:

Name:   
Telephone No. :   
Address:   
City:  State:  Zip Code:   
Email:

Name:   
Telephone No. :   
Address:   
City:  State:  Zip Code:   
Email:

Name:   
Telephone No. :   
Address:   
City:  State:  Zip Code:   
Email:

Ownership:

Counties Served:

**Important changes during the year**

N/A	For those companies not subject to the affiliated interest rules, has there been a change in ownership or direct control during the year?
	If yes, please provide specific details in the box below.
	NONE

Yes	Has the company been notified by any other regulatory authorities during the year, that they are out of compliance?
	If yes, please provide specific details in the box below.
	NONE

Utility Plant in Service (Water)							
Account No.	Description	Beginning Year Original Cost	Current Year Additions	Current Year Retirements	Adjusted Original Cost	Accumulated Depreciation	OCLD (OC less AD)
301	Organization				\$0		\$0
302	Franchises				0		0
303	Land and Land Rights	15,000	0	0	15,000	0	15,000
304	Structures and Improvements				0		0
305	Collecting & Improving Reservoirs				0		0
306	Lake, River, Canal Intakes				0		0
307	Wells and Springs	32,190	2,465	0	34,655	32,065	2,590
308	Infiltration Galleries				0		0
309	Supply Mains				0		0
310	Power Generation Equipment	1,470	0	0	1,470	273	1,197
311	Pumping Equipment	30,512	0	0	30,512	23,158	7,354
320	Water Treatment Equipment				0		0
320.1	Water Treatment Plants				0		0
320.2	Solution Chemical Feeders				0		0
320.3	Point-of-Use Treatment Devices				0		0
330	Distribution Reservoirs and Standpipes				0		0
330.1	Storage Tanks	20,440	0	0	20,440	20,038	402
330.2	Pressure Tanks	3,040	0	0	3,040	563	2,477
331	Transmission and Distribution Mains	22,259	1,166	0	23,425		23,425
333	Services				0		0
334	Meters and Meter Installations	3,347	170	0	3,517	917	2,600
335	Hydrants				0		0
336	Backflow Prevention Devices				0		0
339	Other Plant and Misc. Equipment	960	0	0	960	393	567
340	Office Furniture and Equipment				0		0
340.1	Computer & Software				0		0
341	Transportation Equipment				0		0
342	Stores Equipment				0		0
343	Tools, Shop and Garage Equipment				0		0
344	Laboratory Equipment				0		0
345	Power Operated Equipment				0		0
346	Communication Equipment				0		0
347	Miscellaneous Equipment				0		0
348	Other Tangible Plant				0		0
	<b>Totals</b>	<b>\$129,218</b>	<b>\$3,801</b>	<b>\$0</b>	<b>\$133,019</b>	<b>\$77,407</b>	<b>\$55,612</b>

Tacna Water Management Company  
 Annual Report  
 Depreciation Expense for the Current Year (Water)  
 12/31/20

Depreciation Expense for the Current Year (Water)									
Account No.	Description	Beginning Year Original Cost	Current Year Additions	Current Year Retirements	Adjusted Original Cost	Fully Depreciated/Non-depreciable Plant	Depreciable Plant	Depreciation Percentages	Depreciation Expense
301	Organization	\$0	\$0	\$0	\$0		\$0		\$0
302	Franchises	0	0	0	0		0		0
303	Land and Land Rights	15,000	0	0	15,000	0	15,000	0.00%	0
304	Structures and Improvements	0	0	0	0		0		0
305	Collecting & Improving Reservoirs	0	0	0	0		0		0
306	Lake, River, Canal Intakes	0	0	0	0		0		0
307	Wells and Springs	32,190	2,465	0	34,655	32,018	2,637	3.33%	47
308	Infiltration Galleries	0	0	0	0		0		0
309	Supply Mains	0	0	0	0		0		0
310	Power Generation Equipment	1,470	0	0	1,470	210	1,260	5.00%	63
311	Pumping Equipment	30,512	0	0	30,512	22,107	8,405	12.50%	1,051
320	Water Treatment Equipment	0	0	0	0		0		0
320.1	Water Treatment Plants	0	0	0	0		0		0
320.2	Solution Chemical Feeders	0	0	0	0		0		0
320.3	Point-of-Use Treatment Devices	0	0	0	0		0		0
330	Distribution Reservoirs and Standpipes	0	0	0	0		0		0
330.1	Storage Tanks	20,440	0	0	20,440	20,029	411	2.22%	9
330.2	Pressure Tanks	3,040	0	0	3,040	433	2,607	5.00%	130
331	Transmission and Distribution Mains	22,259	1,166	0	23,425	19,946	3,479	2.00%	20,004
333	Services	0	0	0	0		0		0
334	Meters and Meter Installations	3,347	170	0	3,517	689	2,828	8.33%	228
335	Hvdrants	0	0	0	0		0		0
336	Backflow Prevention Devices	0	0	0	0		0		0
339	Other Plant and Misc. Equipment	960	0	0	960	353	607	6.67%	40
340	Office Furniture and Equipment	0	0	0	0		0		0
340.1	Computer & Software	0	0	0	0		0		0
341	Transportation Equipment	0	0	0	0		0		0
342	Stores Equipment	0	0	0	0		0		0
343	Tools, Shop and Garage Equipment	0	0	0	0		0		0
344	Laboratory Equipment	0	0	0	0		0		0
345	Power Operated Equipment	0	0	0	0		0		0
346	Communication Equipment	0	0	0	0		0		0
347	Miscellaneous Equipment	0	0	0	0		0		0
348	Other Tangible Plant	0	0	0	0		0		0
	<b>Subtotal</b>	<b>\$129,218</b>	<b>\$3,801</b>	<b>\$0</b>	<b>\$133,019</b>	<b>\$95,785</b>	<b>\$37,234</b>		<b>\$21,573</b>

Contribution(s) in Aid of Construction (Gross)  
 Less: Non Amortizable Contribution(s)  
 Fully Amortized Contribution(s)  
 Amortizable Contribution(s)  
 Times: Proposed Amortization Rate  
**Amortization of CIAC**

57.94%  
 \$0

Less: Amortization of CIAC **\$0**

**DEPRECIATION EXPENSE** **\$21,573**

Tacna Water Management Company  
Annual Report  
Balance Sheet Assets  
12/31/20

<b>Balance Sheet Assets</b>				
	<b>Assets</b>		Balance at Beginning of Year (2020)	Balance at End of Year (2020)
<b>Account No.</b>	<b>Current and Accrued Assets</b>			
131	Cash		\$63,940	\$100,248
134	Working Funds			
135	Temporary Cash Investments			
141	Customer Accounts Receivable		6,041	4,676
146	Notes Receivable from Associated Companies			
151	Plant Material and Supplies			
162	Prepayments			
174	Miscellaneous Current and Accrued Assets			
	<b>Total Current and Accrued Assets</b>		<b>\$69,981</b>	<b>\$104,924</b>
<b>Account No.</b>	<b>Fixed Assets</b>			
101	Utility Plant in Service*		\$129,218	\$133,019
103	Property Held for Future Use			
105	Construction Work in Progress			
108	Accumulated Depreciation (enter as negative)*		(95,785)	(77,407)
121	Non-Utility Property			
122	Accumulated Depreciation - Non Utility			
	<b>Total Fixed Assets</b>		<b>\$33,433</b>	<b>\$55,612</b>
	<b>Total Assets</b>		<b>\$103,414</b>	<b>\$160,537</b>

\*Note these items feed automatically from AR3 UPIS Page 4

Tacna Water Management Company  
Annual Report  
Balance Sheet Liabilities and Owners Equity

<b>Balance Sheet Liabilities and Owners Equity</b>				
	<b>Liabilities</b>		Balance at Beginning of Year (2020)	Balance at End of Year (2020)
<b>Account No.</b>	<b>Current Liabilities</b>			
231	Accounts Payable		\$0	\$0
232	Notes Payable (Current Portion)			
234	Notes Payable to Associated Companies			
235	Customer Deposits		2,823	3,354
236	Accrued Taxes			
237	Accrued Interest			
242	Miscellaneous Current and Accrued Liabilities			
	<b>Total Current Liabilities</b>		<b>\$2,823</b>	<b>\$3,354</b>
	<b>Long Term Debt</b>			
224	Long Term Debt (Notes and Bonds)			
	<b>Deferred Credits</b>			
251	Unamortized Premium on Debt			
252	Advances in Aid of Construction			
255	Accumulated Deferred Investment Tax Credits			
271	Contributions in Aid of Construction			
272	Less: Amortization of Contributions			
281	Accumulated Deferred Income Tax			
	<b>Total Deferred Credits</b>		<b>\$0</b>	<b>\$0</b>
	<b>Total Liabilites</b>		<b>\$2,823</b>	<b>\$3,354</b>
	<b>Capital Accounts</b>			
201	Common Stock Issued			
211	Other Paid-In Capital			
215	Retained Earnings		100,591	157,183
218	Proprietary Capital (Sole Props and Partnerships)			
	<b>Total Capital</b>		<b>\$100,591</b>	<b>\$157,183</b>
	<b>Total Liabilities and Capital</b>		<b>\$103,414</b>	<b>\$160,537</b>

**Note: Total liabilities and Capital must match total assets for the beginning and end of the year!**

<b>Water Comparative Income Statement</b>			
Account No.	Calendar Year	Current Year 01/01/2020 - 12/31/2020	Last Year 01/01/2019 - 12/31/2019
	<b>Operating Revenue</b>		
461	Metered Water Revenue	\$63,966	\$51,470
460	Unmetered Water Revenue		
462	Fire Protection Revenue		
469	Guaranteed Revenues (Surcharges)		
471	Miscellaneous Service Revenues	1,608	2,188
474	Other Water Revenue		
	<b>Total Revenues</b>	<b>\$65,574</b>	<b>\$53,658</b>
	<b>Operating Expenses</b>		
601	Salaries and Wages		
604	Employee Pensions and Benefits		
610	Purchased Water	4,264	4,041
615	Purchased Power	5,421	4,627
618	Chemicals		
620	Materials and Supplies	130	724
620.1	Repairs and Maintenance	5,728	6,741
620.2	Office Supplies and Expense	835	1,007
630	Contractual Services		
631	Contractual Services - Engineering		
632	Contractual Services - Accounting	1,500	1,800
633	Contractual Services - Legal		
634	Contractual Services - Management Fees	5,310	4,883
635	Contractual Services - Water Testing	1,597	1,660
636	Contractual Services - Other	2,450	2,550
640	Rents		
641	Rental of Building/Real Property		
642	Rental of Equipment		
650	Transportation Expenses	500	661
657	Insurance - General Liability		
657.1	Insurance - Health and Life		
665	Regulatory Commission Expense - Rate		
670	Bad Debt Expense		
675	Miscellaneous Expense	2,360	2,898
403	Depreciation Expense (From Schedule AR4)	21,573	1,752
408	Taxes Other Than Income		
408.11	Property Taxes	2,026	2,987
409	Income Taxes		
427.1	Customer Security Deposit Interest		
	<b>Total Operating Expenses</b>	<b>\$53,692</b>	<b>\$36,331</b>
	<b>Operating Income / (Loss)</b>	<b>\$11,882</b>	<b>\$17,327</b>
	<b>Other Income / (Expense)</b>		
419	Interest and Dividend Income	\$0	\$1
421	Non-Utility Income		
426	Miscellaneous Non-Utility (Expense)		
427	Interest (Expense)		(21)
	<b>Total Other Income / (Expense)</b>	<b>\$0</b>	<b>(\$20)</b>
	<b>Net Income / (Loss)</b>	<b>\$11,882</b>	<b>\$17,307</b>



Tacna Water Management Company  
 Annual Report  
 Full time equivalent employees  
 12/31/20

**Full time equivalent employees**

	Direct Company	Allocated	Outside service	Total
President				0.0
Vice-president				0.0
Manager			2.2	2.2
Engineering Staff				0.0
System Operator(s)			4.2	4.2
Meter reader			3.2	3.2
Customer Service			2.2	2.2
Accounting			2.2	2.2
Business Office				0.0
Rates Department				0.0
Administrative Staff				0.0
Other				0.0
<b>Total</b>	0.0	0.0	14.0	14.0

<b>Supplemental Financial Data (Long-Term Debt)</b>				
	Loan #1	Loan #2	Loan #3	Loan #4
Date Issued				
Source of Loan				
ACC Decision No.				
Reason for Loan				
Dollar Amt. Issued				
Amount Outstanding				
Date of Maturity				
Interest Rate				
Current Year Interest				
Current Year Principal				

Meter Deposit Balance at Test Year End:

Meter Deposits Refunded During the Test Year:

**List all bonds, notes, loans, and other types of indebtedness in which the proceeds were used in the provision of public utility service. Indebtedness incurred for personal uses by the owner of the utility should not be listed. Input 0 or none if there is nothing to report for that cell.**

Well and Water Usage											
Name of the System:			TACNA WATER CO								
ADEQ Public Water System Number:			AZ0414018								
ADWR PCC Number:			91-000714.0000								
Well registry 55# (55-XXXXXX):	Pump Horsepower	Pump Yield (gpm)	Casing Depth (feet)	Casing Diameter (inches)	Pump Motor Type **	Year Drilled	Water level 2010	Water level 2020	Meter Size (inches)	How measured:	Active
55-200077			80	4	MONITORING	2003					
55-538504	25	2,000	2,000	8	SUB	1993					Yes

Name of system water delivered to: \_\_\_\_\_  
 ADWR PCC Number: \_\_\_\_\_  
 Source of water delivered to another system: \_\_\_\_\_

Name of system water received from: \_\_\_\_\_  
 ADWR PCC Number: \_\_\_\_\_  
 Source of water received: \_\_\_\_\_  
 Well registry 55# (55-XXXXXX): \_\_\_\_\_

Month	Water withdrawn (gallons) <sup>1</sup>	Water sold (gallons) <sup>2</sup>	Water delivered (sold) to other systems (gallons) <sup>3</sup>	Water received (purchased) from other systems (gallons) <sup>4</sup>	Estimated authorized use (gallons) <sup>5</sup>	Purchased Power Expense <sup>6</sup>	Purchased Power (kWh) <sup>7</sup>
January	844,400.00	625,310.00				\$458	3,388
February	819,500.00	514,368.00				480	3,537
March	832,500.00	534,169.00				497	3,653
April	1,005,600.00	627,997.00				445	3,236
May		908,682.00				499	3,738
June		879,656.00				612	4,707
July		849,509.00				594	4,527
August		1,174,793.00				747	5,195
September		1,061,557.00				565	5,061
October		766,590.00				623	4,802
November		657,137.00				542	4,052
December		661,020.00				518	3,871
<b>Totals</b>	<b>3,502,000.00</b>	<b>9,260,788.00</b>	<b>0.00</b>	<b>0.00</b>	<b>0.00</b>	<b>\$6,579</b>	<b>49,767</b>

**If applicable, in the space below please provide a description for all un-metered water use along with amounts:**  
 WATER WITHDRAWN CANNOT BE CALCULATED AFTER MAY 2020 DUE TO MASTER METER BEING BROKEN

<sup>1</sup> Water withdrawn - Total gallons of water withdrawn from pumped sources.  
<sup>2</sup> Water sold - Total gallons from customer meters, and other sales such as construction water.  
<sup>3</sup> Water delivered (sold) to other systems - Total gallons of water delivered to other systems.  
<sup>4</sup> Water received (purchased) from other systems - Total gallons of water purchased/received from other systems.  
<sup>5</sup> Estimated authorized use - Total estimated gallons from authorized metered or unmetered use. Authorized uses such as flushing (mains, services and hydrants) draining/cleaning tanks, process, construction, fire fighting, etc. Non-authorized use (real losses) are service line breaks and leaks, water main breaks, meter inaccuracies and theft.  
<sup>6</sup> Enter the total purchased power costs for the power meters associated with this system.  
<sup>7</sup> Enter the total purchased kWh used by the power meters associated with this system.

Water Utility Plant Description	
Name of the System:	TACNA WATER CO
ADEQ Public Water System Number:	AZ0414018
ADWR PCC Number:	91-000714.0000

MAINS		
Sizes (inches)	Material	Length (feet)
2.00	PVC	7,000
4.00	PVC C900	1,700
4.00	Transite	1,000
6.00	Transite	1,200

CUSTOMER METERS			
Size (inches)	Quantity	Percent over 1,000,000 gallons	Percent over 10 years old
5/8 X 3/4	178		

SERVICE LINES		
Material	Percent of system	Year installed

BOOSTER PUMPS		
Horsepower	GPM	Quantity

FIRE HYDRANTS	
Type	Quantity
Standard *	
Other	

STORAGE TANKS			
Capacity (gallons)	Material	Quantity	Year installed
300,000	METAL	OFFLINE	

PRESSURE/BLADDER TANKS			
Capacity (gallons)	Material	Quantity	Year installed
3,000	METAL	1	

\* A standard fire hydrant has two 2.5 inch hose connection nozzles with 7.5 threads per inch, and one 4.5 inch pumper connection nozzle with 4 threads per inch.

<b>Water Utility Plant Description (Continued)</b>
--

For the following three items, list the utility owned assets in each category for each system.

<b>TREATMENT EQUIPMENT:</b>	
<b>STRUCTURES:</b>	TWO WOOD SHADE STRUCTURES
<b>OTHER:</b>	CHAIN LINK FENCED

**Provide a calculation used to determine the value of one water equivalent residential connection (ERC).**

Use one of the following methods:

- (a) If actual flow data are available from the preceding 12 months, divide the total annual single family residence (SFR) gallons sold by the average number of single family residence customers for the same period and divide the result by 365
- (b) If no historical flow data are available, use:  
 $ERC = ( \text{Total SFR gallons sold (Omit 000)} / 365 \text{ days} / 350 \text{ gallons per day} )$

ERC

Method used:

Customer and Other Information	
Name of the System:	TACNA WATER CO
ADEQ Public Water System Number:	AZ0414018
ADWR PCC Number:	91-000714.0000

Month	Number of Customers				Other Non-Residential
	Single-Family	Multi-Family	Commercial	Turf/Irrigation	
January	137				
February	137				
March	137				
April	140				
May	142				
June	142				
July	142				
August	143				
September	143				
October	143				
November	143				
December	144				

If the system has fire hydrants, what is the fire flow requirements?  GPM for  hrs.

Does the system have chlorination treatment?

Does the Company have an ADWR Gallons Per Capita Per Day (GPCPD) requirement?   
 If yes, provide the GPCPD amount:

Is the Water Utility located in an ADWR Active Management Area (AMA)?   
 If yes, which AMA?

What is the present system connection capacity (in ERCs \*) using existing lines?

What is the future system connection capacity (in ERCs \*) upon service area buildout?

Describe any plans and estimated completion dates for any enlargements or improvements of this system.

\* an ERC is based on the calculation on the bottom of AR9 page 12.

Tacna Water Management Company  
 Annual Report  
 Utility Shutoffs / Disconnects  
 12/31/20

Utility Shutoffs / Disconnects	
Name of the System:	TACNA WATER CO
ADEQ Public Water System Number:	AZ0414018
ADWR PCC Number:	91-000714.0000

Month	Termination without Notice R14-2-410.B	Termination with Notice R14-2-410.C	Other
January			
February			
March		1	
April			
May		1	
June			
July			
August			
September			
October			
November			
December			
<b>Total</b>	<b>0</b>	<b>2</b>	<b>0</b>

**Other (description):**

**Instructions:** Fill out the Grey Cells with the relevant information. Input 0 or none if there is nothing recorded in that account or there is no applicable information to report.

<b>Property Taxes</b>	
-----------------------	--

Amount of actual property taxes paid during Calendar Year 2020 was	\$2,026
--	---------

If no property taxes paid, explain why.

<b>Instructions:</b> Fill out the Grey Cells with the relevant information. Input 0 or none if there is nothing recorded in that account or there is no applicable information to report.
---



**Verification and Sworn Statement (Taxes)**

**Verification:** State of Arizona I, the undersigned of the  
(state name)

County of (county name): Yuma  
Name (owner or official) title: NANCY MILLER, INTERIM MANAGER  
Company name: Tacna Water Management Company

DO SAY THAT THIS ANNUAL UTILITY PROPERTY TAX AND SALES TAX REPORT TO THE ARIZONA CORPORATION COMMISSION.

FOR THE YEAR ENDING: 12/31/20

HAS BEEN PREPARED UNDER MY DIRECTION, FROM THE ORIGINAL BOOKS, PAPERS AND RECORDS OF SAID UTILITY; THAT I HAVE CAREFULLY EXAMINED THE SAME, AND DECLARE THE SAME TO BE A COMPLETE AND CORRECT STATEMENT OF BUSINESS AND AFFAIRS OF SAID UTILITY FOR THE PERIOD COVERED BY THIS REPORT IN RESPECT TO EACH AND EVERY MATTER AND THING SET FORTH, TO THE BEST OF MY KNOWLEDGE, INFORMATION AND BELIEF.

**Sworn Statement:** I HEREBY ATTEST THAT ALL PROPERTY TAXES FOR SAID COMPANY ARE CURRENT AND PAID IN FULL.

I HEREBY ATTEST THAT ALL SALES TAXES FOR SAID COMPANY ARE CURRENT AND PAID IN FULL.

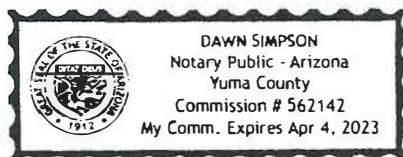
Nancy Miller  
signature of owner/official

928-341-9685  
telephone no.

SUBSCRIBED AND SWORN TO BEFORE ME A NOTARY PUBLIC  
IN AND FOR THE COUNTY

THIS 17th DAY OF May 2021  
(month) and (year)

MY COMMISSION EXPIRES 04/04/2023  
(date)



[Signature]  
(signature of notary public)

**Verification and Sworn Statement**

**Verification:**

State of Arizona I, the undersigned of the  
(state name)  
County of (county name): Yuma  
Name (owner or official) title: NANCY MILLER, INTERIM MANAGER  
Company name: Tacna Water Management Company

DO SAY THAT THIS ANNUAL UTILITY PROPERTY TAX AND SALES TAX REPORT TO THE ARIZONA CORPORATION COMMISSION.

FOR THE YEAR ENDING: 12/31/20

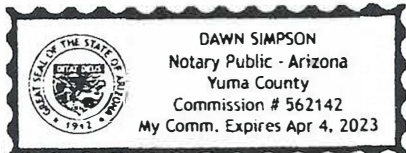
HAS BEEN PREPARED UNDER MY DIRECTION, FROM THE ORIGINAL BOOKS, PAPERS AND RECORDS OF SAID UTILITY; THAT I HAVE CAREFULLY EXAMINED THE SAME, AND DECLARE THE SAME TO BE A COMPLETE AND CORRECT STATEMENT OF BUSINESS AND AFFAIRS OF SAID UTILITY FOR THE PERIOD COVERED BY THIS REPORT IN RESPECT TO EACH AND EVERY MATTER AND THING SET FORTH, TO THE BEST OF MY KNOWLEDGE, INFORMATION AND BELIEF.

**Sworn Statement:** IN ACCORDANCE WITH THE REQUIREMENTS OF TITLE 40, ARTICLE 8, SECTION 40-401, ARIZONA REVISED STATUTES, IT IS HEREIN REPORTED THAT THE GROSS OPERATING REVENUE OF SAID UTILITY DERIVED FROM ARIZONA INTRASTATE UTILITY OPERATIONS DURING THE CALENDAR YEAR WAS:

Arizona Intrastate Gross Operating Revenues Only (\$)  
\$65,575  
(The amount in the box above includes  
\$0 in sales taxes  
billed or collected)

Nancy Miller  
signature of owner/official  
928-341-9685  
telephone no.

SUBSCRIBED AND SWORN TO BEFORE ME A NOTARY PUBLIC  
IN AND FOR THE COUNTY Yuma  
THIS 17th DAY OF May 2021  
(month) and (year)  
MY COMMISSION EXPIRES 04/04/2023  
(date)



[Signature]  
signature of notary public

**Verification and Sworn Statement (Residential Revenue)**

**Verification:**

State of Arizona I, the undersigned of the  
(state name)

County of (county name): Yuma  
Name (owner or official) title: NANCY MILLER, INTERIM MANAGER  
Company name: Tacna Water Management Company

DO SAY THAT THIS ANNUAL UTILITY PROPERTY TAX AND SALES TAX REPORT TO THE ARIZONA CORPORATION COMMISSION.

FOR THE YEAR ENDING: 12/31/20

HAS BEEN PREPARED UNDER MY DIRECTION, FROM THE ORIGINAL BOOKS, PAPERS AND RECORDS OF SAID UTILITY; THAT I HAVE CAREFULLY EXAMINED THE SAME, AND DECLARE THE SAME TO BE A COMPLETE AND CORRECT STATEMENT OF BUSINESS AND AFFAIRS OF SAID UTILITY FOR THE PERIOD COVERED BY THIS REPORT IN RESPECT TO EACH AND EVERY MATTER AND THING SET FORTH, TO THE BEST OF MY KNOWLEDGE, INFORMATION AND BELIEF.

**Sworn Statement:** IN ACCORDANCE WITH THE REQUIREMENTS OF TITLE 40, ARTICLE 8, SECTION 40-401, ARIZONA REVISED STATUTES, IT IS HEREIN REPORTED THAT THE GROSS OPERATING REVENUE OF SAID UTILITY DERIVED FROM ARIZONA INTRASTATE UTILITY OPERATIONS RECEIVED FROM RESIDENTIAL CUSTOMERS DURING THE CALENDAR YEAR WAS:

Arizona Intrastate Gross Operating Revenues Only (\$) \$65,575  
(The amount in the box above includes \$0 in sales taxes billed or collected)

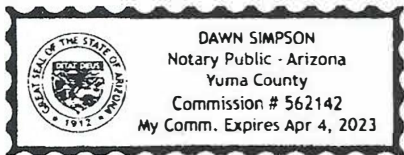
Nancy Miller  
signature of owner/official

928-341-9685  
telephone no.

SUBSCRIBED AND SWORN TO BEFORE ME A NOTARY PUBLIC  
IN AND FOR THE COUNTY Yuma  
(county name)

THIS 17th DAY OF May 2021  
(month) and (year)

MY COMMISSION EXPIRES 04/04/2023  
(date)



[Signature]  
(signature of notary public)

**for Income Tax Statement of Certification**

**Verification:**

State of Arizona I, the undersigned of the  
(state name)

County of (county name): Yuma  
Name (owner or official) title: NANCY MILLER, INTERIM MANAGER  
Company name: Tacna Water Management Company

FOR THE YEAR ENDING: 12/31/20

**Sworn Statement:**

IN ACCORDANCE WITH THE REQUIREMENTS OF DECISION NO. 77084, BECAUSE THE UTILITY REQUIRES THE GROSS UP OF ADVANCES AND CONTRIBUTIONS, I HEREBY STATE THAT THE UTILITY A NET INCREASE IN CURRENT INCOME TAX EXPENSE OR A DECREASE IN DEFERRED TAX ASSET FOR A CARRY FORWARD ACCORDING TO GAAP IN AN AMOUNT EQUAL TO OR GREATER THAN THE AMOUNT OF THE REQUIRED GROSS UP PAID BY DEVELOPERS IN THE PERIOD COVERED BY THIS ANNUAL REPORT.

Nancy Miller  
signature of owner/official

928-341-9685  
telephone no.

SUBSCRIBED AND SWORN TO BEFORE ME A NOTARY PUBLIC  
IN AND FOR THE COUNTY

Yuma  
(county name)

THIS

17<sup>th</sup>

DAY OF

May 2021  
(month) and (year)

MY COMMISSION EXPIRES

04/04/2023  
(date)

[Signature]  
(signature of notary public)

