

**ANNUAL REPORT**

Of

Company Name: Tacna Water Management Company  
4743 E. 30th Place

Mailing Address: Yuma AZ  
85365

Docket No.: W-01344A  
For the Year Ended: 12/31/18

RECEIVED  
MAY 01 2019  
ARIZONA CORP COMMISSION  
UTILITIES DIVISION - DIRECTOR'S OFFICE

**WATER UTILITY**

To

Arizona Corporation Commission

**Due on April 15th**

Email: rdelafuente@azcc.gov, mail or deliver the completed Annual Report to:  
Arizona Corporation Commission  
Compliance Section - Utilities Division  
1200 West Washington Street  
Phoenix, Arizona 85007

Application Type: Original Filing  
Application Date: 5/1/2019

5-2-19

ARIZONA CORPORATION COMMISSION  
WATER UTILITY ANNUAL REPORT  
Tacna Water Management Company  
A Class  E Utility

1. For the Calendar Year Ended:

2. Address:   
City:  State:  Zip Code:

3. Telephone Number:

4. Date of Original Organization of Utility:

5. Person to whom correspondence should be addressed concerning this report:

Name:   
Telephone No. :   
Address:   
City:  State:  Zip Code:   
Email:

6. On-Site Manager:  
Name:   
Telephone No. :   
Address:   
City:  State:  Zip Code:   
Email:

7. Ownership:

8. Counties Served:

Tacna Water Management Company  
 Annual Report  
 Utility Plant in Service (Water)  
 12/31/18

Utility Plant in Service (Water)							
Account No.	Description	Beginning Year Original Cost	Current Year Additions	Current Year Retirements	Adjusted Original Cost	Accumulated Depreciation	OCLD (OC less AD)
301	Organization						
302	Franchises				\$0		\$0
303	Land and Land Rights	15,000			0		0
304	Structures and Improvements				15,000	15,000	0
305	Collecting & Improving Reservoirs				0		0
306	Lake, River, Canal Intakes				0		0
307	Wells and Springs	32,190			0		0
308	Infiltration Galleries				32,190	32,012	178
309	Supply Mains				0		0
310	Power Generation Equipment	1,470					0
311	Pumping Equipment	30,272	240		1,470	144	1,326
320	Water Treatment Equipment				30,512	20,906	9,606
320.1	Water Treatment Plants				0		0
320.2	Solution Chemical Feeders				0		0
320.3	Point-of-Use Treatment Devices				0		0
330	Distribution Reservoirs and Standpipes				0		0
330.1	Storage Tanks	20,440			0		0
330.2	Pressure Tanks	3,040			20,440	20,020	420
331	Transmission and Distribution Mains	20,720	1,539		3,040	296	2,744
333	Services				22,259	19,899	2,360
334	Meters and Meter Installations	2,540	1,665		0		0
335	Hydrants			858	3,347	448	2,899
336	Backflow Prevention Devices				0		0
339	Other Plant and Misc. Equipment	800	160		0		0
340	Office Furniture and Equipment				960	310	650
340.1	Computer & Software				0		0
341	Transportation Equipment				0		0
342	Stores Equipment				0		0
343	Tools, Shop and Garage Equipment				0		0
344	Laboratory Equipment				0		0
345	Power Operated Equipment				0		0
346	Communication Equipment				0		0
347	Miscellaneous Equipment				0		0
348	Other Tangible Plant				0		0
	<b>Totals</b>	<b>\$126,472</b>	<b>\$3,604</b>	<b>\$858</b>	<b>\$129,218</b>	<b>\$109,035</b>	<b>\$20,183</b>

**Instructions:** Fill out the Grey Cells with the relevant information. Input 0 or none if there is nothing recorded in that account or there is no applicable information to report.

Tacna Water Management Company  
 Annual Report  
 Depreciation Expense for the Current Year (Water)  
 12/31/18

Depreciation Expense for the Current Year (Water)								
Account No.	Description	Beginning Year Original Cost	Current Year Additions	Current Year Retirements	Adjusted Original Cost	Fully Depreciated/Non-depreciable Plant	Depreciation Percentages	Depreciation Expense
301	Organization	\$0	\$0	\$0	\$0			\$0
302	Franchises	0	0	0	0			0
303	Land and Land Rights	15,000	0	0	15,000	15,000	0.00%	0
304	Structures and Improvements	0	0	0	0			0
305	Collecting & Improving Reservoirs	0	0	0	0			0
306	Lake, River, Canal Intakes	0	0	0	0			0
307	Wells and Springs	32,190	0	0	32,190	32,006	3.33%	6
308	Infiltration Galleries	0	0	0	0			0
309	Supply Mains	0	0	0	0			0
310	Power Generation Equipment	1,470	0	0	1,470	74	5.00%	70
311	Pumping Equipment	30,272	240	0	30,512	19,534	12.50%	1,357
320	Water Treatment Equipment	0	0	0	0			0
320.1	Water Treatment Plants	0	0	0	0			0
320.2	Solution Chemical Feeders	0	0	0	0			0
320.3	Point-of-Use Treatment Devices	0	0	0	0			0
330	Distribution Reservoirs and Standpipes	0	0	0	0			0
330.1	Storage Tanks	20,440	0	0	20,440	20,010	2.22%	10
330.2	Pressure Tanks	3,040	0	0	3,040	152	5.00%	144
331	Transmission and Distribution Mains	20,720	1,539	0	22,259	19,034	2.00%	49
333	Services	0	0	0	0			0
334	Meters and Meter Installations	2,540	1,665	858	3,347	185	8.33%	230
335	Hydrants	0	0	0	0			0
336	Backflow Prevention Devices	0	0	0	0			0
339	Other Plant and Misc. Equipment	800	160	0	960	264	6.67%	41
340	Office Furniture and Equipment	0	0	0	0			0
340.1	Computer & Software	0	0	0	0			0
341	Transportation Equipment	0	0	0	0			0
342	Stores Equipment	0	0	0	0			0
343	Tools, Shop and Garage Equipment	0	0	0	0			0
344	Laboratory Equipment	0	0	0	0			0
345	Power Operated Equipment	0	0	0	0			0
346	Communication Equipment	0	0	0	0			0
347	Miscellaneous Equipment	0	0	0	0			0
348	Other Tangible Plant	0	0	0	0			0
	<b>Subtotal</b>	<b>\$126,472</b>	<b>\$3,604</b>	<b>\$858</b>	<b>\$129,218</b>	<b>\$106,259</b>		<b>\$1,907</b>

Contribution(s) in Aid of Construction (Gross)

Less: Non Amortizable Contribution(s)

Fully Amortized Contribution(s)

Amortizable Contribution(s)

Times: Proposed Amortization Rate

Amortization of CIAC

\$0

8.31%

\$0

Less: Amortization of CIAC

DEPRECIATION EXPENSE

Instructions: Fill out the Grey Cells with the relevant information. Input 0 or none if there is nothing recorded in that account or there is no applicable information to report.

Tacna Water Management Company  
 Annual Report  
 Balance Sheet Assets  
 12/31/18

Balance Sheet Assets				
	Assets		Balance at Beginning of Year (2018)	Balance at End of Year (2018)
Account No.	<b>Current and Accrued Assets</b>			
131	Cash		\$20,298	\$35,090
134	Working Funds			
135	Temporary Cash Investments			
141	Customer Accounts Receivable		12,116	7,989
146	Notes Receivable from Associated Companies			
151	Plant Material and Supplies			
162	Prepayments			
174	Miscellaneous Current and Accrued Assets			
	<b>Total Current and Accrued Assets</b>		<b>\$32,414</b>	<b>\$43,079</b>
Account No.	<b>Fixed Assets</b>			
101	Utility Plant in Service*		\$126,472	\$129,218
103	Property Held for Future Use			
105	Construction Work in Progress			
108	Accumulated Depreciation (enter as negative)*		(106,259)	(109,035)
121	Non-Utility Property			
122	Accumulated Depreciation - Non Utility			
	<b>Total Fixed Assets</b>		<b>\$20,213</b>	<b>\$20,183</b>
	<b>Total Assets</b>		<b>\$52,627</b>	<b>\$63,262</b>

**Instructions:** Fill out the Grey Cells with the relevant information. Input 0 or none if there is nothing recorded in that account or there is no applicable information to report.

\*Note these items feed automatically from AR3 UPIS Page 3

Tacna Water Management Company  
 Annual Report  
 Balance Sheet Liabilities and Owners Equity

<b>Balance Sheet Liabilities and Owners Equity</b>				
	<b>Liabilities</b>		<b>Balance at Beginning of Year (2018)</b>	<b>Balance at End of Year (2018)</b>
<b>Account No.</b>	<b>Current Liabilities</b>			
231	Accounts Payable		\$13,081	\$5,146
232	Notes Payable (Current Portion)			
234	Notes Payable to Associated Companies			
235	Customer Deposits		1,668	1,968
236	Accrued Taxes			
237	Accrued Interest			
242	Miscellaneous Current and Accrued Liabilities			
	<b>Total Current Liabilities</b>		<b>\$14,749</b>	<b>\$7,114</b>
	<b>Long Term Debt</b>			
224	Long Term Debt (Notes and Bonds)			
	<b>Deferred Credits</b>			
251	Unamortized Premium on Debt			
252	Advances in Aid of Construction			
255	Accumulated Deferred Investment Tax Credits			
271	Contributions in Aid of Construction			
272	Less: Amortization of Contributions			
281	Accumulated Deferred Income Tax			
	<b>Total Deferred Credits</b>		<b>\$0</b>	<b>\$0</b>
	<b>Total Liabilities</b>		<b>\$14,749</b>	<b>\$7,114</b>
	<b>Capital Accounts</b>			
201	Common Stock Issued			
211	Other Paid-In Capital			
215	Retained Earnings		37,878	56,148
218	Proprietary Capital (Sole Props and Partnerships)			
	<b>Total Capital</b>		<b>\$37,878</b>	<b>\$56,148</b>
	<b>Total Liabilities and Capital</b>		<b>\$52,627</b>	<b>\$63,262</b>

**Instructions:** Fill out the Grey Cells with the relevant information. Input 0 or none if there is nothing recorded in that account or there is no applicable information to report.

**Note:** Total liabilities and Capital must match total assets for the beginning and end of the year!

Tacna Water Management Company  
Annual Report  
Water Comparative Income Statement  
12/31/18

Water Comparative Income Statement			
Account No.	Calendar Year	Current Year 01/01/2018 - 12/31/2018	Last Year 01/01/2017 - 12/31/2017
	<b>Operating Revenue</b>		
461	Metered Water Revenue	\$65,520	\$63,891
460	Unmetered Water Revenue		
462	Fire Protection Revenue		
469	Guaranteed Revenues (Surcharges)		
471	Miscellaneous Service Revenues	3,441	2,440
474	Other Water Revenue		
	<b>Total Revenues</b>	<b>\$68,961</b>	<b>\$66,331</b>
	<b>Operating Expenses</b>		
601	Salaries and Wages		
604	Employee Pensions and Benefits	112	10
610	Purchased Water	2,860	2,860
615	Purchased Power	6,081	8,689
618	Chemicals		
620	Materials and Supplies	2,298	2,549
620.1	Repairs and Maintenance	6,891	9,555
620.2	Office Supplies and Expense	864	895
630	Contractual Services		
631	Contractual Services -Engineering		
632	Contractual Services - Accounting	1,750	1,650
633	Contractual Services - Legal		
634	Contractual Services - Management Fees	10,150	16,914
635	Contractual Services - Water Testing	2,422	2,512
636	Contractual Services - Other	2,050	2,250
640	Rents		
641	Rental of Building/Real Property		
642	Rental of Equipment		
650	Transportation Expenses	583	720
657	Insurance - General Liability		
657.1	Insurance - Health and Life		
665	Regulatory Commission Expense - Rate		541
670	Bad Debt Expense		
675	Miscellaneous Expense	4,330	6,036
403	Depreciation Expense (From Schedule AR4)	1,907	2,020
408	Taxes Other Than Income		
408.11	Property Taxes	7,466	156
409	Income Taxes		
427.1	Customer Security Deposit Interest		
	<b>Total Operating Expenses</b>	<b>\$49,764</b>	<b>\$57,357</b>
	<b>Operating Income / (Loss)</b>	<b>\$19,197</b>	<b>\$8,974</b>
	<b>Other Income / (Expense)</b>		
419	Interest and Dividend Income	\$1	\$1
421	Non-Utility Income		
426	Miscellaneous Non-Utility (Expense)		
427	Interest (Expense)		
	<b>Total Other Income / (Expense)</b>	<b>\$1</b>	<b>\$1</b>
	<b>Net Income / (Loss)</b>	<b>\$19,198</b>	<b>\$8,975</b>

**Instructions:** Fill out the Grey Cells with the relevant information. Input 0 or none if there is nothing recorded in that account or there is no applicable information to report.

Supplemental Financial Data (Long-Term Debt)				
	Loan #1	Loan #2	Loan #3	Loan #4
Date Issued				
Source of Loan				
ACC Decision No.				
Reason for Loan				
Dollar Amt. Issued				
Amount Outstanding				
Date of Maturity				
Interest Rate				
Current Year Interest				
Current Year Principal				

Meter Deposit Balance at Test Year End:	\$1,967
---	---------

Meter Deposits Refunded During the Test Year:	\$75
---	------

*List all bonds, notes, loans, and other types of indebtedness in which the proceeds were used in the provision of public utility service. Indebtedness incurred for personal uses by the owner of the utility should not be listed. Input 0 or none if there is nothing to report for that cell.*



Well and Water Usage									
Name of the System:		TACNA WATER CO							
ADEQ Public Water System Number:		AZ0414018							
ADWR PCC Number:		91-000714.0000							
Well registry 55# (55-XXXXXX):	Pump Horsepower	Pump Yield (gpm)	Casing Depth (feet)	Casing Diameter (inches)	Pump Motor Type **	Year Drilled	Meter Size (inches)	How measured.	Active
55-200077			80	4	MONITOR	2003			
55-538504	25	2,000	2,000	8	SUB	1993			

Name of system water delivered to: \_\_\_\_\_  
 ADWR PCC Number: \_\_\_\_\_  
 Source of water delivered to another system: \_\_\_\_\_

Name of system water received from: \_\_\_\_\_  
 ADWR PCC Number: \_\_\_\_\_  
 Source of water received: \_\_\_\_\_  
 Well registry 55# (55-XXXXXX): \_\_\_\_\_

Month	Water withdrawn (acre ft) <sup>1</sup>	Water sold (acre ft) <sup>2</sup>	Water delivered (sold) to other systems (acre ft) <sup>3</sup>	Water received (purchased) from other systems (acre ft) <sup>4</sup>	Estimated authorized use (acre ft) <sup>5</sup>	Purchased Power Expense <sup>6</sup>	Purchased Power (kWh) <sup>7</sup>
January		2					
February		2					
March		2					
April		2					
May		2					
June		3					
July		3					
August		3					
September		3					
October		3					
November		2					
December		1					
Totals	0	29	0	0	0	\$0	0

If applicable, in the space below please provide a description for all un-metered water use along with amounts:

Instructions: Fill out the Grey Cells with the relevant information. Input 0 or none if there is nothing recorded in that account or there is no applicable information to report.

- 1 Water withdrawn - Total acre feet of water withdrawn from pumped sources.
- 2 Water sold - Total acre feet from customer meters, and other sales such as construction water.
- 3 Water delivered (sold) to other systems - Total acre feet of water delivered to other systems.
- 4 Water received (purchased) from other systems - Total acre feet of water purchased/received from other systems.
- 5 Estimated authorized use - Total estimated acre feet from authorized metered or un-metered use. Authorized uses such as flushing (mains, services and hydrants) draining/cleaning tanks, process, construction, fire fighting, etc. Non-authorized use (real losses) are service line breaks and leaks, water main breaks, meter inaccuracies and theft.
- 6 Enter the total purchased power costs for the power meters associated with this system.
- 7 Enter the total purchased kWh used by the power meters associated with this system.

Water Utility Plant Description		
Name of the System:	TACNA WATER CO	
ADEQ Public Water System Number:		
ADWR PCC Number:	AZ0414018	91-000714.0000

MAINS		
Sizes (inches)	Material	Length (feet)
2.00	PVC	7,000
4.00	PVC C900	1,700
4.00	TRANSITE	1,000
6.00	TRANSITE	1,200

CUSTOMER METERS	
Size (inches)	Quantity
5/8 X 3/4	178

SERVICE LINES	
Material	Percent of system

BOOSTER PUMPS		
Horsepower	GPM	Quantity

FIRE HYDRANTS	
Type	Quantity
Standard *	
Other	

STORAGE TANKS		
Capacity (gallons)	Material	Quantity
300,000	METAL	OFFLINE

PRESSURE/BLADDER TANKS		
Capacity (gallons)	Material	Quantity
3,000		1

**Instructions:** Fill out the Grey Cells with the relevant information. Input 0 or none if there is nothing recorded in that account or there is no applicable information to report. Copy and paste this sheet as many times as is necessary.

\* A standard fire hydrant has two 2.5 inch hose connection nozzles with 7.5 threads per inch, and one 4.5 inch pumper connection nozzle with 4 threads per inch.

**Water Utility Plant Description (Continued)**

For the following three items, list the utility owned assets in each category for each system.

<b>TREATMENT EQUIPMENT:</b>	
<b>STRUCTURES:</b>	TWO WOOD SHADE STRUCTURES
<b>OTHER:</b>	FENCED

**Instructions:** Fill out the Grey Cells with the relevant information. Input 0 or none if there is nothing recorded in that account or there is no applicable information to report. Copy and paste this sheet as many times as is necessary.

Customer and Other Information	
Name of the System:	TACNA WATER CO
ADEQ Public Water System Number:	AZ0414018
ADWR PCC Number:	91-000714.0000

Month	Number of Customers				
	Single-Family	Multi-Family	Commercial	Turf/Irrigation	Other Non-Residential
January	138				
February	138				
March	136				
April	132				
May	131				
June	132				
July	132				
August	131				
September	134				
October	137				
November	135				
December	132				

If the system has fire hydrants, what is the fire flow requirements?  GPM for  hrs.

Does the system have chlorination treatment?  NO

Does the Company have an ADWR Gallons Per Capita Per Day (GPCPD) requirement?  NO  
 If yes, provide the GPCPD amount:

Is the Water Utility located in an ADWR Active Management Area (AMA)?  NO  
 If yes, which AMA?

**Instructions:** Fill out the Grey Cells with the relevant information. Input 0 or none if there is nothing recorded in that account or there is no applicable information to report. Copy and paste this sheet as many times as is necessary.

Tacna Water Management Company  
Annual Report  
Property Taxes  
12/31/18

Property Taxes	
Amount of actual property taxes paid during Calendar Year 2018 was	\$7,466

If no property taxes paid, explain why.

**Instructions:** Fill out the Grey Cells with the relevant information. Input 0 or none if there is nothing recorded in that account or there is no applicable information to report.

Tacna Water Management Company  
Annual Report  
Verification and Sworn Statement (Taxes)  
12/31/18

Verification and Sworn Statement (Taxes)

Verification: State of ARIZONA I, the undersigned of the  
(state name)

County of (county name):

YUMA

Name (owner or official) title:

NANCY MILLER, SYSTEM MANAGER

Company name:

Tacna Water Management Company

RECEIVED

MAY 01 2019

ARIZONA CORP COMMISSION  
UTILITIES DIVISION - DIRECTOR'S OFFICE

DO SAY THAT THIS ANNUAL UTILITY PROPERTY TAX AND SALES TAX REPORT TO THE ARIZONA CORPORATION COMMISSION.

FOR THE YEAR ENDING: 12/31/18

HAS BEEN PREPARED UNDER MY DIRECTION, FROM THE ORIGINAL BOOKS, PAPERS AND RECORDS OF SAID UTILITY; THAT I HAVE CAREFULLY EXAMINED THE SAME, AND DECLARE THE SAME TO BE A COMPLETE AND CORRECT STATEMENT OF BUSINESS AND AFFAIRS OF SAID UTILITY FOR THE PERIOD COVERED BY THIS REPORT IN RESPECT TO EACH AND EVERY MATTER AND THING SET FORTH, TO THE BEST OF MY KNOWLEDGE, INFORMATION AND BELIEF.

Sworn Statement: I HEREBY ATTEST THAT ALL PROPERTY TAXES FOR SAID COMPANY ARE CURRENT AND PAID IN FULL.

I HEREBY ATTEST THAT ALL SALES TAXES FOR SAID COMPANY ARE CURRENT AND PAID IN FULL.

Nancy Miller  
signature of owner/official

928-341-9685  
telephone no.

SUBSCRIBED AND SWORN TO BEFORE ME A NOTARY PUBLIC  
IN AND FOR THE COUNTY

THIS

1<sup>st</sup>

DAY OF

Yuma


(county name)

May 2019

(month) and (year)

MY COMMISSION EXPIRES

Sept. 15, 2022  
(date)



Christina L. Leeper  
(signature of notary public)

Verification and Sworn Statement

Verification:

State of ARIZONA I, the undersigned of the  
(state name)

County of (county name): YUMA

Name (owner or official) title: NANCY MILLER, SYSTEM MANAGER

Company name: Tacna Water Management Company

RECEIVED  
MAY 01 2019  
ARIZONA CORP COMMISSION  
UTILITIES DIVISION - DIRECTOR'S OFFICE

DO SAY THAT THIS ANNUAL UTILITY PROPERTY TAX AND SALES TAX REPORT TO THE ARIZONA CORPORATION COMMISSION.

FOR THE YEAR ENDING: 12/31/18

HAS BEEN PREPARED UNDER MY DIRECTION, FROM THE ORIGINAL BOOKS, PAPERS AND RECORDS OF SAID UTILITY; THAT I HAVE CAREFULLY EXAMINED THE SAME, AND DECLARE THE SAME TO BE A COMPLETE AND CORRECT STATEMENT OF BUSINESS AND AFFAIRS OF SAID UTILITY FOR THE PERIOD COVERED BY THIS REPORT IN RESPECT TO EACH AND EVERY MATTER AND THING SET FORTH, TO THE BEST OF MY KNOWLEDGE, INFORMATION AND BELIEF.

Sworn Statement: IN ACCORDANCE WITH THE REQUIREMENTS OF TITLE 40, ARTICLE 8, SECTION 40-401, ARIZONA REVISED STATUTES, IT IS HEREIN REPORTED THAT THE GROSS OPERATING REVENUE OF SAID UTILITY DERIVED FROM ARIZONA INTRASTATE UTILITY OPERATIONS DURING THE CALENDAR YEAR WAS:

Arizona Intrastate Gross Operating Revenues Only (\$)

\$68,961

(The amount in the box above includes

\$0 in sales taxes  
billed or collected)

N. J. Miller  
signature of owner/official

928-341-9685


telephone no.

SUBSCRIBED AND SWORN TO BEFORE ME A NOTARY PUBLIC  
IN AND FOR THE COUNTY

THIS 1st DAY OF Yuma May 2019  
(county name) (month) and (year)

MY COMMISSION EXPIRES

Sept. 15, 2022  
(date)



Christina L. Leeper  
(signature of notary public)



**Verification and Sworn Statement (Residential Revenue)**

**Verification:**

State of ARIZONA I, the undersigned of the  
(state name)

County of (county name): YUMA  
Name (owner or official) title: NANCY MILLER, SYSTEM MANAGER  
Company name: Tacna Water Management Company

RECEIVED

MAY 01 2019

UTILITY SERVICES DIVISION - ARIZONA CORP COMMISSION - DIRECTOR'S OFFICE

DO SAY THAT THIS ANNUAL UTILITY PROPERTY TAX AND SALES TAX REPORT TO THE ARIZONA CORPORATION COMMISSION.

FOR THE YEAR ENDING: 12/31/18

HAS BEEN PREPARED UNDER MY DIRECTION, FROM THE ORIGINAL BOOKS, PAPERS AND RECORDS OF SAID UTILITY; THAT I HAVE CAREFULLY EXAMINED THE SAME, AND DECLARE THE SAME TO BE A COMPLETE AND CORRECT STATEMENT OF BUSINESS AND AFFAIRS OF SAID UTILITY FOR THE PERIOD COVERED BY THIS REPORT IN RESPECT TO EACH AND EVERY MATTER AND THING SET FORTH, TO THE BEST OF MY KNOWLEDGE, INFORMATION AND BELIEF.

**Sworn Statement:** IN ACCORDANCE WITH THE REQUIREMENTS OF TITLE 40, ARTICLE 8, SECTION 40-401, ARIZONA REVISED STATUTES, IT IS HEREIN REPORTED THAT THE GROSS OPERATING REVENUE OF SAID UTILITY DERIVED FROM ARIZONA INTRASTATE UTILITY OPERATIONS RECEIVED FROM RESIDENTIAL CUSTOMERS DURING THE CALENDAR YEAR WAS:

Arizona Intrastate Gross Operating Revenues Only (\$)

\$68,961

(The amount in the box above includes

\$0 in sales taxes billed or collected)

*N. Miller*  
signature of owner/official


928-341-9685  
telephone no.

SUBSCRIBED AND SWORN TO BEFORE ME A NOTARY PUBLIC  
IN AND FOR THE COUNTY

Yuma  
(county name)

THIS 1st DAY OF May 2019  
(month) and (year)

MY COMMISSION EXPIRES Sept. 15, 2022  
(date)



*Christina L Leeper*  
(signature of notary public)