

ANNUAL REPORT

Of

Company Name:
9098 W. Pinnacle Peak Rd.

Mailing Address: Peoria AZ
85383

Docket No.:
For the Year Ended:

**RECEIVED
BY EMAIL**

4/10/2020, 02:08 PM
ARIZONA CORPORATION COMMISSION
UTILITIES DIVISION

WATER UTILITY

To

Arizona Corporation Commission

Due on April 15th

Email: rdelafuente@azcc.gov, mail or deliver the completed Annual Report to:
Arizona Corporation Commission
Compliance Section - Utilities Division
1200 West Washington Street
Phoenix, Arizona 85007

Application Type:

Application Date:

ARIZONA CORPORATION COMMISSION
WATER UTILITY ANNUAL REPORT
Sunrise Water Company
A Class Utility

For the Calendar Year Ended: 12/31/19

Primary Address: 9098 W Pinnacle Peak Road
City: Peoria State: Arizona Zip Code: 85383

Telephone Number: 623-972-6133

Date of Original Organization of Utility: 4/24/1968

Person to whom correspondence should be addressed concerning this report:

Name: Steven D Campbell
Telephone No. : 623-972-6133
Address: 9098 W Pinnacle Peak Road
City: Peoria State: Arizona Zip Code: 85383
Email: scampbell@jdcwater.com

[Redacted]
Name: [Redacted]
Telephone No. : [Redacted]
Address: [Redacted]
City: [Redacted] State: [Redacted] Zip Code: [Redacted]
Email: [Redacted]

[Redacted]
Name: [Redacted]
Telephone No. : [Redacted]
Address: [Redacted]
City: [Redacted] State: [Redacted] Zip Code: [Redacted]
Email: [Redacted]

[Redacted]
Name: [Redacted]
Telephone No. : [Redacted]
Address: [Redacted]
City: [Redacted] State: [Redacted] Zip Code: [Redacted]
Email: [Redacted]

[Redacted]
Name: [Redacted]
Telephone No. : [Redacted]
Address: [Redacted]
City: [Redacted] State: [Redacted] Zip Code: [Redacted]
Email: [Redacted]

Ownership: "S" Corporation

Counties Served: Maricopa

Important changes during the year

No	For those companies not subject to the affiliated interest rules, has there been a change in ownership or direct control during the year?
	If yes, please provide specific details in the box below.
	None

No	Has the company been notified by any other regulatory authorities during the year, that they are out of compliance?
	If yes, please provide specific details in the box below.
	None

Utility Plant in Service (Water)							
Account No.	Description	Beginning Year Original Cost	Current Year Additions	Current Year Retirements	Adjusted Original Cost	Accumulated Depreciation	OCLD (OC less AD)
301	Organization	\$0	\$0	\$0	\$0	\$0	\$0
302	Franchises	0	0	0	0	0	0
303	Land and Land Rights	1,227,568	0	0	1,227,568	0	1,227,568
304	Structures and Improvements	435,358	0	0	435,358	201,575	233,783
305	Collecting & Improving Reservoirs	0	0	0	0	0	0
306	Lake, River, Canal Intakes	0	0	0	0	0	0
307	Wells and Springs	2,554,312	55,196	20,000	2,589,508	1,335,467	1,254,041
308	Infiltration Galleries	0	0	0	0	0	0
309	Supply Mains	0	0	0	0	0	0
310	Power Generation Equipment	0	0	0	0	0	0
311	Pumping Equipment	2,354,568	59,385	41,638	2,372,315	2,316,641	55,674
320	Water Treatment Equipment	0	0	0	0	0	0
320.1	Water Treatment Plants	200,800	0	0	200,800	30,090	170,710
320.2	Solution Chemical Feeders	191,821	0	0	191,821	191,821	0
320.3	Point-of-Use Treatment Devices	0	0	0	0	0	0
330	Distribution Reservoirs and Standpipes	0	0	0	0	0	0
330.1	Storage Tanks	940,856	0	0	940,856	333,077	607,779
330.2	Pressure Tanks	50,244	773	0	51,017	45,572	5,446
331	Transmission and Distribution Mains	7,747,054	532,124	0	8,279,177	3,141,228	5,137,949
333	Services	1,050,253	85,597	10,000	1,125,850	400,126	725,724
334	Meters and Meter Installations	341,221	69,850	10,000	401,071	132,577	268,494
335	Hydrants	918,373	100,130	0	1,018,503	285,458	733,045
336	Backflow Prevention Devices	0	0	0	0	0	0
339	Other Plant and Misc. Equipment	0	0	0	0	0	0
340	Office Furniture and Equipment	0	0	0	0	0	0
340.1	Computer & Software	34,325	0	0	34,325	23,204	11,120
341	Transportation Equipment	0	0	0	0	0	0
342	Stores Equipment	0	0	0	0	0	0
343	Tools, Shop and Garage Equipment	12,889	825	0	13,714	11,921	1,793
344	Laboratory Equipment	0	0	0	0	0	0
345	Power Operated Equipment	0	0	0	0	0	0
346	Communication Equipment	0	0	0	0	0	0
347	Miscellaneous Equipment	9,328	0	0	9,328	8,915	413
348	Other Tangible Plant	0	0	0	0	0	0
	Totals	\$18,068,969	\$903,880	\$81,638	\$18,891,211	\$8,457,671	\$10,433,540

Sunrise Water Company
 Annual Report
 Depreciation Expense for the Current Year (Water)
 12/31/19

Depreciation Expense for the Current Year (Water)									
Account No.	Description	Beginning Year Original Cost	Current Year Additions	Current Year Retirements	Adjusted Original Cost	Fully Depreciated/Non-depreciable Plant	Depreciable Plant	Depreciation Percentages	Depreciation Expense
301	Organization	\$0	\$0	\$0	\$0	\$0	\$0	0.00%	\$0
302	Franchises	0	0	0	0	0	0	0.00%	0
303	Land and Land Rights	1,227,568	0	0	1,227,568	1,227,568	0	0.00%	0
304	Structures and Improvements	435,358	0	0	435,358	0	435,358	3.33%	14,497
305	Collecting & Improving Reservoirs	0	0	0	0	0	0	0.00%	0
306	Lake, River, Canal Intakes	0	0	0	0	0	0	0.00%	0
307	Wells and Springs	2,554,312	55,196	20,000	2,589,508	0	2,589,508	3.33%	85,645
308	Infiltration Galleries	0	0	0	0	0	0	0.00%	0
309	Supply Mains	0	0	0	0	0	0	0.00%	0
310	Power Generation Equipment	0	0	0	0	0	0	0.00%	0
311	Pumping Equipment	2,354,568	59,385	41,638	2,372,315	2,312,930	59,385	12.50%	3,712
320	Water Treatment Equipment	0	0	0	0	0	0	0.00%	0
320.1	Water Treatment Plants	200,800	0	0	200,800	0	200,800	3.33%	6,687
320.2	Solution Chemical Feeders	191,821	0	0	191,821	191,821	0	20.00%	0
320.3	Point-of-Use Treatment Devices	0	0	0	0	0	0	0.00%	0
330	Distribution Reservoirs and Standpipes	0	0	0	0	0	0	0.00%	0
330.1	Storage Tanks	940,856	0	0	940,856	0	940,856	2.22%	20,887
330.2	Pressure Tanks	50,244	773	0	51,017	0	51,017	5.00%	2,532
331	Transmission and Distribution Mains	7,747,054	532,124	0	8,279,177	0	8,279,177	2.00%	160,262
333	Services	1,050,253	85,597	10,000	1,125,850	0	1,125,850	3.33%	36,232
334	Meters and Meter Installations	341,221	69,850	10,000	401,071	0	401,071	8.33%	30,916
335	Hydrants	918,373	100,130	0	1,018,503	0	1,018,503	2.00%	19,369
336	Backflow Prevention Devices	0	0	0	0	0	0	0.00%	0
339	Other Plant and Misc. Equipment	0	0	0	0	0	0	0.00%	0
340	Office Furniture and Equipment	0	0	0	0	0	0	0.00%	0
340.1	Computer & Software	34,325	0	0	34,325	17,324	17,001	20.00%	3,400
341	Transportation Equipment	0	0	0	0	0	0	0.00%	0
342	Stores Equipment	0	0	0	0	0	0	0.00%	0
343	Tools, Shop and Garage Equipment	12,889	825	0	13,714	0	13,714	5.00%	665
344	Laboratory Equipment	0	0	0	0	0	0	0.00%	0
345	Power Operated Equipment	0	0	0	0	0	0	0.00%	0
346	Communication Equipment	0	0	0	0	0	0	0.00%	0
347	Miscellaneous Equipment	9,328	0	0	9,328	8,842	486	10.00%	49
348	Other Tangible Plant	0	0	0	0	0	0	0.00%	0
	Subtotal	\$18,068,969	\$903,880	\$81,638	\$18,891,211	\$3,758,484	\$15,132,727		\$384,852

Contribution(s) in Aid of Construction (Gross)	\$2,822,846
Less: Non Amortizable Contribution(s)	0
Fully Amortized Contribution(s)	0
Amortizable Contribution(s)	\$2,822,846
Times: Proposed Amortization Rate	2.54%
Amortization of CIAC	\$73,610

Less: Amortization of CIAC:

DEPRECIATION EXPENSE:

Sunrise Water Company
Annual Report
Balance Sheet Assets
12/31/19

Balance Sheet Assets				
	Assets		Balance at Beginning of Year (2019)	Balance at End of Year (2019)
Account No.	Current and Accrued Assets			
131	Cash		\$146,067	\$139,053
134	Working Funds		46,493	59,140
135	Temporary Cash Investments		0	0
141	Customer Accounts Receivable		0	0
146	Notes Receivable from Associated Companies		293,389	325,239
151	Plant Material and Supplies		0	0
162	Prepayments		360	360
174	Miscellaneous Current and Accrued Assets		0	0
	Total Current and Accrued Assets		\$486,309	\$523,792
Account No.	Fixed Assets			
101	Utility Plant in Service*		\$18,068,969	\$18,891,211
103	Property Held for Future Use		0	0
105	Construction Work in Progress		433,950	455,063
108	Accumulated Depreciation (enter as negative)*		(8,154,457)	(8,457,671)
121	Non-Utility Property		0	0
122	Accumulated Depreciation - Non Utility		0	0
	Total Fixed Assets		\$10,348,462	\$10,888,602
	Total Assets		\$10,834,771	\$11,412,394

*Note these items feed automatically from AR3 UPIS Page 3

Sunrise Water Company
Annual Report
Balance Sheet Liabilities and Owners Equity

Balance Sheet Liabilities and Owners Equity				
	Liabilities		Balance at Beginning of Year (2019)	Balance at End of Year (2019)
Account No.	Current Liabilities			
231	Accounts Payable		\$53,326	\$73,475
232	Notes Payable (Current Portion)		0	0
234	Notes Payable to Associated Companies		0	0
235	Customer Deposits		222,073	245,820
236	Accrued Taxes		13,663	14,831
237	Accrued Interest		0	0
242	Miscellaneous Current and Accrued Liabilities		(111)	90
	Total Current Liabilities		\$288,951	\$334,216
	Long Term Debt			
224	Long Term Debt (Notes and Bonds)		\$648,484	\$618,368
	Deferred Credits			
251	Unamortized Premium on Debt		\$0	\$0
252	Advances in Aid of Construction		9,798,376	10,451,500
255	Accumulated Deferred Investment Tax Credits		0	0
271	Contributions in Aid of Construction		2,800,752	2,822,846
272	Less: Amortization of Contributions		(1,012,746)	(1,086,356)
281	Accumulated Deferred Income Tax		0	0
	Total Deferred Credits		\$11,586,382	\$12,187,990
	Total Liabilities		\$12,523,817	\$13,140,574
	Capital Accounts			
201	Common Stock Issued		\$10,000	\$10,000
211	Other Paid-In Capital		1,697,756	1,697,756
215	Retained Earnings		(3,396,802)	(3,435,935)
218	Proprietary Capital (Sole Props and Partnerships)		0	0
	Total Capital		(\$1,689,047)	(\$1,728,180)
	Total Liabilities and Capital		\$10,834,771	\$11,412,394

Note: Total liabilities and Capital must match total assets for the beginning and end of the year!

Sunrise Water Company
Annual Report
Water Comparative Income Statement
12/31/19

Water Comparative Income Statement			
Account No.	Calendar Year	Current Year 01/01/2019 - 12/31/2019	Last Year 01/01/2018 - 12/31/2018
	Operating Revenue		
461	Metered Water Revenue	\$1,931,472	\$1,896,381
460	Unmetered Water Revenue	0	0
462	Fire Protection Revenue	6,830	4,717
469	Guaranteed Revenues (Surcharges)	0	0
471	Miscellaneous Service Revenues	15,018	17,425
474	Other Water Revenue	1,571	1,391
	Total Revenues	\$1,954,890	\$1,919,913
	Operating Expenses		
601	Salaries and Wages	\$458,893	\$458,286
604	Employee Pensions and Benefits	56,365	41,980
610	Purchased Water	146,572	47,469
615	Purchased Power	290,256	307,775
618	Chemicals	9,960	8,187
620	Materials and Supplies	101,395	96,118
620.1	Repairs and Maintenance	0	0
620.2	Office Supplies and Expense	0	0
630	Contractual Services	0	0
631	Contractual Services - Engineering	0	0
632	Contractual Services - Accounting	11,983	20,395
633	Contractual Services - Legal	0	0
634	Contractual Services - Management Fees	0	0
635	Contractual Services - Water Testing	7,030	10,559
636	Contractual Services - Other	53,999	66,551
640	Rents	0	0
641	Rental of Building/Real Property	1,998	1,924
642	Rental of Equipment	0	381
650	Transportation Expenses	85,007	73,246
657	Insurance - General Liability	26,218	25,460
657.1	Insurance - Health and Life	6,497	6,015
665	Regulatory Commission Expense - Rate	0	0
670	Bad Debt Expense	0	0
675	Miscellaneous Expense	22,460	20,686
403	Depreciation Expense (From Schedule AR4)	311,242	508,141
408	Taxes Other Than Income	52,687	46,610
408.11	Property Taxes	0	65,151
409	Income Taxes	0	0
427.1	Customer Security Deposit Interest	0	0
	Total Operating Expenses	\$1,642,563	\$1,804,934
	Operating Income / (Loss)	\$312,328	\$114,980
	Other Income / (Expense)		
419	Interest and Dividend Income	\$1,516	\$1,550
421	Non-Utility Income	0	1,687
426	Miscellaneous Non-Utility (Expense)	(5,234)	(5,505)
427	Interest (Expense)	(32,810)	(34,358)
	Total Other Income / (Expense)	(\$36,528)	(\$36,626)
	Net Income / (Loss)	\$275,799	\$78,354

Sunrise Water Company
 Annual Report
 Full time equivalent employees
 12/31/19

Full time equivalent employees

	Direct Company	Allocated	Outside service	Total
President	1.0		0.0	1.0
Vice-president			0.0	0.0
Manager	1.0		0.0	1.0
Engineering Staff			0.0	0.0
System Operator(s)	3.0		0.0	3.0
Meter reader			0.0	0.0
Customer Service	2.0		0.0	2.0
Accounting	1.0		0.0	1.0
Business Office			0.0	0.0
Rates Department			0.0	0.0
Administrative Staff			0.0	0.0
Other			0.0	0.0
Total	8.0	0.0	0.0	8.0

Sunrise Water Company
 Annual Report
 Supplemental Financial Data (Long-Term Debt)
 12/31/19

Supplemental Financial Data (Long-Term Debt)				
	Loan #1	Loan #2	Loan #3	Loan #4
Date Issued	7/18/2014	NA	NA	NA
Source of Loan	WIFA	NA	NA	NA
ACC Decision No.	74451	NA	NA	NA
Reason for Loan	Arsenic & Storage	NA	NA	NA
Dollar Amt. Issued	\$755,000	\$0	\$0	\$0
Amount Outstanding	\$618,368	\$0	\$0	\$0
Date of Maturity	7/18/2034	NA	NA	NA
Interest Rate	4.20%	0.00%	0.00%	0.00%
Current Year Interest	\$26,661	\$0	\$0	\$0
Current Year Principal	\$30,116	\$0	\$0	\$0

Meter Deposit Balance at Test Year End:	\$245,820
---	-----------

Meter Deposits Refunded During the Test Year:	\$11,830
---	----------

List all bonds, notes, loans, and other types of indebtedness in which the proceeds were used in the provision of public utility service. Indebtedness incurred for personal uses by the owner of the utility should not be listed. Input 0 or none if there is nothing to report for that cell.

Well and Water Usage

Name of the System: Sunrise Water Company											
ADEQ Public Water System Number:			AZ0407070								
ADWR PCC Number:			91-000208.0000								
Well registry 55# (55-XXXXXX):	Pump Horsepower	Pump Yield (gpm)	Casing Depth (feet)	Casing Diameter (inches)	Pump Motor Type **	Year Drilled	Water level 2010	Water level 2019	Meter Size (inches)	How measured:	Active
55-626343	50	220	1,190	10	Submersible	1971	449	449	4	Metered	Yes
55-544015	50	220	1,270	12	Submersible	1994	500	462	6	Metered	Yes
55-566797	60	240	1,160	12	Submersible	1998	463	480	6	Metered	Yes
55-571201	100	500	1,230	12	Submersible	1999	361	358	6	Metered	Yes
55-206656	40	125	852	12	Submersible	2005	470	460	4	Metered	Yes
55-213220	100	400	1,000	12	Vertical Turbine	2007	430	371	6	Metered	Yes
55-223706	40	220	798	12	Submersible	2016	325	325	4	Metered	Yes
55-228010	0	0	790	12	0	2018			0	N/A	Yes

Name of system water delivered to: SUNRISE WATER COMPANY
 ADWR PCC Number: 91-000208.0000
 Source of water delivered to another system: [REDACTED]

Name of system water received from: NA
 ADWR PCC Number: #N/A
 Source of water received: [REDACTED]
 Well registry 55# (55-XXXXXX): [REDACTED]

Month	Water withdrawn (gallons) ¹	Water sold (gallons) ²	Water delivered (sold) to other systems (gallons) ³	Water received (purchased) from other systems (gallons) ⁴	Estimated authorized use (gallons) ⁵	Purchased Power Expense ⁶	Purchased Power (kWh) ⁷
January	32,838,200.00	29,258,615.00	0.00	0.00	0.00	\$17,097	156,254
February	24,986,600.00	22,236,595.00	0.00	0.00	0.00	13,723	126,542
March	23,932,500.00	21,610,732.00	0.00	0.00	0.00	16,840	151,750
April	34,828,100.00	29,587,457.00	0.00	0.00	724,800.00	22,588	233,225
May	51,662,200.00	46,983,532.00	0.00	0.00	0.00	25,010	261,612
June	49,819,400.00	45,231,817.00	0.00	424,000.00	0.00	29,575	320,545
July	52,633,000.00	53,548,175.00	0.00	5,430,000.00	0.00	30,730	337,621
August	63,239,800.00	66,098,606.00	0.00	8,423,000.00	0.00	28,567	310,596
September	50,681,400.00	56,407,132.00	0.00	9,351,000.00	0.00	62,491	308,067
October	51,173,400.00	49,628,288.00	0.00	3,069,400.00	0.00	26,997	292,411
November	47,840,100.00	49,630,833.00	0.00	3,230,000.00	0.00	24,768	267,024
December	29,842,600.00	25,937,129.00	0.00	2,000.00	0.00	8,174	147,561
Totals	513,477,300.00	496,158,911.00	0.00	29,929,400.00	724,800.00	\$306,560	2,913,208

If applicable, in the space below please provide a description for all un-metered water use along with amounts:
 None

1 Water withdrawn - Total gallons of water withdrawn from pumped sources
 2 Water sold - Total gallons from customer meters, and other sales such as construction water.
 3 Water delivered (sold) to other systems - Total gallons of water delivered to other systems
 4 Water received (purchased) from other systems - Total gallons of water purchased/received from other systems.
 5 Estimated authorized use - Total estimated gallons from authorized metered or unmetered use. Authorized uses such as flushing (mains, services and hydrants) draining/cleaning tanks, process, construction, fire fighting, etc. Non-authorized use (real losses) are service line breaks and leaks, water main breaks, meter inaccuracies and theft.
 6 Enter the total purchased power costs for the power meters associated with this system
 7 Enter the total purchased kWh used by the power meters associated with this system.

Name of the System:		Water Utility Plant Description	
ADEQ Public Water System Number:		Sunrise Water Co.	
ADWR PCC Number:		AZ04-07-070	
		91.000208.0000	

MAINS		
Sizes (inches)	Material	Length (feet)
2.00	PVC	320
4.00	PVC	6,910
6.00	PVC	112,655
8.00	PVC C900	101,461
10.00	PVC C900	340
12.00	PVC C900	1,760
4.00	Ductile Iron	95
6.00	Ductile Iron	1,280
8.00	Ductile Iron	33,419
12.00	Ductile Iron	22,763
16.00	Ductile Iron	2,413

CUSTOMER METERS			
Size (inches)	Quantity	Percent over 1,00,000 gallons	Percent over 10 years old
0.75	915		
1	1,050		
1.5	77		
2	32		

SERVICE LINES		
Material	Percent of system	Year installed
Copper	80%	
Black Poly	18%	
PVC	2%	

BOOSTER PUMPS		
Horsepower	GPM	Quantity
5	120	2
20	250	3
20	300	1
25	300	3
30	350	3
40	500	2
40	750	1
100	1,500	3

FIRE HYDRANTS	
Type	Quantity
Standard *	352
Other	4

STORAGE TANKS			
Capacity (gallons)	Material	Quantity	Year installed
20,000	Steel	1	1968
86,000	Steel	1	
100,000	Steel	3	
325,000	Steel	1	1998
400,000	Steel	1	2015
500,000	Steel	1	2007

PRESSURE/BLADDER TANKS			
Capacity (gallons)	Material	Quantity	Year installed
5,000	Steel	4	
10,000	Steel	1	

* A standard fire hydrant has two 2.5 inch hose connection nozzles with 7.5 threads per inch, and one 4.5 inch pumper connection nozzle with 4 threads per inch.

Water Utility Plant Description (Continued)
--

For the following three items, list the utility owned assets in each category for each system.

TREATMENT EQUIPMENT:	Arsenic Treatment Equipment; Chlorine Generator (2-MIOX Systems)
STRUCTURES:	Fences: Chain Link and Block. Electrical Control Building. Chlorination Equipmnet Building; Stell Storage Tanks
OTHER:	NA

Provide a calculation used to determine the value of one water equivalent residential connection (ERC).

Use one of the following methods:

- (a) If actual flow data are available from the preceding 12 months, divide the total annual single family residence (SFR) gallons sold by the average number of single family residence customers for the same period and divide the result by 365
- (b) If no historical flow data are available, use:
 $ERC = (\text{Total SFR gallons sold (Omit 000)} / 365 \text{ days} / 350 \text{ gallons per day})$

ERC

710

 Method used:

(a)

Customer and Other Information	
Name of the System:	Sunrise Water Company
ADEQ Public Water System Number:	AZ0407070
ADWR PCC Number:	91-000208.0000

Month	Number of Customers				Other Non-Residential
	Single-Family	Multi-Family	Commercial	Turf/Irrigation	
January	1,820		22	63	
February	1,922		22	63	
March	1,926		22	63	
April	1,943		22	63	
May	1,956		22	63	
June	1,957		22	63	
July	1,973		22	63	
August	1,982		22	63	
September	1,989		22	63	
October	2,002		22	63	
November	2,022		22	63	
December	2,021		22	63	

If the system has fire hydrants, what is the fire flow requirements? GPM for hrs.

Does the system have chlorination treatment?

Does the Company have an ADWR Gallons Per Capita Per Day (GCPCPD) requirement?
 If yes, provide the GCPCPD amount:

Is the Water Utility located in an ADWR Active Management Area (AMA)?
 If yes, which AMA?

What is the present system connection capacity (in ERCs *) using existing lines?

What is the future system connection capacity (in ERCs *) upon service area buildout?

Describe any plans and estimated completion dates for any enlargements or improvements of this system.

* an ERC is based on the calculation on the bottom of AR9 page 12.

Sunrise Water Company
 Annual Report
 Utility Shutoffs / Disconnects
 12/31/19

Utility Shutoffs / Disconnects	
Name of the System:	Sunrise Water Company
ADEQ Public Water System Number:	AZ0407070
ADWR PCC Number:	91-000208.0000

Month	Termination without Notice R14-2-410.B	Termination with Notice R14-2-410.C	Other
January	0	0	0
February	0	0	0
March	0	1	0
April	0	0	0
May	0	10	0
June	0	0	0
July	0	14	0
August	0	0	0
September	0	3	0
October	0	1	0
November	0	12	0
December	0	0	0
Total	0	41	0

Other (description):

None

Instructions: Fill out the Grey Cells with the relevant information. Input 0 or none if there is nothing recorded in that account or there is no applicable information to report.

Property Taxes

Amount of actual property taxes paid during Calendar Year 2019 was

\$67,633

If no property taxes paid, explain why.

NA

Instructions: Fill out the Grey Cells with the relevant information. Input 0 or none if there is nothing recorded in that account or there is no applicable information to report.

Verification and Sworn Statement (Taxes)

Verification: State of Arizona I, the undersigned of the
(state name)

County of (county name): Maricopa
Name (owner or official) title: Steven D Campbell, President
Company name: Sunrise Water Company

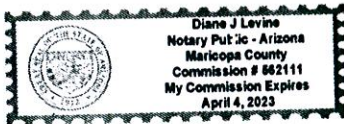
DO SAY THAT THIS ANNUAL UTILITY PROPERTY TAX AND SALES TAX REPORT TO THE ARIZONA CORPORATION COMMISSION.

FOR THE YEAR ENDING: 12/31/19

HAS BEEN PREPARED UNDER MY DIRECTION, FROM THE ORIGINAL BOOKS, PAPERS AND RECORDS OF SAID UTILITY; THAT I HAVE CAREFULLY EXAMINED THE SAME, AND DECLARE THE SAME TO BE A COMPLETE AND CORRECT STATEMENT OF BUSINESS AND AFFAIRS OF SAID UTILITY FOR THE PERIOD COVERED BY THIS REPORT IN RESPECT TO EACH AND EVERY MATTER AND THING SET FORTH, TO THE BEST OF MY KNOWLEDGE, INFORMATION AND BELIEF.

Sworn Statement: I HEREBY ATTEST THAT ALL PROPERTY TAXES FOR SAID COMPANY ARE CURRENT AND PAID IN FULL.

I HEREBY ATTEST THAT ALL SALES TAXES FOR SAID COMPANY ARE CURRENT AND PAID IN FULL.



[Signature]
signature of owner/official
623-972-6133
telephone no.

**RECEIVED
BY EMAIL**

4/10/2020, 02:08 PM

ARIZONA CORPORATION COMMISSION
UTILITIES DIVISION

SUBSCRIBED AND SWORN TO BEFORE ME A NOTARY PUBLIC
IN AND FOR THE COUNTY

THIS

10TH

DAY OF

Maricopa
(county name)
April 2020
(month) and (year)

MY COMMISSION EXPIRES

4-4-23
(date)

[Signature]
(signature of notary public)

Verification and Sworn Statement

Verification:

State of Arizona I, the undersigned of the
(state name)
County of (county name): Maricopa
Name (owner or official) title: Steven D Campbell, President
Company name: Sunrise Water Company

DO SAY THAT THIS ANNUAL UTILITY PROPERTY TAX AND SALES TAX REPORT TO THE ARIZONA CORPORATION COMMISSION.

FOR THE YEAR ENDING: 12/31/19

HAS BEEN PREPARED UNDER MY DIRECTION, FROM THE ORIGINAL BOOKS, PAPERS AND RECORDS OF SAID UTILITY; THAT I HAVE CAREFULLY EXAMINED THE SAME, AND DECLARE THE SAME TO BE A COMPLETE AND CORRECT STATEMENT OF BUSINESS AND AFFAIRS OF SAID UTILITY FOR THE PERIOD COVERED BY THIS REPORT IN RESPECT TO EACH AND EVERY MATTER AND THING SET FORTH, TO THE BEST OF MY KNOWLEDGE, INFORMATION AND BELIEF.

Sworn Statement: IN ACCORDANCE WITH THE REQUIREMENTS OF TITLE 40, ARTICLE 8, SECTION 40-401, ARIZONA REVISED STATUTES, IT IS HEREIN REPORTED THAT THE GROSS OPERATING REVENUE OF SAID UTILITY DERIVED FROM ARIZONA INTRASTATE UTILITY OPERATIONS DURING THE CALENDAR YEAR WAS:

Arizona Intrastate Gross Operating Revenues Only (\$)

\$2,119,072

(The amount in the box above includes

\$164,181 in sales taxes

billed or collected)

RECEIVED
BY EMAIL

4/10/2020, 02:08 PM

ARIZONA CORPORATION COMMISSION
UTILITIES DIVISION

[Handwritten Signature]

signature of owner/official

623-972-6133

telephone no.

SUBSCRIBED AND SWORN TO BEFORE ME A NOTARY PUBLIC
IN AND FOR THE COUNTY

Maricopa

(county name)

THIS 10TH

DAY OF April 2020

(month) and (year)

MY COMMISSION EXPIRES

4-4-2023

(date)



[Handwritten Signature]

(signature of notary public)

Verification and Sworn Statement (Residential Revenue)

Verification:

State of Arizona I, the undersigned of the
(state name)

County of (county name): Maricopa
Name (owner or official) title: Steven D Campbell, President
Company name: Sunrise Water Company

DO SAY THAT THIS ANNUAL UTILITY PROPERTY TAX AND SALES TAX REPORT TO THE ARIZONA CORPORATION COMMISSION.

FOR THE YEAR ENDING: 12/31/19


HAS BEEN PREPARED UNDER MY DIRECTION, FROM THE ORIGINAL BOOKS, PAPERS AND RECORDS OF SAID UTILITY; THAT I HAVE CAREFULLY EXAMINED THE SAME, AND DECLARE THE SAME TO BE A COMPLETE AND CORRECT STATEMENT OF BUSINESS AND AFFAIRS OF SAID UTILITY FOR THE PERIOD COVERED BY THIS REPORT IN RESPECT TO EACH AND EVERY MATTER AND THING SET FORTH, TO THE BEST OF MY KNOWLEDGE, INFORMATION AND BELIEF.

Sworn Statement: IN ACCORDANCE WITH THE REQUIREMENTS OF TITLE 40, ARTICLE 8, SECTION 40-401, ARIZONA REVISED STATUTES, IT IS HEREIN REPORTED THAT THE GROSS OPERATING REVENUE OF SAID UTILITY DERIVED FROM ARIZONA INTRASTATE UTILITY OPERATIONS RECEIVED FROM RESIDENTIAL CUSTOMERS DURING THE CALENDAR YEAR WAS:

Arizona Intrastate Gross Operating Revenues Only (\$)

\$2,011,491
(The amount in the box above includes
\$155,846 in sales taxes
billed or collected)

**RECEIVED
BY EMAIL**
4/10/2020, 02:08 PM
ARIZONA CORPORATION COMMISSION
UTILITIES DIVISION



signature of owner/official


623-972-6133
telephone no.

SUBSCRIBED AND SWORN TO BEFORE ME A NOTARY PUBLIC
IN AND FOR THE COUNTY MARICOPA
(county name)

THIS 10TH DAY OF April 2020
(month) and (year)

MY COMMISSION EXPIRES 4-4-23
(date)





(signature of notary public)