

ANNUAL REPORT

Of

Company Name: Sunrise Water Company
9098 W. Pinnacle Peak Rd.

Mailing Address: Peoria AZ
85383

Docket No.: W-02069A
For the Year Ended: 12/31/18

RECEIVED
APR 12 2019
ARIZONA CORP COMMISSION
UTILITIES DIVISION - DIRECTOR'S OFFICE

WATER UTILITY

To

Arizona Corporation Commission

Due on April 15th

Email: rdelafuente@azcc.gov, mail or deliver the completed Annual Report to:
Arizona Corporation Commission
Compliance Section - Utilities Division
1200 West Washington Street
Phoenix, Arizona 85007

Application Type: Original Filing
Application Date: 4/10/2019

4-23-19

ARIZONA CORPORATION COMMISSION
WATER UTILITY ANNUAL REPORT
Sunrise Water Company
A Class Utility

1. For the Calendar Year Ended: 12/31/18

2. Address: 9098 W Pinnacle Peak Road
City: Peoria State: Arizona Zip Code: 85383

3. Telephone Number: 623-972-6133

4. Date of Original Organization of Utility: 4/24/1968

5. Person to whom correspondence should be addressed concerning this report:

Name: Steven D. Campbell
Telephone No.: 623-972-6133
Address: 9098 W. Pinnacle Peak Road
City: Peoria State: Arizona Zip Code: 85383
Email: scampbell@jdcwater.com

6. On-Site Manager:

Name: Marvin E. Collins
Telephone No.: 623-972-6133
Address: 9098 W. Pinnacle Peak Road
City: Peoria State: Arizona Zip Code: 85383
Email: mcollins@jdcwater.com

7. Ownership: "S" Corporation

8. Counties Served: Maricopa

Utility Plant in Service (Water)							
Account No.	Description	Beginning Year Original Cost	Current Year Additions	Current Year Retirements	Adjusted Original Cost	Accumulated Depreciation	OCILD (OC less AD)
301	Organization	\$0	\$0	\$0	\$0	\$0	\$0
302	Franchises	0	0	0	0	0	0
303	Land and Land Rights	1,227,568	0	0	1,227,568	0	1,227,568
304	Structures and Improvements	435,358	0	0	435,358	187,077	248,281
305	Collecting & Improving Reservoirs	0	0	0	0	0	0
306	Lake, River, Canal Intakes	0	0	0	0	0	0
307	Wells and Springs	2,521,042	33,270	0	2,554,312	1,269,822	1,284,490
308	Infiltration Galleries	0	0	0	0	0	0
309	Supply Mains	0	0	0	0	0	0
310	Power Generation Equipment	0	0	0	0	0	0
311	Pumping Equipment	2,301,838	120,938	68,209	2,354,567	2,354,568	(1)
320	Water Treatment Equipment	0	0	0	0	0	0
320.1	Water Treatment Plants	200,800	0	0	200,800	23,403	177,397
320.2	Solution Chemical Feeders	191,821	0	0	191,821	191,821	0
320.3	Point-of-Use Treatment Devices	0	0	0	0	0	0
330	Distribution Reservoirs and Standpipes	0	0	0	0	0	0
330.1	Storage Tanks	940,856	0	0	940,856	312,190	628,666
330.2	Pressure Tanks	50,244	0	0	50,244	43,040	7,204
331	Transmission and Distribution Mains	7,194,948	553,340	1,235	7,747,053	2,980,965	4,766,088
333	Services	994,271	60,427	4,445	1,050,253	373,894	676,359
334	Meters and Meter Installations	286,150	58,416	3,345	341,221	111,661	229,560
335	Hydrants	865,701	52,672	0	918,373	266,089	652,284
336	Backflow Prevention Devices	0	0	0	0	0	0
339	Other Plant and Misc. Equipment	0	0	0	0	0	0
340	Office Furniture and Equipment	0	0	0	0	0	0
340.1	Computer & Software	33,425	6,625	5,725	34,325	19,804	14,521
341	Transportation Equipment	0	0	0	0	0	0
342	Stores Equipment	0	0	0	0	0	0
343	Tools, Shop and Garage Equipment	12,889	0	0	12,889	11,256	1,633
344	Laboratory Equipment	0	0	0	0	0	0
345	Power Operated Equipment	0	0	0	0	0	0
346	Communication Equipment	0	0	0	0	0	0
347	Miscellaneous Equipment	8,842	486	0	9,328	8,866	462
348	Other Tangible Plant	0	0	0	0	0	0
	Totals	\$17,265,753	\$886,174	\$82,959	\$18,068,968	\$8,154,456	\$9,914,512

Instructions: Fill out the Grey Cells with the relevant information. Input 0 or none if there is nothing recorded in that account or there is no applicable information to report.

Sunrise Water Company
Annual Report
Depreciation Expense for the Current Year (Water)
12/31/18

Depreciation Expense for the Current Year (Water)									
Account No.	Description	Beginning Year Original Cost	Current Year Additions	Current Year Retirements	Adjusted Original Cost	Fully Depreciated/Non-depreciable Plant	Depreciable Plant	Depreciation Percentages	Depreciation Expense
301	Organization	\$0	\$0	\$0	\$0		\$0		\$0
302	Franchises	0	0	0	0		0		0
303	Land and Land Rights	1,227,568	0	0	1,227,568	1,227,568	0		0
304	Structures and Improvements	435,358	0	0	435,358		435,358	3.33%	14,497
305	Collecting & Improving Reservoirs	0	0	0	0		0		0
306	Lake, River, Canal Intakes	0	0	0	0		0		0
307	Wells and Springs	2,521,042	33,270	0	2,554,312		2,537,677	3.33%	84,505
308	Infiltration Galleries	0	0	0	0		0		0
309	Supply Mains	0	0	0	0		0		0
310	Power Generation Equipment	0	0	0	0		0		0
311	Pumping Equipment	2,301,838	120,938	68,209	2,354,567	26,365	2,328,202	12.50%	236,286
320	Water Treatment Equipment	0	0	0	0		0		0
320.1	Water Treatment Plants	200,800	0	0	200,800		200,800	3.33%	6,687
320.2	Solution Chemical Feeders	191,821	0	0	191,821		191,821	20.00%	14,834
320.3	Point-of-Use Treatment Devices	0	0	0	0		0		0
330	Distribution Reservoirs and Standpipes	0	0	0	0		0		0
330.1	Storage Tanks	940,856	0	0	940,856		940,856	2.72%	20,887
330.2	Pressure Tanks	50,244	0	0	50,244		50,244	5.00%	2,512
331	Transmission and Distribution Mains	7,194,948	553,340	1,235	7,747,053		7,471,000	2.00%	149,420
333	Services	994,271	60,427	4,445	1,050,253		1,022,262	3.33%	34,041
334	Meters and Meter Installations	286,150	58,416	3,345	341,221		313,686	8.33%	26,130
335	Hydrants	865,701	52,672	0	918,373		892,037	2.00%	17,841
336	Backflow Prevention Devices	0	0	0	0		0		0
339	Other Plant and Misc. Equipment	0	0	0	0		0		0
340	Office Furniture and Equipment	0	0	0	0		0		0
340.1	Computer & Software	33,425	6,625	5,725	34,325	17,324	16,551	20.00%	3,310
341	Transportation Equipment	0	0	0	0		0		0
342	Stores Equipment	0	0	0	0		0		0
343	Tools, Shop and Garage Equipment	12,889	0	0	12,889		12,889	5.00%	644
344	Laboratory Equipment	0	0	0	0		0		0
345	Power Operated Equipment	0	0	0	0		0		0
346	Communication Equipment	0	0	0	0		0		0
347	Miscellaneous Equipment	8,842	486	0	9,328	8,842	243	10.00%	24
348	Other Tangible Plant	0	0	0	0		0		0
	Subtotal	\$17,265,753	\$886,174	\$82,959	\$18,068,968	\$1,280,099	\$16,413,626		\$611,619

Contribution(s) in Aid of Construction (Gross) \$2,776,955
Less: Non Amortizable Contribution(s) 0
Fully Amortized Contribution(s) 0
Amortizable Contribution(s) \$2,776,955
Times Proposed Amortization Rate 3.73%
Amortization of CIAC \$103,477

Less: Amortization of CIAC \$103,477

DEPRECIATION EXPENSE \$508,142

Instructions: Fill out the Grey Cells with the relevant information. Input 0 or none if there is nothing recorded in that account or there is no applicable information to report.

Sunrise Water Company
 Annual Report
 Balance Sheet Assets
 12/31/18

Balance Sheet Assets				
	Assets		Balance at Beginning of Year (2018)	Balance at End of Year (2018)
Account No.	Current and Accrued Assets			
131	Cash		\$594,069	\$146,044
134	Working Funds		34,339	46,493
135	Temporary Cash Investments		0	0
141	Customer Accounts Receivable		0	0
146	Notes Receivable from Associated Companies		299,355	293,389
151	Plant Material and Supplies		0	0
162	Prepayments		360	360
174	Miscellaneous Current and Accrued Assets		21,674	0
	Total Current and Accrued Assets		\$949,797	\$486,286
Account No.	Fixed Assets			
101	Utility Plant in Service*		\$17,265,753	\$18,068,968
103	Property Held for Future Use		0	0
105	Construction Work in Progress		23,163	433,950
108	Accumulated Depreciation (enter as negative)*		(7,625,797)	(8,154,456)
121	Non-Utility Property		0	0
122	Accumulated Depreciation - Non Utility		0	0
	Total Fixed Assets		\$9,663,119	\$10,348,462
	Total Assets		\$10,612,916	\$10,834,748

Instructions: Fill out the Grey Cells with the relevant information. Input 0 or none if there is nothing recorded in that account or there is no applicable information to report.

*Note these items feed automatically from AR3 UPIS Page 3

Sunrise Water Company
Annual Report
Balance Sheet Liabilities and Owners Equity

Balance Sheet Liabilities and Owners Equity				
	Liabilities		Balance at Beginning of Year (2018)	Balance at End of Year (2018)
Account No.	Current Liabilities			
231	Accounts Payable		\$69,781	\$52,546
232	Notes Payable (Current Portion)		0	0
234	Notes Payable to Associated Companies		0	0
235	Customer Deposits		203,903	222,973
236	Accrued Taxes		14,891	13,650
237	Accrued Interest		0	0
242	Miscellaneous Current and Accrued Liabilities		(111)	(111)
	Total Current Liabilities		\$288,465	\$289,058
	Long Term Debt			
224	Long Term Debt (Notes and Bonds)		\$677,364	\$648,484
	Deferred Credits			
251	Unamortized Premium on Debt		\$0	\$0
252	Advances in Aid of Construction		9,234,798	9,798,375
255	Accumulated Deferred Investment Tax Credits		0	0
271	Contributions in Aid of Construction		2,753,158	2,800,752
272	Less: Amortization of Contributions		(909,269)	(1,012,746)
281	Accumulated Deferred Income Tax		0	0
	Total Deferred Credits		\$11,078,687	\$11,586,381
	Total Liabilities		\$12,044,516	\$12,523,923
	Capital Accounts			
201	Common Stock Issued		\$10,000	\$10,000
211	Other Paid-In Capital		1,697,756	1,697,756
215	Retained Earnings		(3,139,356)	(3,396,931)
218	Proprietary Capital (Sole Props and Partnerships)		0	
	Total Capital		(\$1,431,600)	(\$1,689,175)
	Total Liabilities and Capital		\$10,612,916	\$10,834,748

Instructions: Fill out the Grey Cells with the relevant information. Input 0 or none if there is nothing recorded in that account or there is no applicable information to report.

Note: Total liabilities and Capital must match total assets for the beginning and end of the year!

Sunrise Water Company
Annual Report
Water Comparative Income Statement
12/31/18

Water Comparative Income Statement			
Account No.	Calendar Year	Current Year 01/01/2018 - 12/31/2018	Last Year 01/01/2017 - 12/31/2017
	Operating Revenue		
461	Metered Water Revenue	\$1,896,251	\$1,762,218
460	Unmetered Water Revenue	0	0
462	Fire Protection Revenue	4,717	4,701
469	Guaranteed Revenues (Surcharges)	0	0
471	Miscellaneous Service Revenues	17,425	17,968
474	Other Water Revenue	1,391	1,066
	Total Revenues	\$1,919,784	\$1,785,953
	Operating Expenses		
601	Salaries and Wages	\$458,286	\$461,291
604	Employee Pensions and Benefits	41,980	42,957
610	Purchased Water	47,469	35,486
615	Purchased Power	307,775	274,266
618	Chemicals	8,187	8,311
620	Materials and Supplies	96,144	88,148
620.1	Repairs and Maintenance	0	0
620.2	Office Supplies and Expense	0	0
630	Contractual Services	0	0
631	Contractual Services - Engineering	0	0
632	Contractual Services - Accounting	20,395	18,816
633	Contractual Services - Legal	0	0
634	Contractual Services - Management Fees	0	0
635	Contractual Services - Water Testing	10,559	6,095
636	Contractual Services - Other	66,551	47,070
640	Rents	0	0
641	Rental of Building/Real Property	1,924	1,765
642	Rental of Equipment	381	0
650	Transportation Expenses	73,246	60,521
657	Insurance - General Liability	25,460	22,968
657.1	Insurance - Health and Life	6,015	2,356
665	Regulatory Commission Expense - Rate	0	1,028
670	Bad Debt Expense	0	0
675	Miscellaneous Expense	20,660	20,484
403	Depreciation Expense (From Schedule AR4)	508,142	529,259
408	Taxes Other Than Income	46,610	45,640
408.11	Property Taxes	65,151	64,715
409	Income Taxes	0	0
427.1	Customer Security Deposit Interest	0	0
	Total Operating Expenses	\$1,804,935	\$1,731,176
	Operating Income / (Loss)	\$114,849	\$54,777
	Other Income / (Expense)		
419	Interest and Dividend Income	\$1,550	\$704
421	Non-Utility Income	1,687	0
426	Miscellaneous Non-Utility (Expense)	(5,505)	(4,977)
427	Interest (Expense)	(34,358)	(34,800)
	Total Other Income / (Expense)	(\$36,626)	(\$39,073)
	Net Income / (Loss)	\$78,223	\$15,704

Instructions: Fill out the Grey Cells with the relevant information. Input 0 or none if there is nothing recorded in that account or there is no applicable information to report.

Full time equivalent employees

	Direct Company	Outside service	Total
President	1.0	0.0	1.0
Vice-president	0.0	0.0	0.0
Manager	1.0	0.0	1.0
Engineering Staff	0.0	0.0	0.0
System Operator(s)	4.0	0.0	4.0
Meter reader	0.0	0.0	0.0
Customer Service	2.0	0.0	2.0
Accounting	1.0	0.0	1.0
Business Office	0.0	0.0	0.0
Rates Department	0.0	0.0	0.0
Administrative Staff	0.0	0.0	0.0
Other	0.0	0.0	0.0
Total	9.0	0.0	9.0

Instructions: Fill out the Grey Cells with the relevant information. Input 0 or none if there is nothing recorded in that account or there is no applicable information to report. A full-time employee is based on 2080 total hours per year. Please calculate partial employees using 2080 hours.

Sunrise Water Company
 Annual Report
 Supplemental Financial Data (Long-Term Debt)
 12/31/18

Supplemental Financial Data (Long-Term Debt)				
	Loan #1	Loan #2	Loan #3	Loan #4
Date Issued	7/18/2014			
Source of Loan	WIFA			
ACC Decision No.	74451			
Reason for Loan	Arsenic & Storage			
Dollar Amt. Issued	\$755,000			
Amount Outstanding	\$648,484			
Date of Maturity	7/18/2034			
Interest Rate	4.20%			
Current Year Interest	\$30,167			
Current Year Principal	\$28,880			

Meter Deposit Balance at Test Year End:	\$206,255
---	-----------

Meter Deposits Refunded During the Test Year:	\$27,710
---	----------

List all bonds, notes, loans, and other types of indebtedness in which the proceeds were used in the provision of public utility service. Indebtedness incurred for personal uses by the owner of the utility should not be listed. Input 0 or none if there is nothing to report for that cell.

Sunrise Water Company
 Annual Report
 Supplemental Financial Data (Long-Term Debt)
 12/31/18

Supplemental Financial Data (Long-Term Debt)				
	Loan #1	Loan #2	Loan #3	Loan #4
Date Issued	7/18/2014			
Source of Loan	WIFA			
ACC Decision No.	74451			
Reason for Loan	Arsenic & Storage			
Dollar Amt. Issued	\$755,000			
Amount Outstanding				
Date of Maturity	7/18/2034			
Interest Rate	4.20%			
Current Year Interest	\$30,167			
Current Year Principal	\$28,880			

Meter Deposit Balance at Test Year End:	\$206,255
---	-----------

Meter Deposits Refunded During the Test Year:	\$27,710
---	----------

List all bonds, notes, loans, and other types of indebtedness in which the proceeds were used in the provision of public utility service. Indebtedness incurred for personal uses by the owner of the utility should not be listed. Input 0 or none if there is nothing to report for that cell.

Well and Water Usage									
Name of the System:		Sunrise Water Company							
ADEQ Public Water System Number:		A70407070							
ADWR PCC Number:		91-000208 0000							
Well registry 55# (55-XXXXXX)	Pump Horsepower	Pump Yield (gpm)	Casing Depth (feet)	Casing Diameter (inches)	Pump Motor Type **	Year Drilled	Meter Size (inches)	How measured	Active
55-626343	50	220	1,190	10	Submersible	1971	4	Metered	Yes
55-544015	50	220	1,270	12	Submersible	1994	6	Metered	Yes
55-566797	60	240	1,160	12	Submersible	1998	6	Metered	Yes
55-571201	100	500	1,230	12	Submersible	1999	6	Metered	Yes
55-206656	40	125	852	12	Submersible	2005	4	Metered	Yes
55-213220	100	400	1,000	12	Vertical Turbine	2007	6	Metered	Yes
55-223706	40	220	798	12	Submersible	2016	4	Metered	Yes
55-228010	0	0	790	12		2018	0		No

Name of system water delivered to: **SUNRISE WATER COMPANY**
 ADWR PCC Number: **91-000208 0000**
 Source of water delivered to another system: _____
 Name of system water received from: _____
 ADWR PCC Number: _____
 Source of water received: _____
 Well registry 55# (55-XXXXXX): _____

Month	Water withdrawn (acre ft) ¹	Water sold (acre ft) ²	Water delivered (sold) to other systems (acre ft) ³	Water received (purchased) from other systems (acre ft) ⁴	Estimated authorized use (acre ft) ⁵	Purchased Power Expense ⁶	Purchased Power (kWh) ⁷
January	113	101	0	0	0	\$20,489	185,592
February	97	87	0	0	2	20,359	171,936
March	82	79	0	0	2	20,463	188,089
April	109	99	0	0	1	24,863	238,018
May	163	152	0	0	1	28,627	280,371
June	169	157	0	1	1	32,420	329,615
July	168	163	0	11	1	31,418	320,658
August	172	180	0	16	2	29,054	293,597
September	162	152	0	2	1	31,330	323,443
October	128	120	0	0	1	21,561	204,021
November	133	126	0	0	1	25,128	249,375
December	99	91	0	0	1	15,574	166,007
Totals	1,595	1,507	0	30	15	\$301,386	2,950,722

If applicable, in the space below please provide a description for all un-metered water use along with amounts:

Instructions: Fill out the Grey Cells with the relevant information. Input 0 or none if there is nothing recorded in that account or there is no applicable information to report.

- 1 Water withdrawn - Total acre feet of water withdrawn from pumped sources
- 2 Water sold - Total acre feet from customer meters, and other sales such as construction water
- 3 Water delivered (sold) to other systems - Total acre feet of water delivered to other systems
- 4 Water received (purchased) from other systems - Total acre feet of water purchased/received from other systems
- 5 Estimated authorized use - Total estimated acre feet from authorized metered or unmetered use. Authorized uses such as flushing (mains, services and hydrants) draining/cleaning tanks, process, construction, fire fighting, etc. Non-authorized use (real losses) are service line breaks and leaks, water main breaks, meter inaccuracies and theft
- 6 Enter the total purchased power costs for the power meters associated with this system
- 7 Enter the total purchased kWh used by the power meters associated with this system

Water Utility Plant Description

Name of the System:	Sunrise Water Company
ADEQ Public Water System Number:	AZ0407070
ADWR PCC Number:	91-000208.0000

MAINS		
Sizes (inches)	Material	Length (feet)
2.00	PVC	320
4.00	PVC	6,910
6.00	PVC	112,655
8.00	PVC	101,461
10.00	PVC	340
12.00	PVC	1,760
4.00	Ductile Iron	95
6.00	Ductile Iron	1,280
8.00	Ductile Iron	3,070
12.00	Ductile Iron	22,763
16.00	Ductile Iron	2,413
NA	NA	NA
NA	NA	NA
NA	NA	NA

CUSTOMER METERS	
Size (inches)	Quantity
0.75	913
1	925
1.5	74
2	28
NA	NA
NA	NA
NA	NA
NA	NA
NA	NA
NA	NA
NA	NA
NA	NA
NA	NA
NA	NA
NA	NA
NA	NA
NA	NA
NA	NA
NA	NA
NA	NA
NA	NA

SERVICE LINES	
Material	Percent of system
Copper	75%
Black poly	23%
PVC	2%

BOOSTER PUMPS			
Horsepower	GPM		Quantity
5	120		2
20	250		3
20	300		1
25	300		3

FIRE HYDRANTS	
Type	Quantity
Standard *	332
Other	4

STORAGE TANKS		
Capacity (gallons)	Material	Quantity
20,000	Steel	1
86,000	Steel	1
100,000	Steel	3
325,000	Steel	1
400,000	Steel	1
500,000	Steel	1

PRESSURE/BLADDER TANKS		
Capacity (gallons)	Material	Quantity
5,000	Steel	4
10,000	Steel	1
0	0	0
0	0	0
0	0	0
0	0	0

Instructions: Fill out the Grey Cells with the relevant information. Input 0 or none if there is nothing recorded in that account or there is no applicable information to report. Copy and paste this sheet as many times as is necessary.

* A standard fire hydrant has two 2.5 inch hose connection nozzles with 7.5 threads per inch, and one 4.5 inch pumper connection nozzle with 4 threads per inch.

Water Utility Plant Description (Continued)

For the following three items, list the utility owned assets in each category for each system.

TREATMENT EQUIPMENT:	Arsenic Treatment Equipment; Chlorine Generator (2-MIOX System)
-----------------------------	---

STRUCTURES:	Fences: Chain Link & Block; Electrical Control Buildings; Chlorination Equipment Buildings; Steel Storage Tanks
--------------------	---

OTHER:	NA
---------------	----

BOOSTER PUMPS		
Horsepower	GPM	Quantity
30	350	3
40	500	2
40	750	1
50	1,000	1
100	1,500	3

Customer and Other Information	
Name of the System:	Sunrise Water Company
ADEQ Public Water System Number:	AZ0407070
ADWR PCC Number:	91-000208.0000

Month	Number of Customers				Other Non-Residential
	Single-Family	Multi-Family	Commercial	Turf/Irrigation	
January	1,773	0	23		
February	1,792	0	23		
March	1,804	0	23		
April	1,816	0	23		
May	1,846	0	23		
June	1,852	0	23		
July	1,872	0	23		
August	1,876	0	23		
September	1,871	0	23		
October	1,890	0	23		
November	1,887	0	23		
December	1,883	0	23		

If the system has fire hydrants, what is the fire flow requirements? GPM for hrs.

Does the system have chlorination treatment?

Does the Company have an ADWR Gallons Per Capita Per Day (GPCPD) requirement?
 If yes, provide the GPCPD amount:

Is the Water Utility located in an ADWR Active Management Area (AMA)?
 If yes, which AMA?

Instructions: Fill out the Grey Cells with the relevant information. Input 0 or none if there is nothing recorded in that account or there is no applicable information to report. Copy and paste this sheet as many times as is necessary.

Property Taxes	
Amount of actual property taxes paid during Calendar Year 2018 was	\$65,121

If no property taxes paid, explain why.

0

Instructions: Fill out the Grey Cells with the relevant information. Input 0 or none if there is nothing recorded in that account or there is no applicable information to report.

Verification and Sworn Statement (Taxes)

Verification: State of Arizona I, the undersigned of the
(state name)

County of (county name): Maricopa
Name (owner or official) title: Steven D. Campbell, President
Company name: Sunrise Water Company

RECEIVED
APR 12 2019
ARIZONA CORP COMMISSION
UTILITIES DIVISION - DIRECTOR'S OFFICE


DO SAY THAT THIS ANNUAL UTILITY PROPERTY TAX AND SALES TAX REPORT TO THE ARIZONA CORPORATION COMMISSION.

FOR THE YEAR ENDING: 12/31/18

HAS BEEN PREPARED UNDER MY DIRECTION, FROM THE ORIGINAL BOOKS, PAPERS AND RECORDS OF SAID UTILITY; THAT I HAVE CAREFULLY EXAMINED THE SAME, AND DECLARE THE SAME TO BE A COMPLETE AND CORRECT STATEMENT OF BUSINESS AND AFFAIRS OF SAID UTILITY FOR THE PERIOD COVERED BY THIS REPORT IN RESPECT TO EACH AND EVERY MATTER AND THING SET FORTH, TO THE BEST OF MY KNOWLEDGE, INFORMATION AND BELIEF.

Sworn Statement: I HEREBY ATTEST THAT ALL PROPERTY TAXES FOR SAID COMPANY ARE CURRENT AND PAID IN FULL.

I HEREBY ATTEST THAT ALL SALES TAXES FOR SAID COMPANY ARE CURRENT AND PAID IN FULL.


signature of owner/official

623-972-6133
telephone no.

SUBSCRIBED AND SWORN TO BEFORE ME A NOTARY PUBLIC
IN AND FOR THE COUNTY

THIS

12th

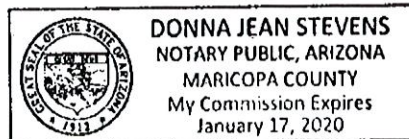
DAY OF


Maricopa
(county name)

April 2019
(month) and (year)

MY COMMISSION EXPIRES

Jan 17, 2020
(date)




(signature of notary public)

RECEIVED

APR 12 2019

ARIZONA CORP COMMISSION
UTILITIES DIVISION - DIRECTOR'S OFFICE

Verification and Sworn Statement

Verification:

State of Arizona I, the undersigned of the
(state name)

County of (county name): Maricopa
Name (owner or official) title: Steven D. Campbell, President

Company name: Sunrise Water Company

DO SAY THAT THIS ANNUAL UTILITY PROPERTY TAX AND SALES TAX REPORT TO THE ARIZONA CORPORATION COMMISSION.

FOR THE YEAR ENDING: 12/31/18

HAS BEEN PREPARED UNDER MY DIRECTION, FROM THE ORIGINAL BOOKS, PAPERS AND RECORDS OF SAID UTILITY; THAT I HAVE CAREFULLY EXAMINED THE SAME, AND DECLARE THE SAME TO BE A COMPLETE AND CORRECT STATEMENT OF BUSINESS AND AFFAIRS OF SAID UTILITY FOR THE PERIOD COVERED BY THIS REPORT IN RESPECT TO EACH AND EVERY MATTER AND THING SET FORTH, TO THE BEST OF MY KNOWLEDGE, INFORMATION AND BELIEF.

Sworn Statement: IN ACCORDANCE WITH THE REQUIREMENTS OF TITLE 40, ARTICLE 8, SECTION 40-401, ARIZONA REVISED STATUTES, IT IS HEREIN REPORTED THAT THE GROSS OPERATING REVENUE OF SAID UTILITY DERIVED FROM ARIZONA INTRASTATE UTILITY OPERATIONS DURING THE CALENDAR YEAR WAS:

Arizona Intrastate Gross Operating Revenues Only (\$)

\$2,080,674

(The amount in the box above includes

\$160,889 in sales taxes

billed or collected)

Steven D. Campbell
signature of owner/official

623-972-6133

telephone no.

SUBSCRIBED AND SWORN TO BEFORE ME A NOTARY PUBLIC
IN AND FOR THE COUNTY

Maricopa
(county name)

THIS

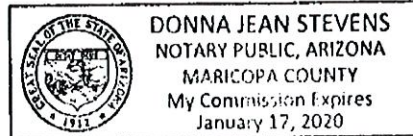
12th

DAY OF

April 2019
(month) and (year)

MY COMMISSION EXPIRES

Jan 17, 2020
(date)



Donna Jean Stevens
(signature of notary public)

Verification and Sworn Statement (Residential Revenue)

Verification:

State of Arizona I, the undersigned of the
(state name)

County of (county name): Maricopa
Name (owner or official) title: Steven D. Campbell, President
Company name: Sunrise Water Company

RECEIVED
APR 12 2019
ARIZONA CORP COMMISSION
UTILITIES DIVISION - DIRECTOR'S OFFICE

DO SAY THAT THIS ANNUAL UTILITY PROPERTY TAX AND SALES TAX REPORT TO THE ARIZONA CORPORATION COMMISSION.


FOR THE YEAR ENDING: 12/31/18

HAS BEEN PREPARED UNDER MY DIRECTION, FROM THE ORIGINAL BOOKS, PAPERS AND RECORDS OF SAID UTILITY; THAT I HAVE CAREFULLY EXAMINED THE SAME, AND DECLARE THE SAME TO BE A COMPLETE AND CORRECT STATEMENT OF BUSINESS AND AFFAIRS OF SAID UTILITY FOR THE PERIOD COVERED BY THIS REPORT IN RESPECT TO EACH AND EVERY MATTER AND THING SET FORTH. TO THE BEST OF MY KNOWLEDGE, INFORMATION AND BELIEF.

Sworn Statement: IN ACCORDANCE WITH THE REQUIREMENTS OF TITLE 40, ARTICLE 8, SECTION 40-401, ARIZONA REVISED STATUTES, IT IS HEREIN REPORTED THAT THE GROSS OPERATING REVENUE OF SAID UTILITY DERIVED FROM ARIZONA INTRASTATE UTILITY OPERATIONS RECEIVED FROM RESIDENTIAL CUSTOMERS DURING THE CALENDAR YEAR WAS:

Arizona Intrastate Gross Operating Revenues Only (\$)

\$2,006,397
(The amount in the box above includes
\$155,146 in sales taxes
billed or collected)



signature of owner/official

623-972-6133


telephone no.

SUBSCRIBED AND SWORN TO BEFORE ME A NOTARY PUBLIC
IN AND FOR THE COUNTY Maricopa
(county name)

THIS 12th DAY OF April 2019
(month) and (year)

MY COMMISSION EXPIRES Jan 17, 2020
(date)





(signature of notary public)

Company	Sunrise Water Company	
Docket No.:	W-02069A	
Name of the System:	SUNRISE WATER COMPANY	
ADEQ Public Water System Number:	AZ0407070	
ADWR PCC Number:	91-000208.0000	

2018 Utility Shutoffs / Disconnects			
Month	Termination without Notice R14-2-410.B	Termination with Notice R14-2-410.C	Other
January	0	0	0
February	0	14	0
March	0	30	0
April	0	8	0
May	0	0	0
June	0	0	0
July	0	0	0
August	0	18	0
September	0	9	0
October	0	0	0
November	0	5	0
December	0	0	0
Total	0	84	0

Other (description): None

Instructions: Fill out the Grey Cells with the relevant information. Input 0 or none if there is nothing recorded in that account or there is no applicable information to report.

RECEIVED

JUN 11 2019

ARIZONA CORP COMMISSION
UTILITIES DIVISION – DIRECTOR'S OFFICE