

RECEIVED  
UTILITIES DIVISION  
2021 MAR 15 A 11:57

**ANNUAL REPORT**

ARIZONA CORPORATION  
COMMISSION

Of

Company Name:   
4523 E. Palo Verde Dr.

Mailing Address: Phoenix AZ  
85018

Docket No.: W-04015A  
For the Year Ended:

**WATER UTILITY**

To

Arizona Corporation Commission

**Due on April 15th**

Email: Util-Compliance@azcc.gov, mail or deliver the completed Annual Report to:  
Arizona Corporation Commission  
Compliance Section - Utilities Division  
1200 West Washington Street  
Phoenix, Arizona 85007

Application Type:   
Application Date:

ARIZONA CORPORATION COMMISSION  
WATER UTILITY ANNUAL REPORT

0

A Class  Utility

For the Calendar Year Ended: 12/31/20

Primary Address:   
City:  State:  Zip Code:

Telephone Number:

Date of Original Organization of Utility:

Person to whom correspondence should be addressed concerning this report:

Name:   
Telephone No. :   
Address:   
City:  State:  Zip Code:   
Email:

Name:   
Telephone No. :   
Address:   
City:  State:  Zip Code:   
Email:

Name:   
Telephone No. :   
Address:   
City:  State:  Zip Code:   
Email:

Name:   
Telephone No. :   
Address:   
City:  State:  Zip Code:   
Email:

Name:   
Telephone No. :   
Address:   
City:  State:  Zip Code:   
Email:

Ownership:

Counties Served:

**Important changes during the year**

	For those companies not subject to the affiliated interest rules, has there been a change in ownership or direct control during the year?
	If yes, please provide specific details in the box below.
	No

	Has the company been notified by any other regulatory authorities during the year, that they are out of compliance?
	If yes, please provide specific details in the box below.
	ADEQ IS ASSISTING IN DETERMINING THE HEIGHT TO SET NEW PUMP (INSTALLED MARCH 2021) IN WELL #2 PER PREVIOUSLY APPROVED BLENDING PLAN.

Great Prairie Oasis, LLC DBA Sunland Water Company  
 Annual Report  
 Utility Plant in Service (Water)  
 12/31/20

Utility Plant in Service (Water)							
Account No.	Description	Beginning Year Original Cost	Current Year Additions	Current Year Retirements	Adjusted Original Cost	Accumulated Depreciation	OCLD (OC less AD)
301	Organization	\$0	\$0	\$0	\$0	\$0	\$0
302	Franchises	3,000	0	0	3,000	0	3,000
303	Land and Land Rights	21,800	0	0	21,800	0	21,800
304	Structures and Improvements	0	0	0	0	0	0
305	Collecting & Improving Reservoirs	0	0	0	0	0	0
306	Lake, River, Canal Intakes	0	0	0	0	0	0
307	Wells and Springs	73,314	0	0	73,314	34,906	38,408
308	Infiltration Galleries	0	0	0	0	0	0
309	Supplv Mains	0	0	0	0	0	0
310	Power Generation Equipment	0	0	0	0	0	0
311	Pumping Equipment	12,991	0	0	12,991	9,420	3,571
320	Water Treatment Equipment	0	0	0	0	0	0
320.1	Water Treatment Plants	0	0	0	0	0	0
320.2	Solution Chemical Feeders	0	0	0	0	0	0
320.3	Point-of-Use Treatment Devices	0	0	0	0	0	0
330	Distribution Reservoirs and Standpipes	0	0	0	0	0	0
330.1	Storage Tanks	11,290	0	0	11,290	2,255	9,035
330.2	Pressure Tanks	1,000	0	0	1,000	1,000	0
331	Transmission and Distribution Mains	119,346	0	0	119,346	37,046	82,300
333	Services	2,394	0	0	2,394	1,242	1,152
334	Meters and Meter Installations	6,730	0	0	6,730	4,109	2,621
335	Hvdrants	0	0	0	0	0	0
336	Backflow Prevention Devices	0	0	0	0	0	0
339	Other Plant and Misc. Equipment	0	0	0	0	0	0
340	Office Furniture and Equipment	2,460	0	0	2,460	345	2,115
340.1	Computer & Software	0	0	0	0	0	0
341	Transportation Equipment	0	0	0	0	0	0
342	Stores Equipment	0	0	0	0	0	0
343	Tools, Shop and Garage Equipment	0	0	0	0	0	0
344	Laboratory Equipment	0	0	0	0	0	0
345	Power Operated Equipment	0	0	0	0	0	0
346	Communication Equipment	0	0	0	0	0	0
347	Miscellaneous Equipment	0	0	0	0	0	0
348	Other Tangible Plant	0	0	0	0	0	0
<b>Totals</b>		<b>\$254,325</b>	<b>\$0</b>	<b>\$0</b>	<b>\$254,325</b>	<b>\$90,323</b>	<b>\$164,002</b>

Great Prairie Oasis, LLC DBA Sunland Water Company  
 Annual Report  
 Depreciation Expense for the Current Year (Water)  
 12/31/20

Depreciation Expense for the Current Year (Water)									
Account No.	Description	Beginning Year Original Cost	Current Year Additions	Current Year Retirements	Adjusted Original Cost	Fully Depreciated/Non-depreciable Plant	Depreciable Plant	Depreciation Percentages	Depreciation Expense
301	Organization	\$0	\$0	\$0	\$0	\$0	\$0	0.00%	\$0
302	Franchises	3,000	0	0	3,000	\$0	3,000	0.00%	0
303	Land and Land Rights	21,800	0	0	21,800	\$0	21,800	0.00%	0
304	Structures and Improvements	0	0	0	0	\$0	0	0.00%	0
305	Collecting & Improving Reservoirs	0	0	0	0	\$0	0	0.00%	0
306	Lake, River, Canal Intakes	0	0	0	0	\$0	0	0.00%	0
307	Wells and Springs	73,314	0	0	73,314	\$0	73,314	3.33%	2,441
308	Infiltration Galleries	0	0	0	0	\$0	0	0.00%	0
309	Supply Mains	0	0	0	0	\$0	0	0.00%	0
310	Power Generation Equipment	0	0	0	0	\$0	0	0.00%	0
311	Pumping Equipment	12,991	0	0	12,991	\$0	12,991	12.50%	1,624
320	Water Treatment Equipment	0	0	0	0	\$0	0	0.00%	0
320.1	Water Treatment Plants	0	0	0	0	\$0	0	0.00%	0
320.2	Solution Chemical Feeders	0	0	0	0	\$0	0	0.00%	0
320.3	Point-of-Use Treatment Devices	0	0	0	0	\$0	0	0.00%	0
330	Distribution Reservoirs and Standpipes	0	0	0	0	\$0	0	0.00%	0
330.1	Storage Tanks	11,290	0	0	11,290	\$0	11,290	2.22%	251
330.2	Pressure Tanks	1,000	0	0	1,000	\$0	1,000	0.00%	0
331	Transmission and Distribution Mains	119,346	0	0	119,346	\$0	119,346	2.00%	2,387
333	Services	2,394	0	0	2,394	\$0	2,394	3.33%	80
334	Meters and Meter Installations	6,730	0	0	6,730	\$0	6,730	8.33%	561
335	Hydrants	0	0	0	0	\$0	0	0.00%	0
336	Backflow Prevention Devices	0	0	0	0	\$0	0	0.00%	0
339	Other Plant and Misc. Equipment	0	0	0	0	\$0	0	0.00%	0
340	Office Furniture and Equipment	2,460	0	0	2,460	\$0	2,460	6.67%	164
340.1	Computer & Software	0	0	0	0	\$0	0	0.00%	0
341	Transportation Equipment	0	0	0	0	\$0	0	0.00%	0
342	Stores Equipment	0	0	0	0	\$0	0	0.00%	0
343	Tools, Shop and Garage Equipment	0	0	0	0	\$0	0	0.00%	0
344	Laboratory Equipment	0	0	0	0	\$0	0	0.00%	0
345	Power Operated Equipment	0	0	0	0	\$0	0	0.00%	0
346	Communication Equipment	0	0	0	0	\$0	0	0.00%	0
347	Miscellaneous Equipment	0	0	0	0	\$0	0	0.00%	0
348	Other Tangible Plant	0	0	0	0	\$0	0	0.00%	0
	<b>Subtotal</b>	<b>\$254,325</b>	<b>\$0</b>	<b>\$0</b>	<b>\$254,325</b>	<b>\$0</b>	<b>\$254,325</b>		<b>\$7,507</b>

Contribution(s) in Aid of Construction (Gross) \$0  
 Less: Non Amortizable Contribution(s) 0  
 Fully Amortized Contribution(s) 0  
 Amortizable Contribution(s) \$0  
 Times: Proposed Amortization Rate 2.95%  
 Amortization of CIAC \$0

Less: Amortization of CIAC \$0

**DEPRECIATION EXPENSE \$ 7, 5 07**

Great Prairie Oasis, LLC DBA Sunland Water Company  
 Annual Report  
 Balance Sheet Assets  
 12/31/20

Balance Sheet Assets				
	Assets		Balance at Beginning of Year (2020)	Balance at End of Year (2020)
Account No.	<b>Current and Accrued Assets</b>			
131	Cash		\$3,445	\$7,036
134	Working Funds			
135	Temporary Cash Investments			
141	Customer Accounts Receivable		5,268	4,586
146	Notes Receivable from Associated Companies			
151	Plant Material and Supplies			
162	Prepayments			
174	Miscellaneous Current and Accrued Assets			
	<b>Total Current and Accrued Assets</b>		<b>\$8,713</b>	<b>\$11,622</b>
Account No.	<b>Fixed Assets</b>			
101	Utility Plant in Service*		\$254,325	\$254,325
103	Property Held for Future Use			
105	Construction Work in Progress			
108	Accumulated Depreciation (enter as negative)*		(82,814)	(90,323)
121	Non-Utility Property			
122	Accumulated Depreciation - Non Utility			
	<b>Total Fixed Assets</b>		<b>\$171,511</b>	<b>\$164,002</b>
	<b>Total Assets</b>		<b>\$180,224</b>	<b>\$175,624</b>

\*Note these items feed automatically from AR3 UPIS Page 4

Great Prairie Oasis, LLC DBA Sunland Water Company  
Annual Report  
Balance Sheet Liabilities and Owners Equity

Balance Sheet Liabilities and Owners Equity				
	Liabilities		Balance at Beginning of Year (2020)	Balance at End of Year (2020)
Account No.	<b>Current Liabilities</b>			
231	Accounts Payable		\$700	\$1,000
232	Notes Payable (Current Portion)			
234	Notes Payable to Associated Companies			
235	Customer Deposits		4,645	3,565
236	Accrued Taxes		384	
237	Accrued Interest			
242	Miscellaneous Current and Accrued Liabilities			
	<b>Total Current Liabilities</b>		<b>\$5,729</b>	<b>\$4,565</b>
	<b>Long Term Debt</b>			
224	Long Term Debt (Notes and Bonds)		\$82,079	\$76,507
	<b>Deferred Credits</b>			
251	Unamortized Premium on Debt			
252	Advances in Aid of Construction			
255	Accumulated Deferred Investment Tax Credits			
271	Contributions in Aid of Construction			
272	Less: Amortization of Contributions			
281	Accumulated Deferred Income Tax			
	<b>Total Deferred Credits</b>		<b>\$0</b>	<b>\$0</b>
	<b>Total Liabilites</b>		<b>\$87,808</b>	<b>\$81,072</b>
	<b>Capital Accounts</b>			
201	Common Stock Issued			
211	Other Paid-In Capital			
215	Retained Earnings		(68,139)	(66,003)
218	Proprietary Capital (Sole Props and Partnerships)		160,555	160,555
	<b>Total Capital</b>		<b>\$92,416</b>	<b>\$94,552</b>
	<b>Total Liabilities and Capital</b>		<b>\$180,224</b>	<b>\$175,624</b>

**Note: Total liabilities and Capital must match total assets for the beginning and end of the year!**

Great Prairie Oasis, LLC DBA Sunland Water Company  
Annual Report  
Water Comparative Income Statement  
12/31/20

<b>Water Comparative Income Statement</b>			
Account No.	Calendar Year	Current Year 01/01/2020 - 12/31/2020	Last Year 01/01/2019 - 12/31/2019
	<b>Operating Revenue</b>		
461	Metered Water Revenue	\$45,808	\$39,666
460	Unmetered Water Revenue	0	0
462	Fire Protection Revenue	0	0
469	Guaranteed Revenues (Surcharges)	0	0
471	Miscellaneous Service Revenues	470	1,500
474	Other Water Revenue		
	<b>Total Revenues</b>	<b>\$46,278</b>	<b>\$41,166</b>
	<b>Operating Expenses</b>		
601	Salaries and Wages	\$0	\$0
604	Employee Pensions and Benefits	\$0	\$0
610	Purchased Water	\$0	\$0
615	Purchased Power	3,025	2,729
618	Chemicals	372	0
620	Materials and Supplies	0	0
620.1	Repairs and Maintenance	5,107	2,492
620.2	Office Supplies and Expense	2,859	4,029
630	Contractual Services	4,760	5,030
631	Contractual Services - Engineering	0	0
632	Contractual Services - Accounting	0	0
633	Contractual Services - Legal	0	0
634	Contractual Services - Management Fees	0	0
635	Contractual Services - Water Testing	1,208	905
636	Contractual Services - Other	0	0
640	Rents	10,500	8,400
641	Rental of Building/Real Property	0	0
642	Rental of Equipment	0	0
650	Transportation Expenses	1,562	1,604
657	Insurance - General Liability	1,202	1,343
657.1	Insurance - Health and Life	0	0
665	Regulatory Commission Expense - Rate	0	0
670	Bad Debt Expense	200	1,174
675	Miscellaneous Expense	1,037	9
403	Depreciation Expense (From Schedule AR4)	7,507	7,494
408	Taxes Other Than Income	0	0
408.11	Property Taxes	2,075	1,957
409	Income Taxes	0	0
427.1	Customer Security Deposit Interest	0	0
	<b>Total Operating Expenses</b>	<b>\$41,414</b>	<b>\$37,166</b>
	<b>Operating Income / (Loss)</b>	<b>\$4,864</b>	<b>\$4,000</b>
	<b>Other Income / (Expense)</b>		
419	Interest and Dividend Income	\$106	\$239
421	Non-Utility Income		
426	Miscellaneous Non-Utility (Expense)		
427	Interest (Expense)	(3,713)	(3,977)
	<b>Total Other Income / (Expense)</b>	<b>(\$3,607)</b>	<b>(\$3,738)</b>
	<b>Net Income / (Loss)</b>	<b>\$1,257</b>	<b>\$262</b>



Great Prairie Oasis, LLC DBA Sunland Water Company  
 Annual Report  
 Full time equivalent employees  
 12/31/20

**Full time equivalent employees**

	Direct Company	Allocated	Outside service	Total
President	1.0	0.0	0.0	1.0
Vice-president	0.0	0.0	0.0	0.0
Manager	1.0	0.0	0.0	1.0
Engineering Staff	0.0	0.0	0.0	0.0
System Operator(s)	0.0	0.0	1.0	1.0
Meter reader	0.0	0.0	1.0	1.0
Customer Service	0.0	0.0	0.0	0.0
Accounting	0.0	0.0	0.0	0.0
Business Office	0.0	0.0	0.0	0.0
Rates Department	0.0	0.0	0.0	0.0
Administrative Staff	0.0	0.0	0.0	0.0
Other	0.0	0.0	1.0	1.0
<b>Total</b>	2.0	0.0	3.0	5.0

Great Prairie Oasis, LLC DBA Sunland Water Company  
 Annual Report  
 Supplemental Financial Data (Long-Term Debt)  
 12/31/20

Supplemental Financial Data (Long-Term Debt)				
	Loan #1	Loan #2	Loan #3	Loan #4
Date Issued	12/1/2012	NA	NA	NA
Source of Loan	WIFA	NA	NA	NA
ACC Decision No.	73254	NA	NA	NA
Reason for Loan	ARSENIC REM	NA	NA	NA
Dollar Amt. Issued	\$122,050	NA	NA	NA
Amount Outstanding	\$76,507	NA	NA	NA
Date of Maturity	12/1/2032	NA	NA	NA
Interest Rate	4.20%	NA	NA	NA
Current Year Interest	\$3,714	NA	NA	NA
Current Year Principal	\$5,571	NA	NA	NA

Meter Deposit Balance at Test Year End:	\$3,565
---	---------

Meter Deposits Refunded During the Test Year:	\$3,300
---	---------

<i>List all bonds, notes, loans, and other types of indebtedness in which the proceeds were used in the provision of public utility service. Indebtedness incurred for personal uses by the owner of the utility should <u>not</u> be listed. Input 0 or none if there is nothing to report for that cell.</i>
--

Well and Water Usage											
Name of the System:		SUNLAND WATER COMPANY									
ADEQ Public Water System Number:		AZ0411334									
ADWR PCC Number:		91-000575.0000									
Well registry 55# (55-XXXXXX):	Pump Horsepower	Pump Yield (gpm)	Casing Depth (feet)	Casing Diameter (inches)	Pump Motor Type **	Year Drilled	Water level 2010	Water level 2020	Meter Size (inches)	How measured:	Active
55-606215	20	150	1,120	20	SUBMERSIBLE	1942	175	150	3	METERED	Yes
55-60620	40	400	1,120	20	SUBMERSIBLE	1947	175	150	3	METERED	Yes

Name of system water delivered to:	NA
ADWR PCC Number:	#N/A
Source of water delivered to another system	NA
Name of system water received from:	NA
ADWR PCC Number:	#N/A
Source of water received	NA
Well registry 55# (55-XXXXXX):	NA

Month	Water withdrawn (gallons) <sup>1</sup>	Water sold (gallons) <sup>2</sup>	Water delivered (sold) to other systems (gallons) <sup>3</sup>	Water received (purchased) from other systems (gallons) <sup>4</sup>	Estimated authorized use (gallons) <sup>5</sup>	Purchased Power Expense <sup>6</sup>	Purchased Power (kWh) <sup>7</sup>
January	285,800.00	266,780.00	0.00	0.00	19,000.00	\$195	975
February	310,560.00	278,070.00	0.00	0.00	28,000.00	197	985
March	306,400.00	276,430.00	0.00	0.00	28,000.00	207	1,035
April	411,970.00	406,700.00	0.00	0.00	5,000.00	199	995
May	399,090.00	399,090.00	0.00	0.00	0.00	224	1,120
June	405,520.00	405,520.00	0.00	0.00	0.00	269	1,345
July	499,630.00	499,630.00	0.00	0.00	0.00	259	1,295
August	476,880.00	476,880.00	0.00	0.00	0.00	306	1,530
September	600,032.00	599,760.00	0.00	0.00	0.00	277	1,385
October	386,180.00	362,420.00	0.00	0.00	23,760.00	302	1,510
November	516,450.00	395,940.00	0.00	0.00	12,500.00	300	1,500
December	625,760.00	407,020.00	0.00	0.00	215,000.00	285	1,425
<b>Totals</b>	<b>5,224,272.00</b>	<b>4,774,240.00</b>	<b>0.00</b>	<b>0.00</b>	<b>331,260.00</b>	<b>\$3,020</b>	<b>15,100</b>

**If applicable, in the space below please provide a description for all un-metered water use along with amounts:**  
 Four breaks in transmission lines occurred. Our estimated water loss was 119,000 gallons including washing lines, flushing street after repair, used during repair, flushing lines and tanks.

- 1 Water withdrawn - Total gallons of water withdrawn from pumped sources.
- 2 Water sold - Total gallons from customer meters, and other sales such as construction water.
- 3 Water delivered (sold) to other systems - Total gallons of water delivered to other systems.
- 4 Water received (purchased) from other systems - Total gallons of water purchased/received from other systems.
- 5 Estimated authorized use - Total estimated gallons from authorized metered or unmetered use. Authorized uses such as flushing (mains, services and hydrants) draining/cleaning tanks, process, construction, fire fighting, etc. Non-authorized use (real losses) are service line breaks and leaks, water main breaks, meter inaccuracies and theft.
- 6 Enter the total purchased power costs for the power meters associated with this system.
- 7 Enter the total purchased kWh used by the power meters associated with this system.

Water Utility Plant Description	
Name of the System:	SUNLAND WATER COMPANY
ADEQ Public Water System Number:	AZ0411334
ADWR PCC Number:	91-000575.0000

MAINS		
Sizes (inches)	Material	Length (feet)
6.00	PVC	13,362
NA		
NA		
NA		
NA		
NA		
NA		
NA		
NA		
NA		
NA		
NA		
NA		
NA		

CUSTOMER METERS			
Size (inches)	Quantity	Percent over 1,000,000 gallons	Percent over 10 years old
5/8 X 3/4	87	0%	80%
NA			
NA			
NA			
NA			
NA			
NA			
NA			
NA			
NA			
NA			
NA			
NA			
NA			
NA			
NA			

SERVICE LINES		
Material	Percent of system	Year installed
	0%	NA

BOOSTER PUMPS		
Horsepower	GPM	Quantity
7.5	100	2

FIRE HYDRANTS	
Type	Quantity
Standard *	0
Other	0

STORAGE TANKS			
Capacity (gallons)	Material	Quantity	Year installed
10,000	METAL	1	2001
10,000	METAL	1	2001

PRESSURE/BLADDER TANKS			
Capacity (gallons)	Material	Quantity	Year installed
5,000	METAL	1	2001

\* A standard fire hydrant has two 2.5 inch hose connection nozzles with 7.5 threads per inch, and one 4.5 inch pumper connection nozzle with 4 threads per inch.

<b>Water Utility Plant Description (Continued)</b>
--

For the following three items, list the utility owned assets in each category for each system.

<b>TREATMENT EQUIPMENT:</b>	NONE
-----------------------------	------

<b>STRUCTURES:</b>	NONE
--------------------	------

<b>OTHER:</b>	NONE
---------------	------

**Provide a calculation used to determine the value of one water equivalent residential connection (ERC).**

Use one of the following methods:

- (a) If actual flow data are available from the preceding 12 months, divide the total annual single family residence (SFR) gallons sold by the average number of single family residence customers for the same period and divide the result by 365
- (b) If no historical flow data are available, use:  
 $ERC = ( \text{Total SFR gallons sold (Omit 000)} / 365 \text{ days} / 350 \text{ gallons per day} )$

ERC	165
Method used:	(a)

Customer and Other Information	
Name of the System:	SUNLAND WATER COMPANY
ADEQ Public Water System Number:	AZ0411334
ADWR PCC Number:	91-000575.0000

Month	Number of Customers				Other Non-Residential
	Single-Family	Multi-Family	Commercial	Turf/Irrigation	
January	80	0	0	0	0
February	80	0	0	0	0
March	80	0	0	0	0
April	79	0	0	0	0
May	78	0	0	0	0
June	78	0	0	0	0
July	80	0	0	0	0
August	83	0	0	0	0
September	85	0	0	0	0
October	85	0	0	0	0
November	85	0	0	0	0
December	84	0	0	0	0

If the system has fire hydrants, what is the fire flow requirements?  GPM for  hrs.

Does the system have chlorination treatment?

Does the Company have an ADWR Gallons Per Capita Per Day (GCPCPD) requirement?

If yes, provide the GPCPD amount:

Is the Water Utility located in an ADWR Active Management Area (AMA)?

If yes, which AMA?

What is the present system connection capacity (in ERCs \*) using existing lines?

What is the future system connection capacity (in ERCs \*) upon service area buildout?

Describe any plans and estimated completion dates for any enlargements or improvements of this system.

NONE PLANNED

\* an ERC is based on the calculation on the bottom of AR9 page 12.

Great Prairie Oasis, LLC DBA Sunland Water Company  
 Annual Report  
 Utility Shutoffs / Disconnects  
 12/31/20

Utility Shutoffs / Disconnects	
Name of the System:	SUNLAND WATER COMPANY
ADEQ Public Water System Number:	AZ0411334
ADWR PCC Number:	91-000575.0000

Month	Termination without Notice R14-2-410.B	Termination with Notice R14-2-410.C	Other
January	0	0	0
February	0	2	0
March	0	1	0
April	0	0	0
May	0	0	0
June	0	0	0
July	0	0	0
August	0	0	0
September	0	0	0
October	0	0	0
November	0	0	0
December	0	0	0
<b>Total</b>	<b>0</b>	<b>3</b>	<b>0</b>

Other (description):

**Instructions:** Fill out the Grey Cells with the relevant information. Input 0 or none if there is nothing recorded in that account or there is no applicable information to report.

Great Prairie Oasis, LLC DBA Sunland Water Company  
Annual Report  
Property Taxes  
12/31/20

Property Taxes	
Amount of actual property taxes paid during Calendar Year 2020 was	\$2,074

If no property taxes paid, explain why.

0

**Instructions:** Fill out the Grey Cells with the relevant information. Input 0 or none if there is nothing recorded in that account or there is no applicable information to report.



Verification and Sworn Statement (Taxes)

Verification: State of Arizona I, the undersigned of the  
(state name)

County of (county name): Maricopa  
Name (owner or official) title: Judy Wischer, Mgr Member  
Company name: Great Prairie Oasis, LLC DBA Sunland Water Company

DO SAY THAT THIS ANNUAL UTILITY PROPERTY TAX AND SALES TAX REPORT TO THE ARIZONA CORPORATION COMMISSION.

FOR THE YEAR ENDING: 12/31/20

HAS BEEN PREPARED UNDER MY DIRECTION, FROM THE ORIGINAL BOOKS, PAPERS AND RECORDS OF SAID UTILITY; THAT I HAVE CAREFULLY EXAMINED THE SAME, AND DECLARE THE SAME TO BE A COMPLETE AND CORRECT STATEMENT OF BUSINESS AND AFFAIRS OF SAID UTILITY FOR THE PERIOD COVERED BY THIS REPORT IN RESPECT TO EACH AND EVERY MATTER AND THING SET FORTH, TO THE BEST OF MY KNOWLEDGE, INFORMATION AND BELIEF.

Sworn Statement:

RECEIVED  
UTILITIES DIVISION  
2021 MAR 15 A 11: 58  
ARIZONA CORPORATION  
COMMISSION

Judy Wischer Mgr Mbr  
signature of owner/official

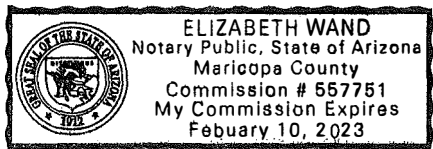
602-571-6954  
telephone no.

SUBSCRIBED AND SWORN TO BEFORE ME A NOTARY PUBLIC  
IN AND FOR THE COUNTY Maricopa  
(county name)

THIS 2/27/21 DAY OF 2 2021  
(month) and (year)

MY COMMISSION EXPIRES 2/10/23  
(date)

Elizabeth Wand  
(signature of notary public)



**Verification and Sworn Statement**

**Verification:**

State of Arizona I, the undersigned of the  
 (state name)  
 County of (county name): Maricopa  
 Name (owner or official) title: Judy Wischer, Mgr Member  
 Company name: Great Prairie Oasis, LLC DBA Sunland Water Company

DO SAY THAT THIS ANNUAL UTILITY PROPERTY TAX AND SALES TAX REPORT TO THE ARIZONA CORPORATION COMMISSION.

FOR THE YEAR ENDING: 12/31/20

HAS BEEN PREPARED UNDER MY DIRECTION, FROM THE ORIGINAL BOOKS, PAPERS AND RECORDS OF SAID UTILITY; THAT I HAVE CAREFULLY EXAMINED THE SAME, AND DECLARE THE SAME TO BE A COMPLETE AND CORRECT STATEMENT OF BUSINESS AND AFFAIRS OF SAID UTILITY FOR THE PERIOD COVERED BY THIS REPORT IN RESPECT TO EACH AND EVERY MATTER AND THING SET FORTH, TO THE BEST OF MY KNOWLEDGE, INFORMATION AND BELIEF.

**Sworn Statement:** IN ACCORDANCE WITH THE REQUIREMENTS OF TITLE 40, ARTICLE 8, SECTION 40-401, ARIZONA REVISED STATUTES, IT IS HEREIN REPORTED THAT THE GROSS OPERATING REVENUE OF SAID UTILITY DERIVED FROM ARIZONA INTRASTATE UTILITY OPERATIONS DURING THE CALENDAR YEAR WAS:

Arizona Intrastate Gross Operating Revenues Only (\$)  
\$48,173  
 (The amount in the box above includes  
\$1,896 in sales taxes  
 billed or collected)


RECEIVED  
 UTILITIES DIVISION  
 2021 MAR 15 A 11:58  
 ARIZONA CORPORATION  
 COMMISSION

By: Judy Wischer Mgr Member  
 signature of owner/official

602-571-6954  
 telephone no.

SUBSCRIBED AND SWORN TO BEFORE ME A NOTARY PUBLIC  
 IN AND FOR THE COUNTY Maricopa  
 (county name)  
 THIS 2/07/21 DAY OF \_\_\_\_\_  
 (month) and (year)

MY COMMISSION EXPIRES 2/10/23  
 (date)

 ELIZABETH WAND  
 Notary Public, State of Arizona  
 Maricopa County  
 Commission # 557751  
 My Commission Expires  
 February 10, 2023

Elizabeth Wand  
 (signature of notary public)

**Verification and Sworn Statement (Residential Revenue)**

**Verification:**

State of Arizona I, the undersigned of the  
(state name)

County of (county name): Maricopa  
Name (owner or official) title: Judy Wischer, Mgr Member  
Company name: Great Prairie Oasis, LLC DBA Sunland Water Company

DO SAY THAT THIS ANNUAL UTILITY PROPERTY TAX AND SALES TAX REPORT TO THE ARIZONA CORPORATION COMMISSION.

FOR THE YEAR ENDING: 12/31/20

HAS BEEN PREPARED UNDER MY DIRECTION, FROM THE ORIGINAL BOOKS, PAPERS AND RECORDS OF SAID UTILITY; THAT I HAVE CAREFULLY EXAMINED THE SAME, AND DECLARE THE SAME TO BE A COMPLETE AND CORRECT STATEMENT OF BUSINESS AND AFFAIRS OF SAID UTILITY FOR THE PERIOD COVERED BY THIS REPORT IN RESPECT TO EACH AND EVERY MATTER AND THING SET FORTH, TO THE BEST OF MY KNOWLEDGE, INFORMATION AND BELIEF.

**Sworn Statement:**

IN ACCORDANCE WITH THE REQUIREMENTS OF TITLE 40, ARTICLE 8, SECTION 40-401, ARIZONA REVISED STATUTES, IT IS HEREIN REPORTED THAT THE GROSS OPERATING REVENUE OF SAID UTILITY DERIVED FROM ARIZONA INTRASTATE UTILITY OPERATIONS RECEIVED FROM RESIDENTIAL CUSTOMERS DURING THE CALENDAR YEAR WAS:

Arizona Intrastate Gross Operating Revenues Only (\$)

\$48,173  
(The amount in the box above includes  
\$1,896 in sales taxes  
billed or collected)

RECEIVED  
UTILITIES DIVISION  
2021 MAR 15 A 11:58  
ARIZONA CORPORATION  
COMMISSION

By: Judy Wischer Mgr MBE  
signature of owner/official

602-571-6954  
telephone no.

SUBSCRIBED AND SWORN TO BEFORE ME A NOTARY PUBLIC  
IN AND FOR THE COUNTY


Maricopa  
(county name)

THIS

27<sup>th</sup> DAY OF February 2021  
(month) and (year)

MY COMMISSION EXPIRES

2/10/23  
(date)



Elizabeth Wand  
(signature of notary public)

Great Prairie Oasis, LLC DBA Sunland Water Company  
Annual Report  
for Income Tax Statement of Certification  
12/31/20

for Income Tax Statement of Certification

Verification:

State of Arizona I, the undersigned of the  
(state name)

County of (county name): Maricopa  
Name (owner or official) title: Judy Wischer, Mgr Member  
Company name: Great Prairie Oasis, LLC DBA Sunland Water Company

FOR THE YEAR ENDING: 12/31/20

Sworn Statement:

IN ACCORDANCE WITH THE REQUIREMENTS OF DECISION NO. 77084, BECAUSE THE UTILITY REQUIRES THE GROSS UP OF ADVANCES AND CONTRIBUTIONS, I HEREBY STATE THAT THE UTILITY HAS NOT INCURRED NOR IS EXPECTED TO INCUR A NET INCREASE IN CURRENT INCOME TAX EXPENSE OR A DECREASE IN DEFERRED TAX ASSET FOR A CARRY FORWARD ACCORDING TO GAAP IN AN AMOUNT EQUAL TO OR GREATER THAN THE AMOUNT OF THE REQUIRED GROSS UP PAID BY DEVELOPERS IN THE PERIOD COVERED BY THIS ANNUAL REPORT.

By: Judy Wischer Mgr  
signature of owner/official

602-571-6954  
telephone no.

RECEIVED  
UTILITIES DIVISION  
2021 MAR 15 A 11:57  
ARIZONA CORPORATION  
COMMISSION

SUBSCRIBED AND SWORN TO BEFORE ME A NOTARY PUBLIC  
IN AND FOR THE COUNTY

Maricopa  
(county name)

THIS

27th

DAY OF

February 2021  
(month) and (year)

MY COMMISSION EXPIRES

2/10/23  
(date)

Elizabeth Wand  
(signature of notary public)

