

RECEIVED  
UTILITIES DIVISION

2023 APR 10 A 11: 15

ARIZONA CORPORATION  
COMMISSION

**ANNUAL REPORT**

Of

Company Name: Sun Valley Farms Unit VI Water Co., Inc.  
3698 E. Hashknife Draw Rd

Mailing Address: San Tan Valley AZ  
85140

Docket No.: W-02425A  
For the Year Ended: 12/31/2022

**WATER UTILITY**

To

Arizona Corporation Commission

**Due on April 15th**

Email: Util-Compliance@azcc.gov, mail or deliver the completed Annual Report to:  
Arizona Corporation Commission  
Compliance Section - Utilities Division  
1200 West Washington Street  
Phoenix, Arizona 85007

Application Type: Original Filing  
Application Date: 4/3/2023

ARIZONA CORPORATION COMMISSION  
 WATER UTILITY ANNUAL REPORT  
 Sun Valley Farms Unit VI Water Co., Inc.  
 A Class  Utility

For the Calendar Year Ended:

Primary Address:   
 City:  State:  Zip Code:

Telephone Number:

Date of Original Organization of Utility:

Person to whom correspondence should be addressed concerning this report:

Name:   
 Telephone No. :   
 Address:   
 City:  State:  Zip Code:   
 Email:

Name:   
 Telephone No. :   
 Address:   
 City:  State:  Zip Code:   
 Email:

Name:   
 Telephone No. :   
 Address:   
 City:  State:  Zip Code:   
 Email:

Name:   
 Telephone No. :   
 Address:   
 City:  State:  Zip Code:   
 Email:

Name:   
 Telephone No. :   
 Address:   
 City:  State:  Zip Code:   
 Email:

Ownership:

Counties Served:

<b>Important changes during the year</b>	
--	--

No	For those companies not subject to the affiliated interest rules, has there been a change in ownership or direct control during the year?
	If yes, please provide specific details in the box below.
	N/A

No	Has the company been notified by any other regulatory authorities during the year, that they are out of compliance?
	If yes, please provide specific details in the box below.
	N/A

Utility Plant in Service (Water)							
Account No.	Description	Beginning Year Original Cost	Current Year Additions	Current Year Retirements	Adjusted Original Cost	Accumulated Depreciation	OCLD (OC less AD)
301	Organization	\$0	\$0	\$0	\$0	\$0	\$0
302	Franchises	0	0	0	0	0	0
303	Land and Land Rights	0	0	0	0	0	0
304	Structures and Improvements	26,431	0	0	26,431	24,377	2,054
305	Collecting & Improving Reservoirs	0	0	0	0	0	0
306	Lake, River, Canal Intakes	0	0	0	0	0	0
307	Wells and Springs	0	0	0	0	0	0
308	Infiltration Galleries	0	0	0	0	0	0
309	Supply Mains	0	0	0	0	0	0
310	Power Generation Equipment	0	0	0	0	0	0
311	Pumping Equipment	0	0	0	0	0	0
320	Water Treatment Equipment	0	0	0	0	0	0
320.1	Water Treatment Plants	0	0	0	0	0	0
320.2	Solution Chemical Feeders	0	0	0	0	0	0
320.3	Point-of-Use Treatment Devices	0	0	0	0	0	0
330	Distribution Reservoirs and Standpipes	0	0	0	0	0	0
330.1	Storage Tanks	0	0	0	0	0	0
330.2	Pressure Tanks	0	0	0	0	0	0
331	Transmission and Distribution Mains	163,920	1,911	0	165,831	98,359	67,473
333	Services	0	0	0	0	0	0
334	Meters and Meter Installations	176,647	11,774	0	188,421	138,359	50,062
335	Hydrants	5,917	0	0	5,917	354	5,563
336	Backflow Prevention Devices	0	0	0	0	0	0
339	Other Plant and Misc. Equipment	127,414	0	0	127,414	25,497	101,917
340	Office Furniture and Equipment	12,186	552	0	12,738	11,616	1,122
340.1	Computer & Software	13,316	0	0	13,316	12,345	971
341	Transportation Equipment	0	0	0	0	0	0
342	Stores Equipment	0	0	0	0	0	0
343	Tools, Shop and Garage Equipment	15,994	430	0	16,424	14,342	2,082
344	Laboratory Equipment	2,634	0	0	2,634	2,135	499
345	Power Operated Equipment	55,000	0	0	55,000	6,875	48,125
346	Communication Equipment	0	0	0	0	0	0
347	Miscellaneous Equipment	0	0	0	0	0	0
348	Other Tangible Plant	0	0	0	0	0	0
	<b>Totals</b>	<b>\$599,459</b>	<b>\$14,667</b>	<b>\$0</b>	<b>\$614,126</b>	<b>\$334,260</b>	<b>\$279,866</b>

Sun Valley Farms Unit VI Water Co., Inc.  
Annual Report  
Depreciation Expense for the Current Year (Water)  
12/31/2022

Depreciation Expense for the Current Year (Water)									
Account No.	Description	Beginning Year Original Cost	Current Year Additions	Current Year Retirements	Adjusted Original Cost	Fully Depreciated/Non-depreciable Plant	Depreciable Plant	Depreciation Percentages	Depreciation Expense
301	Organization	\$0	\$0	\$0	\$0	\$0	\$0	0.00%	\$0
302	Franchises	0	0	0	0	0	0	0.00%	0
303	Land and Land Rights	0	0	0	0	0	0	0.00%	0
304	Structures and Improvements	26,431	0	0	26,431	0	26,431	3.33%	880
305	Collecting & Improving Reservoirs	0	0	0	0	0	0	2.50%	0
306	Lake, River, Canal Intakes	0	0	0	0	0	0	2.50%	0
307	Wells and Springs	0	0	0	0	0	0	3.33%	0
308	Infiltration Galleries	0	0	0	0	0	0	0.00%	0
309	Supply Mains	0	0	0	0	0	0	2.00%	0
310	Power Generation Equipment	0	0	0	0	0	0	5.00%	0
311	Pumping Equipment	0	0	0	0	0	0	12.50%	0
320	Water Treatment Equipment	0	0	0	0	0	0	0.00%	0
320.1	Water Treatment Plants	0	0	0	0	0	0	3.33%	0
320.2	Solution Chemical Feeders	0	0	0	0	0	0	20.00%	0
320.3	Point-of-Use Treatment Devices	0	0	0	0	0	0	10.00%	0
330	Distribution Reservoirs and Standpipes	0	0	0	0	0	0	0.00%	0
330.1	Storage Tanks	0	0	0	0	0	0	2.22%	0
330.2	Pressure Tanks	0	0	0	0	0	0	5.00%	0
331	Transmission and Distribution Mains	163,920	1,911	0	165,831	0	165,831	2.00%	3,298
333	Services	0	0	0	0	0	0	3.33%	0
334	Meters and Meter Installations	176,647	11,774	0	188,421	0	188,421	8.33%	15,205
335	Hydrants	5,917	0	0	5,917	0	5,917	2.00%	118
336	Backflow Prevention Devices	0	0	0	0	0	0	6.67%	0
339	Other Plant and Misc. Equipment	127,414	0	0	127,414	0	127,414	6.67%	8,499
340	Office Furniture and Equipment	12,186	552	0	12,738	11,532	1,206	6.67%	62
340.1	Computer & Software	13,316	0	0	13,316	0	13,316	20.00%	635
341	Transportation Equipment	0	0	0	0	0	0	20.00%	0
342	Stores Equipment	0	0	0	0	0	0	4.00%	0
343	Tools, Shop and Garage Equipment	15,994	430	0	16,424	0	16,424	5.00%	810
344	Laboratory Equipment	2,634	0	0	2,634	0	2,634	10.00%	263
345	Power Operated Equipment	55,000	0	0	55,000	0	55,000	5.00%	2,750
346	Communication Equipment	0	0	0	0	0	0	10.00%	0
347	Miscellaneous Equipment	0	0	0	0	0	0	10.00%	0
348	Other Tangible Plant	0	0	0	0	0	0	0.00%	0
	<b>Subtotal</b>	<b>\$599,459</b>	<b>\$14,667</b>	<b>\$0</b>	<b>\$614,126</b>	<b>\$11,532</b>	<b>\$602,594</b>		<b>\$32,521</b>

Contribution(s) in Aid of Construction (Gross)	\$52,641
Less: Non Amortizable Contribution(s)	0
Fully Amortized Contribution(s)	0
Amortizable Contribution(s)	<b>\$52,641</b>
Times: Proposed Amortization Rate	5.40%
<b>Amortization of CIAC</b>	<b>\$2,841</b>

Less: Amortization of CIAC	\$2,841
<b>DEPRECIATION EXPENSE</b>	<b>\$29,680</b>

Sun Valley Farms Unit VI Water Co., Inc.  
 Annual Report  
 Balance Sheet Assets  
 12/31/2022

Balance Sheet Assets				
	Assets		Balance at Beginning of Year (2022)	Balance at End of Year (2022)
Account No.	<b>Current and Accrued Assets</b>			
131	Cash		\$11,988	\$2,816
134	Working Funds		0	0
135	Temporary Cash Investments		0	0
141	Customer Accounts Receivable		30,359	26,262
146	Notes Receivable from Associated Companies		0	0
151	Plant Material and Supplies		0	0
162	Prepayments		0	0
174	Miscellaneous Current and Accrued Assets		0	0
	<b>Total Current and Accrued Assets</b>		<b>\$42,347</b>	<b>\$29,078</b>
Account No.	<b>Fixed Assets</b>			
101	Utility Plant in Service*		\$599,459	\$614,126
103	Property Held for Future Use		0	0
105	Construction Work in Progress		13,364	22,007
108	Accumulated Depreciation (enter as negative)*		(301,740)	(334,260)
121	Non-Utility Property		0	0
122	Accumulated Depreciation - Non Utility		0	0
	<b>Total Fixed Assets</b>		<b>\$311,083</b>	<b>\$301,874</b>
	<b>Total Assets</b>		<b>\$353,430</b>	<b>\$330,952</b>

\*Note these items feed automatically from AR3 UPIS Page 4

Sun Valley Farms Unit VI Water Co., Inc.  
Annual Report  
Balance Sheet Liabilities and Owners Equity

<b>Balance Sheet Liabilities and Owners Equity</b>				
	<b>Liabilities</b>		Balance at Beginning of Year (2022)	Balance at End of Year (2022)
<b>Account No.</b>	<b>Current Liabilities</b>			
231	Accounts Payable		\$3,987	\$16,088
232	Notes Payable (Current Portion)		0	0
234	Notes Payable to Associated Companies		0	0
235	Customer Deposits		0	0
236	Accrued Taxes		0	0
237	Accrued Interest		0	0
242	Miscellaneous Current and Accrued Liabilities		0	0
	<b>Total Current Liabilities</b>		<b>\$3,987</b>	<b>\$16,088</b>
	<b>Long Term Debt</b>			
224	Long Term Debt (Notes and Bonds)		\$11,000	\$11,000
	<b>Deferred Credits</b>			
251	Unamortized Premium on Debt		\$0	\$0
252	Advances in Aid of Construction		0	0
255	Accumulated Deferred Investment Tax Credits		0	0
271	Contributions in Aid of Construction		0	0
272	Less: Amortization of Contributions		0	0
281	Accumulated Deferred Income Tax		0	0
	<b>Total Deferred Credits</b>		<b>\$0</b>	<b>\$0</b>
	<b>Total Liabilities</b>		<b>\$14,987</b>	<b>\$27,088</b>
	<b>Capital Accounts</b>			
201	Common Stock Issued		\$173,513	\$173,513
211	Other Paid-In Capital		119,457	119,457
215	Retained Earnings		45,472	10,894
218	Proprietary Capital (Sole Props and Partnerships)		0	0
	<b>Total Capital</b>		<b>\$338,442</b>	<b>\$303,864</b>
	<b>Total Liabilities and Capital</b>		<b>\$353,429</b>	<b>\$330,952</b>

**Note: Total liabilities and Capital must match total assets for the beginning and end of the year!**

Sun Valley Farms Unit VI Water Co., Inc.  
Annual Report  
Water Comparative Income Statement  
12/31/2022

<b>Water Comparative Income Statement</b>			
Account No.	Calendar Year	Current Year 01/01/2022 - 12/31/2022	Last Year 01/01/2021 - 12/31/2021
	<b>Operating Revenue</b>		
461	Metered Water Revenue	\$93,446	\$70,478
460	Unmetered Water Revenue	95,268	73,189
462	Fire Protection Revenue	0	0
469	Guaranteed Revenues (Surcharges)	27,006	131,933
471	Miscellaneous Service Revenues	0	0
474	Other Water Revenue	0	2,924
	<b>Total Revenues</b>	<b>\$215,721</b>	<b>\$278,524</b>
	<b>Operating Expenses</b>		
601	Salaries and Wages	\$0	\$0
604	Employee Pensions and Benefits	0	0
610	Purchased Water	165,729	210,633
615	Purchased Power	4,323	2,363
618	Chemicals	0	0
620	Materials and Supplies	306	2,251
620.1	Repairs and Maintenance	6,882	9,628
620.2	Office Supplies and Expense	8,069	16,609
630	Contractual Services	0	0
631	Contractual Services - Engineering	0	0
632	Contractual Services - Accounting	21,155	18,563
633	Contractual Services - Legal	0	0
634	Contractual Services - Management Fees	0	0
635	Contractual Services - Water Testing	3,563	3,229
636	Contractual Services - Other	1,500	3,000
640	Rents	0	0
641	Rental of Building/Real Property	0	0
642	Rental of Equipment	0	845
650	Transportation Expenses	2,786	3,868
657	Insurance - General Liability	4,445	4,619
657.1	Insurance - Health and Life	0	0
665	Regulatory Commission Expense - Rate	0	10
670	Bad Debt Expense	0	0
675	Miscellaneous Expense	1,015	716
403	Depreciation Expense (From Schedule AR4)	29,680	27,939
408	Taxes Other Than Income	0	0
408.11	Property Taxes	0	0
409	Income Taxes	0	0
427.1	Customer Security Deposit Interest	0	0
	<b>Total Operating Expenses</b>	<b>\$249,453</b>	<b>\$304,273</b>
	<b>Operating Income / (Loss)</b>	<b>(\$33,733)</b>	<b>(\$25,749)</b>
	<b>Other Income / (Expense)</b>		
419	Interest and Dividend Income	\$0	\$0
421	Non-Utility Income	0	0
426	Miscellaneous Non-Utility (Expense)	0	0
427	Interest (Expense)	(3,220)	0
	<b>Total Other Income / (Expense)</b>	<b>(\$3,220)</b>	<b>\$0</b>
	<b>Net Income / (Loss)</b>	<b>(\$36,952)</b>	<b>(\$25,749)</b>



Sun Valley Farms Unit VI Water Co., Inc.  
 Annual Report  
 Full time equivalent employees  
 12/31/2022

<b>Full time equivalent employees</b>
---------------------------------------

	Direct Company	Allocated	Outside service	Total
President	0.0	0.0	0.0	0.0
Vice-president	0.0	0.0	0.0	0.0
Manager	0.0	0.0	0.0	0.0
Engineering Staff	0.0	0.0	0.0	0.0
System Operator(s)	0.0	0.0	0.0	0.0
Meter reader	0.0	0.0	0.1	0.1
Customer Service	0.0	0.0	0.0	0.0
Accounting	0.0	0.0	0.5	0.5
Business Office	0.0	0.0	0.5	0.5
Rates Department	0.0	0.0	0.0	0.0
Administrative Staff	0.0	0.0	0.0	0.0
Other	0.0	0.0	0.0	0.0
<b>Total</b>	0.0	0.0	1.0	1.0

Sun Valley Farms Unit VI Water Co., Inc.  
 Annual Report  
 Supplemental Financial Data (Long-Term Debt)  
 12/31/2022

<b>Supplemental Financial Data (Long-Term Debt)</b>				
	Loan #1	Loan #2	Loan #3	Loan #4
Date Issued	10/2/2020	1/0/1900	1/0/1900	1/0/1900
Source of Loan	WIFA	0	0	0
ACC Decision No.	77735	0	0	0
Reason for Loan	Repairs	0	0	0
Dollar Amt. Issued	\$891,000	\$0	\$0	\$0
Amount Outstanding	\$265,000	\$0	\$0	\$0
Date of Maturity	1/0/1900	1/0/1900	1/0/1900	1/0/1900
Interest Rate	0.00%	0.00%	0.00%	0.00%
Current Year Interest	\$0	\$0	\$0	\$0
Current Year Principal	\$0	\$0	\$0	\$0

Meter Deposit Balance at Test Year End:	\$0
---	-----

Meter Deposits Refunded During the Test Year:	\$0
---	-----

**List all bonds, notes, loans, and other types of indebtedness in which the proceeds were used in the provision of public utility service. Indebtedness incurred for personal uses by the owner of the utility should not be listed. Input 0 or none if there is nothing to report for that cell.**

Well and Water Usage											
Name of the System:		SUN VALLEY FARMS UNIT VI									
ADEQ Public Water System Number:		AZ0411111									
ADWR PCC Number:		91-000555.0000									
Well registry 55# (55-XXXXX):	Pump Horsepower	Pump Yield (gpm)	Casing Depth (feet)	Casing Diameter (inches)	Pump Motor Type **	Year Drilled	Water level 2011	Water level 2021	Meter Size (inches)	How measured:	Active
55-801480	140	160	692	12	turbine	1948	unknown	400ft	4	Metered	Yes
0	0	0	0	0	0	0	0	0	0	0	0
0	0	0	0	0	0	0	0	0	0	0	0
0	0	0	0	0	0	0	0	0	0	0	0
0	0	0	0	0	0	0	0	0	0	0	0
0	0	0	0	0	0	0	0	0	0	0	0
0	0	0	0	0	0	0	0	0	0	0	0
0	0	0	0	0	0	0	0	0	0	0	0
0	0	0	0	0	0	0	0	0	0	0	0
0	0	0	0	0	0	0	0	0	0	0	0
0	0	0	0	0	0	0	0	0	0	0	0
0	0	0	0	0	0	0	0	0	0	0	0
0	0	0	0	0	0	0	0	0	0	0	0
0	0	0	0	0	0	0	0	0	0	0	0
0	0	0	0	0	0	0	0	0	0	0	0
0	0	0	0	0	0	0	0	0	0	0	0
0	0	0	0	0	0	0	0	0	0	0	0
0	0	0	0	0	0	0	0	0	0	0	0
0	0	0	0	0	0	0	0	0	0	0	0
0	0	0	0	0	0	0	0	0	0	0	0
0	0	0	0	0	0	0	0	0	0	0	0
0	0	0	0	0	0	0	0	0	0	0	0
0	0	0	0	0	0	0	0	0	0	0	0

Name of system water delivered to:	SUN VALLEY FARMS UNIT VI		
ADWR PCC Number:	91-000555.0000		
Source of water delivered to another system	NA		
Name of system water received from:	NA		
ADWR PCC Number:	*Town of Queen Creek	Unknown	
Source of water received	Ground water		
Well registry 55# (55-XXXXX):	Unknown		

Month	Water withdrawn (gallons) <sup>1</sup>	Water sold (gallons) <sup>2</sup>	Water delivered (sold) to other systems (gallons) <sup>3</sup>	Water received (purchased) from other systems (gallons) <sup>4</sup>	Estimated authorized use (gallons) <sup>5</sup>	Purchased Power Expense <sup>6</sup>	Purchased Power (kWh) <sup>7</sup>
January	0.00	1,621,040.00	0.00	2,010,450.00	0.00	582	0
February	0.00	2,140,910.00	0.00	2,010,450.00	0.00	82	0
March	0.00	3,062,050.00	0.00	3,084,490.00	0.00	82	0
April	0.00	3,480,000.00	0.00	3,244,930.00	0.00	216	0
May	0.00	4,246,880.00	0.00	4,480,740.00	0.00	218	36
June	0.00	4,719,870.00	0.00	5,206,080.00	0.00	560	65
July	0.00	4,734,190.00	0.00	4,792,730.00	0.00	612	44
August	0.00	4,266,430.00	0.00	4,706,430.00	0.00	585	40
September	0.00	3,427,200.00	0.00	2,055,200.00	0.00	1,195	41
October	0.00	2,773,070.00	0.00	3,463,100.00	0.00	558	42
November	0.00	2,722,000.00	0.00	3,436,890.00	0.00	64	0
December	0.00	1,864,350.00	0.00	2,216,160.00	0.00	69	4
<b>Totals</b>	<b>0.00</b>	<b>39,057,990.00</b>	<b>0.00</b>	<b>40,707,650.00</b>	<b>0.00</b>	<b>\$4,323</b>	<b>271</b>

If applicable, in the space below please provide a description for all un-metered water use along with amounts:  
 None

<sup>1</sup> Water withdrawn - Total gallons of water withdrawn from pumped sources.  
<sup>2</sup> Water sold - Total gallons from customer meters, and other sales such as construction water.  
<sup>3</sup> Water delivered (sold) to other systems - Total gallons of water delivered to other systems.  
<sup>4</sup> Water received (purchased) from other systems - Total gallons of water purchased received from other systems.  
<sup>5</sup> Estimated authorized use - Total estimated gallons from authorized metered or unmetered use. Authorized uses such as flushing (mains, services and hydrants) draining cleaning tanks, process, construction, fire fighting, etc. Non-authorized use (real losses) are service line breaks and leaks, water main breaks, meter inaccuracies and theft.  
<sup>6</sup> Enter the total purchased power costs for the power meters associated with this system.  
<sup>7</sup> Enter the total purchased kWh used by the power meters associated with this system.

Sun Valley Farms Unit VI Water Co., Inc.  
Annual Report  
Water Utility Plant Description  
12/31/2022

**Water Utility Plant Description**

Name of the System:	SUN VALLEY FARMS UNIT VI		
ADEQ Public Water System Number:	AZ041111		
ADWR PCC Number:	91-000555.0000		

Sizes (inches)	Material	Length (feet)
4.00	ACP, DIP, PVC	20,058
6.00	ACP, DIP, PVC	32,175
0.00	NA	0
0.00	NA	0
0.00	NA	0
0.00	NA	0
0.00	NA	0
0.00	NA	0
0.00	NA	0
0.00	NA	0
0.00	NA	0
0.00	NA	0
0.00	NA	0
0.00	NA	0
0.00	NA	0
0.00	NA	0
0.00	NA	0

Size (inches)	Quantity	Percent over 1,000,000 gallons	Percent over 10 years old
1	267	85%	85%
na	0	0%	0%
na	0	0%	0%
na	0	0%	0%
na	0	0%	0%
na	0	0%	0%
na	0	0%	0%
na	0	0%	0%
na	0	0%	0%
na	0	0%	0%
na	0	0%	0%
na	0	0%	0%
na	0	0%	0%
na	0	0%	0%
na	0	0%	0%
na	0	0%	0%
na	0	0%	0%
na	0	0%	0%
na	0	0%	0%
na	0	0%	0%
na	0	0%	0%
na	0	0%	0%

Material	Percent of system	Year installed
PVC	80%	15 to '19
Copper	3%	2015
Copper	22%	2021
NA	0%	0
NA	0%	0

Horsepower	GPM	Quantity	
15	250 Gallon per Minute	2	
0	0	0	0
0	0	0	0
0	0	0	0

Type	Quantity
Standard *	6
Other	0

Capacity (gallons)	Material	Quantity	Year installed
250,000	Steel	1	2022
0	0	0	0
0	0	0	0
0	0	0	0
0	0	0	0
0	0	0	0

Capacity (gallons)	Material	Quantity	Year installed
5,000	steel	1	2005
0	0	0	0
0	0	0	0
0	0	0	0
0	0	0	0
0	0	0	0

\* A standard fire hydrant has two 2.5 inch hose connection nozzles with 7.5 threads per inch, and one 4.5 inch pumper connection nozzle with 4 threads per inch.

<b>Water Utility Plant Description (Continued)</b>
--

For the following three items, list the utility owned assets in each category for each system.

<b>TREATMENT EQUIPMENT:</b>	50 Gallons drum for chem. Storage
<b>STRUCTURES:</b>	One chemical supply building/General supply building. One 10 feet security fence around plant
<b>OTHER:</b>	N/A

**Provide a calculation used to determine the value of one water equivalent residential connection (ERC).**

Use one of the following methods:

- (a) If actual flow data are available from the preceding 12 months, divide the total annual single family residence (SFR) gallons sold by the average number of single family residence customers for the same period and divide the result by
- (b) If no historical flow data are available, use:  
 $ERC = ( \text{Total SFR gallons sold (Omit 000)} / 365 \text{ days} / 350 \text{ gallons per day} )$

ERC	NA
Method used:	Other

Customer and Other Information	
Name of the System:	SUN VALLEY FARMS UNIT VI
ADEQ Public Water System Number:	AZ0411111
ADWR PCC Number:	91-000555.0000

Month	Number of Customers				
	Single-Family	Multi-Family	Commercial	Turf/Irrigation	Other Non-Residential
January	266	0	0	0	0
February	267	0	0	0	0
March	268	0	0	0	0
April	268	0	0	0	0
May	267	0	0	0	0
June	267	0	0	0	0
July	269	0	0	0	0
August	276	0	0	0	0
September	297	0	0	0	0
October	285	0	0	0	0
November	286	0	0	0	0
December	285	0	0	0	0

If the system has fire hydrants, what is the fire flow requirements?  GPM for  hrs.

Does the system have chlorination treatment?

Does the Company have an ADWR Gallons Per Capita Per Day (GPCPD) requirement?

If yes, provide the GPCPD amount:

Is the Water Utility located in an ADWR Active Management Area (AMA)?

If yes, which AMA?

What is the present system connection capacity (in ERCs \*) using existing lines?

What is the future system connection capacity (in ERCs \*) upon service area buildout?

Describe any plans and estimated completion dates for any enlargements or improvements of this system.

\$895,000 Plant and system upgrade to be done in the Fall of 2022.

\* an ERC is based on the calculation on the bottom of AR9 page 12.

Sun Valley Farms Unit VI Water Co., Inc.  
**Annual Report**  
 Utility Shutoffs / Disconnects  
 12/31/2022

<b>Utility Shutoffs / Disconnects</b>	
Name of the System:	SUN VALLEY FARMS UNIT VI
ADEQ Public Water System Number:	AZ0411111
ADWR PCC Number:	91-000555.0000

Month	Termination without Notice R14-2-410.B	Termination with Notice R14-2- 410.C	Other
January	0	24	0
February	0	37	0
March	0	30	0
April	0	38	0
May	0	35	0
June	0	27	0
July	0	30	0
August	0	37	0
September	0	35	0
October	0	35	0
November	0	36	0
December	0	37	0
<b>Total</b>	<b>0</b>	<b>401</b>	<b>0</b>

**Other (description):**

N/A
-----

**Instructions:** Fill out the Grey Cells with the relevant information. Input 0 or none if there is nothing recorded in that account or there is no applicable information to report.

Sun Valley Farms Unit VI Water Co., Inc.  
Annual Report  
Property Taxes  
12/31/2022

**Property Taxes**

Amount of actual property taxes paid during Calendar Year 2021 was \$0

If no property taxes paid, explain why.  
Listed Non-Profit

**Instructions:** Fill out the Grey Cells with the relevant information. Input 0 or none if there is nothing recorded in that account or there is no applicable information to report.



**Verification and Sworn Statement (Taxes)**

**Verification:** State of Arizona I, the undersigned of the  
(state name)

County of (county name): Pinal  
Name (owner or official) title: Jimmy L. Harris  
Company name: Sun Valley Farms Unit VI Water Co., Inc.

DO SAY THAT THIS ANNUAL UTILITY PROPERTY TAX AND SALES TAX REPORT TO THE ARIZONA CORPORATION COMMISSION.

FOR THE YEAR ENDING: 12/31/2022

HAS BEEN PREPARED UNDER MY DIRECTION, FROM THE ORIGINAL BOOKS, PAPERS AND RECORDS OF SAID UTILITY; THAT I HAVE CAREFULLY EXAMINED THE SAME, AND DECLARE THE SAME TO BE A COMPLETE AND CORRECT STATEMENT OF BUSINESS AND AFFAIRS OF SAID UTILITY FOR THE PERIOD COVERED BY THIS REPORT IN RESPECT TO EACH AND EVERY MATTER AND THING SET FORTH, TO THE BEST OF MY KNOWLEDGE, INFORMATION AND BELIEF.

**Sworn Statement:** I HEREBY ATTEST THAT ALL PROPERTY TAXES FOR SAID COMPANY ARE CURRENT AND PAID IN FULL.

I HEREBY ATTEST THAT ALL SALES TAXES FOR SAID COMPANY ARE CURRENT AND PAID IN FULL.


RECEIVED  
UTILITIES DIVISION  
2023 APR 10 A 11:16  
ARIZONA CORPORATION  
COMMISSION

[Signature]  
signature of owner/official  
480-987-1680  
telephone no.

SUBSCRIBED AND SWORN TO BEFORE ME A NOTARY PUBLIC  
IN AND FOR THE COUNTY

THIS 4 DAY OF Pinal  
(county name)  
APR 1 2023  
(month) and (year)

MY COMMISSION EXPIRES 10/08/2023  
(date)



[Signature]  
(signature of notary public)

**Verification and Sworn Statement**

**Verification:**

State of Arizona I, the undersigned of the  
(state name)  
County of (county name): Pinal  
Name (owner or official) title: Jimmy L. Harris  
Company name: Sun Valley Farms Unit VI Water Co., Inc.

DO SAY THAT THIS ANNUAL UTILITY PROPERTY TAX AND SALES TAX REPORT TO THE ARIZONA CORPORATION COMMISSION.

FOR THE YEAR ENDING: 12/31/2022

HAS BEEN PREPARED UNDER MY DIRECTION, FROM THE ORIGINAL BOOKS, PAPERS AND RECORDS OF SAID UTILITY; THAT I HAVE CAREFULLY EXAMINED THE SAME, AND DECLARE THE SAME TO BE A COMPLETE AND CORRECT STATEMENT OF BUSINESS AND AFFAIRS OF SAID UTILITY FOR THE PERIOD COVERED BY THIS REPORT IN RESPECT TO EACH AND EVERY MATTER AND THING SET FORTH, TO THE BEST OF MY KNOWLEDGE, INFORMATION AND BELIEF.

**Sworn Statement:** IN ACCORDANCE WITH THE REQUIREMENTS OF TITLE 40, ARTICLE 8, SECTION 40-401, ARIZONA REVISED STATUTES, IT IS HEREIN REPORTED THAT THE GROSS OPERATING REVENUE OF SAID UTILITY DERIVED FROM ARIZONA INTRASTATE UTILITY OPERATIONS DURING THE CALENDAR YEAR WAS:

Arizona Intrastate Gross Operating Revenues Only (\$) \$215,721  
(The amount in the box above includes \$0 in sales taxes billed or collected)


RECEIVED  
UTILITIES DIVISION  
2023 APR 10 A 11:16  
ARIZONA CORPORATION  
COMMISSION

[Signature]  
signature of owner/official  
480-987-1680  
telephone no.

SUBSCRIBED AND SWORN TO BEFORE ME A NOTARY PUBLIC  
IN AND FOR THE COUNTY Pinal  
THIS 4 DAY OF APR 1 2023  
(month) and (year)

MY COMMISSION EXPIRES

10/08/2023  
(date)



[Signature]  
(signature of notary public)

**Verification and Sworn Statement (Residential Revenue)**

**Verification:**

State of Arizona I, the undersigned of the  
(state name)

County of (county name): Pinal  
Name (owner or official) title: Jimmy L. Harris  
Company name: Sun Valley Farms Unit VI Water Co., Inc.

DO SAY THAT THIS ANNUAL UTILITY PROPERTY TAX AND SALES TAX REPORT TO THE ARIZONA CORPORATION COMMISSION.

FOR THE YEAR ENDING: 12/31/2022

HAS BEEN PREPARED UNDER MY DIRECTION, FROM THE ORIGINAL BOOKS, PAPERS AND RECORDS OF SAID UTILITY; THAT I HAVE CAREFULLY EXAMINED THE SAME, AND DECLARE THE SAME TO BE A COMPLETE AND CORRECT STATEMENT OF BUSINESS AND AFFAIRS OF SAID UTILITY FOR THE PERIOD COVERED BY THIS REPORT IN RESPECT TO EACH AND EVERY MATTER AND THING SET FORTH, TO THE BEST OF MY KNOWLEDGE, INFORMATION AND BELIEF.

**Sworn Statement:**

IN ACCORDANCE WITH THE REQUIREMENTS OF TITLE 40, ARTICLE 8, SECTION 40-401, ARIZONA REVISED STATUTES, IT IS HEREIN REPORTED THAT THE GROSS OPERATING REVENUE OF SAID UTILITY DERIVED FROM ARIZONA INTRASTATE UTILITY OPERATIONS RECEIVED FROM RESIDENTIAL CUSTOMERS DURING THE CALENDAR YEAR WAS:

Arizona Intrastate Gross Operating Revenues Only (\$)

\$215,721

(The amount in the box above includes  
\$0 in sales taxes  
billed or collected)

*[Handwritten Signature]*  
signature of owner/official  
480-987-1680  
telephone no.

RECEIVED  
UTILITIES DIVISION  
2023 APR 10 A 11:15  
ARIZONA CORPORATION  
COMMISSION

SUBSCRIBED AND SWORN TO BEFORE ME A NOTARY PUBLIC  
IN AND FOR THE COUNTY Pinal

(county name)


THIS 4

DAY OF April 2023

(month) and (year)

MY COMMISSION EXPIRES 10/08/2023

(date)



*[Handwritten Signature]*  
(signature of notary public)

Sun Valley Farms Unit VI Water Co., Inc.  
Annual Report  
Full Gross-up Method for Income Tax Statement of Certification  
12/31/2022

**Full Gross-up Method for Income Tax Statement of Certification**

**Verification:**

State of Arizona I, the undersigned of the  
(state name)

County of (county name): Pinal  
Name (owner or official) title: Jimmy L. Harris  
Company name: Sun Valley Farms Unit VI Water Co., Inc.

FOR THE YEAR ENDING: 12/31/2022

**Sworn Statement:**

IN ACCORDANCE WITH THE REQUIREMENTS OF DECISION NO. 77084, BECAUSE THE UTILITY REQUIRES THE GROSS UP OF ADVANCES AND CONTRIBUTIONS, I HEREBY STATE THAT THE UTILITY HAS NOT INCURRED NOR IS EXPECTED TO INCUR A NET INCREASE IN CURRENT INCOME TAX EXPENSE OR A DECREASE IN DEFERRED TAX ASSET FOR A CARRY FORWARD ACCORDING TO GAAP IN AN AMOUNT EQUAL TO OR GREATER THAN THE AMOUNT OF THE REQUIRED GROSS UP PAID BY DEVELOPERS IN THE PERIOD COVERED BY THIS ANNUAL REPORT.


RECEIVED  
UTILITIES DIVISION  
2023 APR 10 A 11:  
ARIZONA CORPORATION  
COMMISSION

[Signature]  
signature of owner/official  
480-987-1680  
telephone no.

SUBSCRIBED AND SWORN TO BEFORE ME A NOTARY PUBLIC  
IN AND FOR THE COUNTY Pinal  
(county name)

THIS 4 DAY OF April 2023  
(month) and (year)

MY COMMISSION EXPIRES 10/08/2023  
(date)



[Signature]  
(signature of notary public)