

ANNUAL REPORT

Of

Company Name: **Sun Valley Farms Unit VI Water Co., Inc.**
3698 E. Hashknife Draw Rd

Mailing Address: San Tan Valley AZ
85140

Docket No.: W-02425A
For the Year Ended: 12/31/20

RECEIVED
UTILITIES DIVISION
2021 APR 16 A 11:43
ARIZONA CORPORATION
COMMISSION

WATER UTILITY

To

Arizona Corporation Commission

Due on April 15th

Email: Util-Compliance@azcc.gov, mail or deliver the completed Annual Report to:
Arizona Corporation Commission
Compliance Section - Utilities Division
1200 West Washington Street
Phoenix, Arizona 85007

Application Type: Original Filing
Application Date: 4/13/2021

ARIZONA CORPORATION COMMISSION
WATER UTILITY ANNUAL REPORT
Sun Valley Farms Unit VI Water Co., Inc.
A Class ☐ E Utility

For the Calendar Year Ended: 12/31/20

Primary Address: 3698 E. Hashknife Draw Rd
City: San Tan Valley State: Arizona Zip Code: 85140

Telephone Number: 480-987-1680

Date of Original Organization of Utility: 4/1/1985

Person to whom correspondence should be addressed concerning this report:

Name: Jim Harris
Telephone No. : 480-987-1680
Address: 3698 E. Hashknife Draw Rd
City: San Tan Valley State: Arizona Zip Code: 85140
Email: sunvalleyfarms@msn.com

NA
Name: NA
Telephone No. : NA
Address: NA
City: NA State: Arizona Zip Code: NA
Email: NA

NA
Name: NA
Telephone No. : NA
Address: NA
City: NA State: Arizona Zip Code: NA
Email: NA

NA
Name: NA
Telephone No. : NA
Address: NA
City: NA State: Arizona Zip Code: NA
Email: NA

NA
Name: NA
Telephone No. : NA
Address: NA
City: NA State: Arizona Zip Code: NA
Email: NA

Ownership: Association--Cooperative

Counties Served: Pinal

ARIZONA CORPORATION COMMISSION
WATER UTILITY ANNUAL REPORT
Sun Valley Farms Unit VI Water Co., Inc.

Important changes during the year	
-----------------------------------	--

No	For those companies not subject to the affiliated interest rules, has there been a change in ownership or direct control during the year?
	If yes, please provide specific details in the box below.
	No

Yes	Has the company been notified by any other regulatory authorities during the year, that they are out of compliance?
	If yes, please provide specific details in the box below.
	High Nitrate Problem. Company shut down the system to have it repaired. Made an interconnection with Diversified Company (currently now owned by the Town of Queen Creek) and are purchasing water from them. Currently working on replacing the well site to be able to provide water on or around August 2021.

Utility Plant in Service (Water)							
Account No.	Description	Beginning Year Original Cost	Current Year Additions	Current Year Retirements	Adjusted Original Cost	Accumulated Depreciation	OCLD (OC less AD)
301	Organization	\$0	\$0	\$0	\$0	\$0	\$0
302	Franchises	0	0	0	0	0	0
303	Land and Land Rights	0	0	0	0	0	0
304	Structures and Improvements	26,431	0	0	26,431	22,617	3,814
305	Collecting & Improving Reservoirs	0	0	0	0	0	0
306	Lake, River, Canal Intakes	0	0	0	0	0	0
307	Wells and Springs	0	0	0	0	0	0
308	Infiltration Galleries	0	0	0	0	0	0
309	Supply Mains	0	0	0	0	0	0
310	Power Generation Equipment	0	0	0	0	0	0
311	Pumping Equipment	0	0	0	0	0	0
320	Water Treatment Equipment	0	0	0	0	0	0
320.1	Water Treatment Plants	21,729	0	21,729	0	0	0
320.2	Solution Chemical Feeders	0	0	0	0	0	0
320.3	Point-of-Use Treatment Devices	0	0	0	0	0	0
330	Distribution Reservoirs and Standpipes	0	0	0	0	0	0
330.1	Storage Tanks	0	0	0	0	0	0
330.2	Pressure Tanks	0	0	0	0	0	0
331	Transmission and Distribution Mains	163,920	0	0	163,920	91,783	72,137
333	Services	0	0	0	0	0	0
334	Meters and Meter Installations	141,037	12,413	2,730	150,720	109,519	41,201
335	Hydrants	5,917	0	0	5,917	118	5,799
336	Backflow Prevention Devices	0	0	0	0	0	0
339	Other Plant and Misc. Equipment	127,414	0	0	127,414	8,499	118,915
340	Office Furniture and Equipment	11,532	0	0	11,532	12,301	(769)
340.1	Computer & Software	11,532	0	0	11,532	11,075	457
341	Transportation Equipment	0	0	0	0	0	0
342	Stores Equipment	0	0	0	0	0	0
343	Tools, Shop and Garage Equipment	15,506	0	0	15,506	12,745	2,761
344	Laboratory Equipment	2,634	0	0	2,634	1,609	1,025
345	Power Operated Equipment	0	55,000	0	55,000	1,375	53,625
346	Communication Equipment	0	0	0	0	0	0
347	Miscellaneous Equipment	0	0	0	0	0	0
348	Other Tangible Plant	0	0	0	0	0	0
	Totals	\$527,652	\$67,413	\$24,459	\$570,606	\$271,641	\$298,965

Sun Valley Farms Unit VI Water Co., Inc.
Annual Report
Depreciation Expense for the Current Year (Water)
12/31/20

Depreciation Expense for the Current Year (Water)									
Account No.	Description	Beginning Year Original Cost	Current Year Additions	Current Year Retirements	Adjusted Original Cost	Fully Depreciated/Non- depreciable Plant	Depreciable Plant	Depreciation Percentages	Depreciation Expense
301	Organization	\$0	\$0	\$0	\$0	\$0	\$0	0.00%	\$0
302	Franchises	0	0	0	0	0	0	0.00%	0
303	Land and Land Rights	0	0	0	0	0	0	0.00%	0
304	Structures and Improvements	26,431	0	0	26,431	0	26,431	3.33%	880
305	Collecting & Improving Reservoirs	0	0	0	0	0	0	2.50%	0
306	Lake, River, Canal Intakes	0	0	0	0	0	0	2.50%	0
307	Wells and Springs	0	0	0	0	0	0	3.33%	0
308	Infiltration Galleries	0	0	0	0	0	0	0.00%	0
309	Supply Mains	0	0	0	0	0	0	2.00%	0
310	Power Generation Equipment	0	0	0	0	0	0	5.00%	0
311	Pumping Equipment	0	0	0	0	0	0	12.50%	0
320	Water Treatment Equipment	0	0	0	0	0	0	0.00%	0
320.1	Water Treatment Plants	21,729	0	21,729	0	0	0	3.33%	362
320.2	Solution Chemical Feeders	0	0	0	0	0	0	20.00%	0
320.3	Point-of-Use Treatment Devices	0	0	0	0	0	0	10.00%	0
330	Distribution Reservoirs and Standpipes	0	0	0	0	0	0	0.00%	0
330.1	Storage Tanks	0	0	0	0	0	0	2.22%	0
330.2	Pressure Tanks	0	0	0	0	0	0	5.00%	0
331	Transmission and Distribution Mains	163,920	0	0	163,920	0	163,920	2.00%	3,278
333	Services	0	0	0	0	0	0	3.33%	0
334	Meters and Meter Installations	141,037	12,413	2,730	150,720	0	150,720	8.33%	12,152
335	Hydrants	5,917	0	0	5,917	0	5,917	2.00%	118
336	Backflow Prevention Devices	0	0	0	0	0	0	6.67%	0
339	Other Plant and Misc. Equipment	127,414	0	0	127,414	0	127,414	6.67%	8,499
340	Office Furniture and Equipment	11,532	0	0	11,532	0	11,532	6.67%	769
340.1	Computer & Software	11,532	0	0	11,532	0	11,532	20.00%	2,306
341	Transportation Equipment	0	0	0	0	0	0	20.00%	0
342	Stores Equipment	0	0	0	0	0	0	4.00%	0
343	Tools, Shop and Garage Equipment	15,506	0	0	15,506	0	15,506	5.00%	775
344	Laboratory Equipment	2,634	0	0	2,634	0	2,634	10.00%	263
345	Power Operated Equipment	0	55,000	0	55,000	0	55,000	5.00%	1,375
346	Communication Equipment	0	0	0	0	0	0	10.00%	0
347	Miscellaneous Equipment	0	0	0	0	0	0	10.00%	0
348	Other Tangible Plant	0	0	0	0	0	0	0.00%	0
	Subtotal	\$527,652	\$67,413	\$24,459	\$570,606	\$0	\$570,606		\$30,778

Contribution(s) in Aid of Construction (Gross)	\$52,641
Less: Non Amortizable Contribution(s)	0
Fully Amortized Contribution(s)	0
Amortizable Contribution(s)	<u>\$52,641</u>
Times: Proposed Amortization Rate	5.39%
Amortization of CIAC	\$2,839

Less: Amortization of CIAC \$2,839

DEPRECIATION EXPENSE \$27,939

Sun Valley Farms Unit VI Water Co., Inc.
Annual Report
Balance Sheet Assets
12/31/20

Balance Sheet Assets				
	Assets		Balance at Beginning of Year (2020)	Balance at End of Year (2020)
Account No.	Current and Accrued Assets			
131	Cash		\$13,458	\$17,922
134	Working Funds		0	0
135	Temporary Cash Investments		0	0
141	Customer Accounts Receivable		63,246	82,968
146	Notes Receivable from Associated Companies		0	0
151	Plant Material and Supplies		50,840	0
162	Prepayments		0	0
174	Miscellaneous Current and Accrued Assets		0	0
	Total Current and Accrued Assets		\$127,544	\$100,890
Account No.	Fixed Assets			
101	Utility Plant in Service*		\$527,652	\$570,606
103	Property Held for Future Use		0	0
105	Construction Work in Progress		71,544	0
108	Accumulated Depreciation (enter as negative)*		(413,945)	(271,641)
121	Non-Utility Property		0	0
122	Accumulated Depreciation - Non Utility		0	0
	Total Fixed Assets		\$185,251	\$298,965
	Total Assets		\$312,795	\$399,855

*Note these items feed automatically from AR3 UPIS Page 4

Sun Valley Farms Unit VI Water Co., Inc.
Annual Report
Balance Sheet Liabilities and Owners Equity

Balance Sheet Liabilities and Owners Equity				
	Liabilities		Balance at Beginning of Year (2020)	Balance at End of Year (2020)
Account No.	Current Liabilities			
231	Accounts Payable		\$0	\$0
232	Notes Payable (Current Portion)		0	0
234	Notes Payable to Associated Companies		0	0
235	Customer Deposits		19,825	0
236	Accrued Taxes		0	0
237	Accrued Interest		0	0
242	Miscellaneous Current and Accrued Liabilities		0	0
	Total Current Liabilities		\$19,825	\$0
	Long Term Debt			
224	Long Term Debt (Notes and Bonds)		\$0	\$0
	Deferred Credits			
251	Unamortized Premium on Debt		\$0	\$0
252	Advances in Aid of Construction		0	0
255	Accumulated Deferred Investment Tax Credits		0	0
271	Contributions in Aid of Construction		0	0
272	Less: Amortization of Contributions		0	0
281	Accumulated Deferred Income Tax		0	0
	Total Deferred Credits		\$0	\$0
	Total Liabilites		\$19,825	\$0
	Capital Accounts			
201	Common Stock Issued		\$173,513	\$173,513
211	Other Paid-In Capital		119,457	119,457
215	Retained Earnings		0	106,885
218	Proprietary Capital (Sole Props and Partnerships)		0	0
	Total Capital		\$292,970	\$399,855
	Total Liabilities and Capital		\$312,795	\$399,855

Note: Total liabilities and Capital must match total assets for the beginning and end of the year!

Sun Valley Farms Unit VI Water Co., Inc.
Annual Report
Water Comparative Income Statement
12/31/20

Water Comparative Income Statement			
Account No.	Calendar Year	Current Year 01/01/2020 - 12/31/2020	Last Year 01/01/2019 - 12/31/2019
	Operating Revenue		
461	Metered Water Revenue	\$43,998	\$31,253
460	Unmetered Water Revenue	58,590	37,449
462	Fire Protection Revenue	0	0
469	Guaranteed Revenues (Surcharges)	137,717	119,570
471	Miscellaneous Service Revenues	0	0
474	Other Water Revenue	4,095	14,148
	Total Revenues	\$244,400	\$202,420
	Operating Expenses		
601	Salaries and Wages	\$0	\$0
604	Employee Pensions and Benefits	0	0
610	Purchased Water	136,666	78,166
615	Purchased Power	1,282	6,858
618	Chemicals	0	773
620	Materials and Supplies	628	16,811
620.1	Repairs and Maintenance	7,262	16,969
620.2	Office Supplies and Expense	9,027	14,665
630	Contractual Services	0	24,283
631	Contractual Services - Engineering	0	0
632	Contractual Services - Accounting	0	0
633	Contractual Services - Legal	0	0
634	Contractual Services - Management Fees	0	0
635	Contractual Services - Water Testing	3,253	1,106
636	Contractual Services - Other	0	5,356
640	Rents	0	0
641	Rental of Building/Real Property	0	0
642	Rental of Equipment	0	1,206
650	Transportation Expenses	0	2,331
657	Insurance - General Liability	613	0
657.1	Insurance - Health and Life	0	0
665	Regulatory Commission Expense - Rate	0	0
670	Bad Debt Expense	0	0
675	Miscellaneous Expense	12,699	18,737
403	Depreciation Expense (From Schedule AR4)	27,939	16,930
408	Taxes Other Than Income	0	0
408.11	Property Taxes	0	0
409	Income Taxes	0	0
427.1	Customer Security Deposit Interest	0	0
	Total Operating Expenses	\$199,370	\$204,191
	Operating Income / (Loss)	\$45,030	(\$1,771)
	Other Income / (Expense)		
419	Interest and Dividend Income	\$0	\$0
421	Non-Utility Income	0	0
426	Miscellaneous Non-Utility (Expense)	0	0
427	Interest (Expense)	0	0
	Total Other Income / (Expense)	\$0	\$0
	Net Income / (Loss)	\$45,030	(\$1,771)

Sun Valley Farms Unit VI Water Co., Inc.
 Annual Report
 Full time equivalent employees
 12/31/20

Full time equivalent employees

	Direct Company	Allocated	Outside service	Total
President	1.0	0.0	0.0	1.0
Vice-president	0.0	0.0	0.0	0.0
Manager	0.0	0.0	0.0	0.0
Engineering Staff	0.0	0.0	0.0	0.0
System Operator(s)	1.0	0.0	0.0	1.0
Meter reader	0.0	0.0	0.6	0.6
Customer Service	0.0	0.0	0.0	0.0
Accounting	1.0	0.0	0.0	1.0
Business Office	1.0	0.0	0.0	1.0
Rates Department	0.0	0.0	0.0	0.0
Administrative Staff	0.0	0.0	0.0	0.0
Other	0.0	0.0	0.0	0.0
Total	4.0	0.0	0.6	4.6

Sun Valley Farms Unit VI Water Co., Inc.
Annual Report
Supplemental Financial Data (Long-Term Debt)
12/31/20

Supplemental Financial Data (Long-Term Debt)				
	Loan #1	Loan #2	Loan #3	Loan #4
Date Issued	1/0/1900	1/0/1900	1/0/1900	1/0/1900
Source of Loan	0	0	0	0
ACC Decision No.	0	0	0	0
Reason for Loan	0	0	0	0
Dollar Amt. Issued	\$0	\$0	\$0	\$0
Amount Outstanding	\$0	\$0	\$0	\$0
Date of Maturity	1/0/1900	1/0/1900	1/0/1900	1/0/1900
Interest Rate	0.00%	0.00%	0.00%	0.00%
Current Year Interest	\$0	\$0	\$0	\$0
Current Year Principal	\$0	\$0	\$0	\$0

Meter Deposit Balance at Test Year End:	\$0
---	-----

Meter Deposits Refunded During the Test Year:	\$0
---	-----

List all bonds, notes, loans, and other types of indebtedness in which the proceeds were used in the provision of public utility service. Indebtedness incurred for personal uses by the owner of the utility should not be listed. Input 0 or none if there is nothing to report for that cell.

Well and Water Usage

[illegible]

Name of system water delivered to:	SUN VALLEY FARMS UNIT V1	
ADWR PCC Number:		91-000555.0000
Source of water delivered to another system	NA	
Name of system water received from:	Diversified Water Utilities, Inc.	
ADWR PCC Number:		91-000540.0000
Source of water received	Ground Water	
Well registry 55# (55-XXXXXXX):	Unknown at this time	

Month	Water withdrawn (gallons)1	Water sold (gallons)2	Water delivered (sold) to other systems (gallons)3	Water received (purchased) from other systems (gallons)4	Estimated authorized use (gallons)5	Purchased Power Expense ⁶	Purchased Power (kWh) ⁷
January	0.00	1,928,000.00	0.00	1,928,000.00	0.00	\$64	3
February	0.00	1,770,700.00	0.00	1,770,700.00	0.00	63	3
March	0.00	2,084,200.00	0.00	2,084,200.00	0.00	63	3
April	0.00	3,403,200.00	0.00	3,403,200.00	0.00	63	3
May	0.00	4,625,800.00	0.00	4,625,800.00	0.00	63	3
June	0.00	4,946,600.00	0.00	4,946,600.00	0.00	65	3
July	0.00	5,588,400.00	0.00	5,588,400.00	0.00	65	3
August	0.00	3,869,950.00	0.00	3,869,950.00	0.00	67	3
September	0.00	3,681,200.00	0.00	3,681,200.00	0.00	67	3
October	0.00	3,238,000.00	0.00	3,238,000.00	0.00	65	3
November	0.00	2,326,320.00	0.00	2,326,320.00	0.00	66	3
December	0.00	2,423,900.00	0.00	2,423,900.00	0.00	63	3
Totals	0.00	39,886,270.00	0.00	39,886,270.00	0.00	\$773	36

If applicable, in the space below please provide a description for all un-metered water use along with amounts:

- | | |
|---|---|
| 1 | Water withdrawn - Total gallons of water withdrawn from pumped sources. |
| 2 | Water sold - Total gallons from customer meters, and other sales such as construction water. |
| 3 | Water delivered (sold) to other systems - Total gallons of water delivered to other systems. |
| 4 | Water received (purchased) from other systems - Total gallons of water purchased/received from other systems. |
| 5 | Estimated authorized use - Total estimated gallons from authorized metered or unmetered use. Authorized uses such as flushing (mains, services and hydrants) draining/cleaning tanks, process, construction, fire fighting, etc. Non-authorized use (real losses) are service line breaks and leaks, water main breaks, meter inaccuracies and theft. |
| 6 | Enter the total purchased power costs for the power meters associated with this system. |
| 7 | Enter the total purchased kWh used by the power meters associated with this system. |

Water Utility Plant Description			
Name of the System:	SUN VALLEY FARMS UNIT VI		
ADEQ Public Water System Number:	AZ0411111		
ADWR PCC Number:	91-000555.0000		

MAINS		
Sizes (inches)	Material	Length (feet)
4.00	ACP, DIP, PVC	20,058
6.00	ACP, DIP, PVC	32,175
0.00	NA	0
0.00	NA	0
0.00	NA	0
0.00	NA	0
0.00	NA	0
0.00	NA	0
0.00	NA	0
0.00	NA	0
0.00	NA	0
0.00	NA	0
0.00	NA	0
0.00	NA	0
0.00	NA	0

CUSTOMER METERS			
Size (inches)	Quantity	Percent over 1,000,000 gallons	Percent over 10 years old
1	228	95%	95%
NA	0	0%	0%
NA	0	0%	0%
NA	0	0%	0%
NA	0	0%	0%
NA	0	0%	0%
NA	0	0%	0%
NA	0	0%	0%
NA	0	0%	0%
NA	0	0%	0%
NA	0	0%	0%
NA	0	0%	0%
NA	0	0%	0%
NA	0	0%	0%
NA	0	0%	0%
NA	0	0%	0%
NA	0	0%	0%

SERVICE LINES		
Material	Percent of system	Year installed
PVC	97%	15 to '19
Copper	3%	2015
NA	0%	0
NA	0%	0
NA	0%	0

BOOSTER PUMPS		
Horsepower	GPM	Quantity
7.5	75	1
15	150	1
5	25	1
0	0	0

FIRE HYDRANTS	
Type	Quantity
Standard *	2
Other	0

STORAGE TANKS			
Capacity (gallons)	Material	Quantity	Year installed
0	0	0	0
0	0	0	0
0	0	0	0
0	0	0	0
0	0	0	0
0	0	0	0

PRESSURE/BLADDER TANKS			
Capacity (gallons)	Material	Quantity	Year installed
5,000	steel	1	2005
0	0	0	0
0	0	0	0
0	0	0	0
0	0	0	0
0	0	0	0

* A standard fire hydrant has two 2.5 inch hose connection nozzles with 7.5 threads per inch, and one 4.5 inch pumper connection nozzle with 4 threads per inch.

Water Utility Plant Description (Continued)
--

For the following three items, list the utility owned assets in each category for each system.

TREATMENT EQUIPMENT:	50 Gallons drum for chem. Storage 1 Chlorine pump
STRUCTURES:	One chemical supply building/General supply building. One 10 feet security fence around plant
OTHER:	N/A

Provide a calculation used to determine the value of one water equivalent residential connection (ERC).

Use one of the following methods:

- (a)

If actual flow data are available from the preceding 12 months, divide the total annual single family residence (SFR) gallons sold by the average number of single family residence customers for the same period and divide the result by 365
- (b)

If no historical flow data are available, use:
ERC = (Total SFR gallons sold (Omit 000) / 365 days / 350 gallons per day)

ERC

NA

Method used:

Other

Customer and Other Information	
Name of the System:	SUN VALLEY FARMS UNIT VI
ADEQ Public Water System Number:	AZ0411111
ADWR PCC Number:	91-000555.0000

Month	Number of Customers					Other Non-Residential
	Single-Family	Multi-Family	Commercial	Turf/Irrigation		
January	227	0	0	0		0
February	228	0	0	0		0
March	229	0	0	0		0
April	228	0	0	0		0
May	229	0	0	0		0
June	227	0	0	0		0
July	227	0	0	0		0
August	228	0	0	0		0
September	231	0	0	0		0
October	231	0	0	0		0
November	233	0	0	0		0
December	238	0	0	0		0

If the system has fire hydrants, what is the fire flow requirements? GPM for hrs.

Does the system have chlorination treatment?

Does the Company have an ADWR Gallons Per Capita Per Day (GPCPD) requirement?

If yes, provide the GPCPD amount:

Is the Water Utility located in an ADWR Active Management Area (AMA)?

If yes, which AMA?

What is the present system connection capacity (in ERCs *) using existing lines?

What is the future system connection capacity (in ERCs *) upon service area buildout?

Describe any plans and estimated completion dates for any enlargements or improvements of this system.

\$895,000 Plant and system upgrade to be done in the fall of 2021.

* an ERC is based on the calculation on the bottom of AR9 page 12.

Sun Valley Farms Unit VI Water Co., Inc.
Annual Report
Utility Shutoffs / Disconnects
12/31/20

Utility Shutoffs / Disconnects	
Name of the System:	SUN VALLEY FARMS UNIT VI
ADEQ Public Water System Number:	AZ0411111
ADWR PCC Number:	91-000555.0000

Month	Termination without Notice R14-2-410.B	Termination with Notice R14-2- 410.C	Other
January	0	0	0
February	0	0	0
March	0	0	0
April	0	0	0
May	0	0	0
June	0	0	0
July	0	0	0
August	0	0	0
September	0	0	0
October	0	0	0
November	0	0	0
December	0	0	0
Total	0	0	0

Other (description):

N/A

Instructions: Fill out the Grey Cells with the relevant information. Input 0 or none if there is nothing recorded in that account or there is no applicable information to report.

Sun Valley Farms Unit VI Water Co., Inc.
Annual Report
Property Taxes
12/31/20

Property Taxes

Amount of actual property taxes paid during Calendar Year 2020 was	
--	--

	\$0
--	-----

If no property taxes paid, explain why. Listed Non-Profit
--

Instructions: Fill out the Grey Cells with the relevant information. Input 0 or none if there is nothing recorded in that account or there is no applicable information to report.

Verification and Sworn Statement (Taxes)

Verification: State of Arizona I, the undersigned of the
(state name)

County of (county name): Pinal
Name (owner or official) title: Jimmy L. Harris
Company name: Sun Valley Farms Unit VI Water Co., Inc.

DO SAY THAT THIS ANNUAL UTILITY PROPERTY TAX AND SALES TAX REPORT TO THE ARIZONA CORPORATION COMMISSION.

FOR THE YEAR ENDING: 12/31/20

HAS BEEN PREPARED UNDER MY DIRECTION, FROM THE ORIGINAL BOOKS, PAPERS AND RECORDS OF SAID UTILITY; THAT I HAVE CAREFULLY EXAMINED THE SAME, AND DECLARE THE SAME TO BE A COMPLETE AND CORRECT STATEMENT OF BUSINESS AND AFFAIRS OF SAID UTILITY FOR THE PERIOD COVERED BY THIS REPORT IN RESPECT TO EACH AND EVERY MATTER AND THING SET FORTH, TO THE BEST OF MY KNOWLEDGE, INFORMATION AND BELIEF.

Sworn Statement: I HEREBY ATTEST THAT ALL PROPERTY TAXES FOR SAID COMPANY ARE CURRENT AND PAID IN FULL.

I HEREBY ATTEST THAT ALL SALES TAXES FOR SAID COMPANY ARE CURRENT AND PAID IN FULL.

signature of owner/official

480-987-1680

telephone no.

SUBSCRIBED AND SWORN TO BEFORE ME A NOTARY PUBLIC
IN AND FOR THE COUNTY

THIS

14th

DAY OF

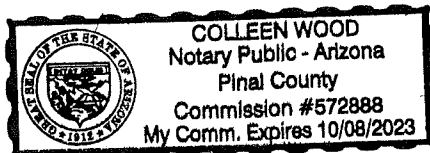
Pinal

(county name)

April 2021
(month) and (year)

MY COMMISSION EXPIRES

10/08/2023
(date)



Colleen Wood
(signature of notary public)

RECEIVED
UTILITIES DIVISION
2021 APR 16 A 11:43
ARIZONA CORPORATION
COMMISSION

Verification and Sworn Statement (Residential Revenue)

Verification:

State of Arizona I, the undersigned of the
(state name)

County of (county name):

Pinal

Name (owner or official) title:

Jimmy L. Harris

Company name:

Sun Valley Farms Unit VI Water Co., Inc.

DO SAY THAT THIS ANNUAL UTILITY PROPERTY TAX AND SALES TAX REPORT TO THE ARIZONA CORPORATION COMMISSION.

FOR THE YEAR ENDING: 12/31/20

HAS BEEN PREPARED UNDER MY DIRECTION, FROM THE ORIGINAL BOOKS, PAPERS AND RECORDS OF SAID UTILITY; THAT I HAVE CAREFULLY EXAMINED THE SAME, AND DECLARE THE SAME TO BE A COMPLETE AND CORRECT STATEMENT OF BUSINESS AND AFFAIRS OF SAID UTILITY FOR THE PERIOD COVERED BY THIS REPORT IN RESPECT TO EACH AND EVERY MATTER AND THING SET FORTH, TO THE BEST OF MY KNOWLEDGE, INFORMATION AND BELIEF.

Sworn Statement:

IN ACCORDANCE WITH THE REQUIREMENTS OF TITLE 40, ARTICLE 8, SECTION 40-401, ARIZONA REVISED STATUTES, IT IS HEREIN REPORTED THAT THE GROSS OPERATING REVENUE OF SAID UTILITY DERIVED FROM ARIZONA INTRASTATE UTILITY OPERATIONS RECEIVED FROM RESIDENTIAL CUSTOMERS DURING THE CALENDAR YEAR WAS:

Arizona Intrastate Gross Operating Revenues Only (\$)

\$244,400

(The amount in the box above includes

\$0 in sales taxes
billed or collected)

[Signature]
signature of owner/official

480-987-1680

telephone no.

SUBSCRIBED AND SWORN TO BEFORE ME A NOTARY PUBLIC
IN AND FOR THE COUNTY

Pinal

(county name)

THIS


14th

DAY OF

April 2021
(month) and (year)

MY COMMISSION EXPIRES

10/08/2023
(date)



Colleen Wood

(signature of notary public)

Verification and Sworn Statement

Verification:

State of Arizona I, the undersigned of the
(state name)

County of (county name):

Pinal

Name (owner or official) title:

Jimmy L. Harris

Company name:

Sun Valley Farms Unit VI Water Co., Inc.

DO SAY THAT THIS ANNUAL UTILITY PROPERTY TAX AND SALES TAX REPORT TO THE ARIZONA CORPORATION COMMISSION.

FOR THE YEAR ENDING: 12/31/20

HAS BEEN PREPARED UNDER MY DIRECTION, FROM THE ORIGINAL BOOKS, PAPERS AND RECORDS OF SAID UTILITY; THAT I HAVE CAREFULLY EXAMINED THE SAME, AND DECLARE THE SAME TO BE A COMPLETE AND CORRECT STATEMENT OF BUSINESS AND AFFAIRS OF SAID UTILITY FOR THE PERIOD COVERED BY THIS REPORT IN RESPECT TO EACH AND EVERY MATTER AND THING SET FORTH, TO THE BEST OF MY KNOWLEDGE, INFORMATION AND BELIEF.

Sworn Statement: IN ACCORDANCE WITH THE REQUIREMENTS OF TITLE 40, ARTICLE 8, SECTION 40-401, ARIZONA REVISED STATUTES, IT IS HEREIN REPORTED THAT THE GROSS OPERATING REVENUE OF SAID UTILITY DERIVED FROM ARIZONA INTRASTATE UTILITY OPERATIONS DURING THE CALENDAR YEAR WAS:

Arizona Intrastate Gross Operating Revenues Only (\$)

\$244,400

(The amount in the box above includes

\$0 in sales taxes

billed or collected)

RECEIVED
UTILITIES DIVISION
2021 APR 16 A 11:43
ARIZONA CORPORATION
COMMISSION

[Signature]
signature of owner/official

480-987-1680

telephone no.

SUBSCRIBED AND SWORN TO BEFORE ME A NOTARY PUBLIC
IN AND FOR THE COUNTY

THIS

14th

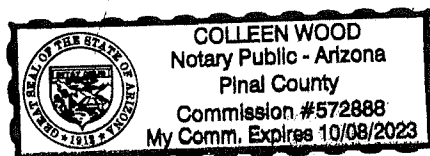
DAY OF

Pinal (county name)

April 2021
(month) and (year)

MY COMMISSION EXPIRES

10/08/2023
(date)



[Signature]
(signature of notary public)