

RECEIVED
UTILITIES DIVISION

2022 MAR 15 P 2:05

ARIZONA CORPORATION
COMMISSION

ANNUAL REPORT

Of

Company Name: **Sun Valley Farms Unit VI Water Co., Inc.**
3698 E. Hashknife Draw Rd

Mailing Address: San Tan Valley AZ
85140

Docket No.: W-02425A
For the Year Ended: 12/31/21

WATER UTILITY

To

Arizona Corporation Commission

Due on April 15th

Email: Util-Compliance@azcc.gov, mail or deliver the completed Annual Report to:

Arizona Corporation Commission
Compliance Section - Utilities Division
1200 West Washington Street
Phoenix, Arizona 85007

Application Type: Original Filing
Application Date: 3/10/2022

ARIZONA CORPORATION COMMISSION
WATER UTILITY ANNUAL REPORT
Sun Valley Farms Unit VI Water Co., Inc.
A Class D Utility

For the Calendar Year Ended: 12/31/21

Primary Address: 3698 E. Hashknife Draw Rd
City: San Tan Valley State: Arizona Zip Code: 85140

Telephone Number: 480-987-1680

Date of Original Organization of Utility: 4/1/1985

Person to whom correspondence should be addressed concerning this report:

Name: Jim Harris
Telephone No. : 480-987-1680
Address: 3698 E. Hashknife Draw Rd
City: San Tan Valley State: Arizona Zip Code: 85140
Email: sunvalleyfarms@msn.com

NA
Name: NA
Telephone No. : NA
Address: NA
City: NA State: arizona Zip Code: NA
Email: NA

NA
Name: NA
Telephone No. : NA
Address: NA
City: NA State: arizona Zip Code: NA
Email: NA

NA
Name: NA
Telephone No. : NA
Address: NA
City: NA State: ARIZONA Zip Code: NA
Email: NA

NA
Name: NA
Telephone No. : NA
Address: NA
City: NA State: ARIZONA Zip Code: NA
Email: NA

Ownership: Association-Cooperative

Counties Served: Pinal

Important changes during the year

No	For those companies not subject to the affiliated interest rules, has there been a change in ownership or direct control during the year?
	If yes, please provide specific details in the box below.
	N/A

No	Has the company been notified by any other regulatory authorities during the year, that they are out of compliance?
	If yes, please provide specific details in the box below.
	N/A

Sun Valley Farms Unit VI Water Co., Inc.
 Annual Report
 Utility Plant in Service (Water)
 12/31/21

Utility Plant in Service (Water)							
Account No.	Description	Beginning Year Original Cost	Current Year Additions	Current Year Retirements	Adjusted Original Cost	Accumulated Depreciation	OCLD (OC less AD)
301	Organization	\$0	\$0	\$0	\$0	\$0	\$0
302	Franchises	0	0	0	0	0	0
303	Land and Land Rights	0	0	0	0	0	0
304	Structures and Improvements	26,431	0	0	26,431	23,497	2,934
305	Collecting & Improving Reservoirs	0	0	0	0	0	0
306	Lake, River, Canal Intakes	0	0	0	0	0	0
307	Wells and Springs	0	0	0	0	0	0
308	Infiltration Galleries	0	0	0	0	0	0
309	Supply Mains	0	0	0	0	0	0
310	Power Generation Equipment	0	0	0	0	0	0
311	Pumping Equipment	0	0	0	0	0	0
320	Water Treatment Equipment	0	0	0	0	0	0
320.1	Water Treatment Plants	0	0	0	0	0	0
320.2	Solution Chemical Feeders	0	0	0	0	0	0
320.3	Point-of-Use Treatment Devices	0	0	0	0	0	0
330	Distribution Reservoirs and Standpipes	0	0	0	0	0	0
330.1	Storage Tanks	0	0	0	0	0	0
330.2	Pressure Tanks	0	0	0	0	0	0
331	Transmission and Distribution Mains	163,920	0	0	163,920	95,061	68,859
333	Services	0	0	0	0	0	0
334	Meters and Meter Installations	150,720	25,927	0	176,647	123,154	53,493
335	Hydrants	5,917	0	0	5,917	236	5,681
336	Backflow Prevention Devices	0	0	0	0	0	0
339	Other Plant and Misc. Equipment	127,414	0	0	127,414	16,998	110,416
340	Office Furniture and Equipment	11,532	654	0	12,186	11,554	633
340.1	Computer & Software	11,532	1,784	0	13,316	11,710	1,606
341	Transportation Equipment	0	0	0	0	0	0
342	Stores Equipment	0	0	0	0	0	0
343	Tools, Shop and Garage Equipment	15,506	488	0	15,994	13,532	2,461
344	Laboratory Equipment	2,634	0	0	2,634	1,872	762
345	Power Operated Equipment	55,000	0	0	55,000	4,125	50,875
346	Communication Equipment	0	0	0	0	0	0
347	Miscellaneous Equipment	0	0	0	0	0	0
348	Other Tangible Plant	0	0	0	0	0	0
	Totals	\$570,606	\$28,853	\$0	\$599,459	\$301,740	\$297,719

Sun Valley Farms Unit V1 Water Co., Inc.
Annual Report
Depreciation Expense for the Current Year (Water)
12/31/21

Depreciation Expense for the Current Year (Water)									
Account No.	Description	Beginning Year Original Cost	Current Year Additions	Current Year Retirements	Adjusted Original Cost	Fully Depreciated/Non-depreciable Plant	Depreciable Plant	Depreciation Percentages	Depreciation Expense
301	Organization	\$0	\$0	\$0	\$0	\$0	\$0	0.00%	\$0
302	Franchises	0	0	0	0	0	0	0.00%	0
303	Land and Land Rights	0	0	0	0	0	0	0.00%	0
304	Structures and Improvements	26,431	0	0	26,431	0	26,431	3.33%	880
305	Collecting & Improving Reservoirs	0	0	0	0	0	0	2.50%	0
306	Lake, River, Canal Intakes	0	0	0	0	0	0	2.50%	0
307	Wells and Springs	0	0	0	0	0	0	3.33%	0
308	Infiltration Galleries	0	0	0	0	0	0	0.00%	0
309	Supply Mains	0	0	0	0	0	0	2.00%	0
310	Power Generation Equipment	0	0	0	0	0	0	5.00%	0
311	Pumping Equipment	0	0	0	0	0	0	12.50%	0
320	Water Treatment Equipment	0	0	0	0	0	0	0.00%	0
320.1	Water Treatment Plants	0	0	0	0	0	0	3.33%	0
320.2	Solution Chemical Feeders	0	0	0	0	0	0	20.00%	0
320.3	Point-of-Use Treatment Devices	0	0	0	0	0	0	10.00%	0
330	Distribution Reservoirs and Standpipes	0	0	0	0	0	0	0.00%	0
330.1	Storage Tanks	0	0	0	0	0	0	2.22%	0
330.2	Pressure Tanks	0	0	0	0	0	0	5.00%	0
331	Transmission and Distribution Mains	163,920	0	0	163,920	0	163,920	2.00%	3,278
333	Services	0	0	0	0	0	0	3.33%	0
334	Meters and Meter Installations	150,720	25,927	0	176,647	0	176,647	8.33%	13,635
335	Hydrants	5,917	0	0	5,917	0	5,917	2.00%	118
336	Backflow Prevention Devices	0	0	0	0	0	0	6.67%	0
339	Other Plant and Misc. Equipment	127,414	0	0	127,414	0	127,414	6.67%	8,499
340	Office Furniture and Equipment	11,532	654	0	12,186	11,532	654	6.67%	22
340.1	Computer & Software	11,532	1,784	0	13,316	0	13,316	20.00%	635
341	Transportation Equipment	0	0	0	0	0	0	20.00%	0
342	Stores Equipment	0	0	0	0	0	0	4.00%	0
343	Tools, Shop and Garage Equipment	15,506	488	0	15,994	0	15,994	5.00%	787
344	Laboratory Equipment	2,634	0	0	2,634	0	2,634	10.00%	263
345	Power Operated Equipment	55,000	0	0	55,000	0	55,000	5.00%	2,750
346	Communication Equipment	0	0	0	0	0	0	10.00%	0
347	Miscellaneous Equipment	0	0	0	0	0	0	10.00%	0
348	Other Tangible Plant	0	0	0	0	0	0	0.00%	0
	Subtotal	\$570,606	\$28,853	\$0	\$599,459	\$11,532	\$587,927		\$30,868

Contribution(s) in Aid of Construction (Gross) \$52,641
Less: Non Amortizable Contribution(s) 0
Fully Amortized Contribution(s) 0
Amortizable Contribution(s) \$52,641
Times: Proposed Amortization Rate 5.25%
Amortization of CIAC \$2,764

Less: Amortization of CIAC \$2,764

DEPRECIATION EXPENSE \$28,105

Sun Valley Farms Unit VI Water Co., Inc.
 Annual Report
 Balance Sheet Assets
 12/31/21

Balance Sheet Assets				
	Assets		Balance at Beginning of Year (2021)	Balance at End of Year (2021)
Account No.	Current and Accrued Assets			
131	Cash		\$17,922	\$11,988
134	Working Funds		0	0
135	Temporary Cash Investments		0	0
141	Customer Accounts Receivable		82,968	30,359
146	Notes Receivable from Associated Companies		0	0
151	Plant Material and Supplies		0	0
162	Prepayments		0	0
174	Miscellaneous Current and Accrued Assets		0	0
	Total Current and Accrued Assets		\$100,890	\$42,347
Account No.	Fixed Assets			
101	Utility Plant in Service*		\$570,606	\$599,459
103	Property Held for Future Use		0	0
105	Construction Work in Progress		0	13,364
108	Accumulated Depreciation (enter as negative)*		(271,641)	(301,740)
121	Non-Utility Property		0	0
122	Accumulated Depreciation - Non Utility		0	0
	Total Fixed Assets		\$298,965	\$311,082
	Total Assets		\$399,855	\$353,429

*Note these items feed automatically from AR3 UPIS Page 4

Sun Valley Farms Unit VI Water Co., Inc.
 Annual Report
 Balance Sheet Liabilities and Owners Equity

Balance Sheet Liabilities and Owners Equity				
	Liabilities		Balance at Beginning of Year (2021)	Balance at End of Year (2021)
Account No.	Current Liabilities			
231	Accounts Payable		\$0	\$3,987
232	Notes Payable (Current Portion)		0	0
234	Notes Payable to Associated Companies		0	0
235	Customer Deposits		0	0
236	Accrued Taxes		0	0
237	Accrued Interest		0	0
242	Miscellaneous Current and Accrued Liabilities		0	0
	Total Current Liabilities		\$0	\$3,987
	Long Term Debt			
224	Long Term Debt (Notes and Bonds)		\$0	\$11,000
	Deferred Credits			
251	Unamortized Premium on Debt		\$0	\$0
252	Advances in Aid of Construction		0	0
255	Accumulated Deferred Investment Tax Credits		0	0
271	Contributions in Aid of Construction		0	0
272	Less: Amortization of Contributions		0	0
281	Accumulated Deferred Income Tax		0	0
	Total Deferred Credits		\$0	\$0
	Total Liabilities		\$0	\$14,987
	Capital Accounts			
201	Common Stock Issued		\$173,513	\$173,513
211	Other Paid-In Capital		119,457	119,457
215	Retained Earnings		106,885	45,472
218	Proprietary Capital (Sole Props and Partnerships)		0	0
	Total Capital		\$399,855	\$338,442
	Total Liabilities and Capital		\$399,855	\$353,429

Note: Total liabilities and Capital must match total assets for the beginning and end of the year!

Sun Valley Farms Unit VI Water Co., Inc.
Annual Report
Water Comparative Income Statement
12/31/21

Water Comparative Income Statement			
Account No.	Calendar Year	Current Year 01/01/2021 - 12/31/2021	Last Year 01/01/2020 - 12/31/2020
	Operating Revenue		
461	Metered Water Revenue	\$70,478	\$43,998
460	Unmetered Water Revenue	73,189	58,590
462	Fire Protection Revenue	0	0
469	Guaranteed Revenues (Surcharges)	131,933	137,717
471	Miscellaneous Service Revenues	0	0
474	Other Water Revenue	2,924	4,095
	Total Revenues	\$278,524	\$244,400
	Operating Expenses		
601	Salaries and Wages	\$0	\$0
604	Employee Pensions and Benefits	0	0
610	Purchased Water	210,633	136,666
615	Purchased Power	2,363	1,282
618	Chemicals	0	0
620	Materials and Supplies	2,251	628
620.1	Repairs and Maintenance	9,628	7,262
620.2	Office Supplies and Expense	16,609	9,027
630	Contractual Services	0	0
631	Contractual Services - Engineering	0	0
632	Contractual Services - Accounting	18,563	0
633	Contractual Services - Legal	0	0
634	Contractual Services - Management Fees	0	0
635	Contractual Services - Water Testing	3,229	3,253
636	Contractual Services - Other	3,000	0
640	Rents	0	0
641	Rental of Building/Real Property	0	0
642	Rental of Equipment	845	0
650	Transportation Expenses	3,868	0
657	Insurance - General Liability	4,619	613
657.1	Insurance - Health and Life	0	0
665	Regulatory Commission Expense - Rate	10	0
670	Bad Debt Expense	0	0
675	Miscellaneous Expense	716	12,699
403	Depreciation Expense (From Schedule AR4)	28,105	27,939
408	Taxes Other Than Income	0	0
408.11	Property Taxes	0	0
409	Income Taxes	0	0
427.1	Customer Security Deposit Interest	0	0
	Total Operating Expenses	\$304,437	\$199,370
	Operating Income / (Loss)	(\$25,914)	\$45,030
	Other Income / (Expense)		
419	Interest and Dividend Income	\$0	\$0
421	Non-Utility Income	0	0
426	Miscellaneous Non-Utility (Expense)	0	0
427	Interest (Expense)	(2,968)	0
	Total Other Income / (Expense)	(\$2,968)	\$0
	Net Income / (Loss)	(\$28,882)	\$45,030

Sun Valley Farms Unit VI Water Co., Inc.
 Annual Report
 Full time equivalent employees
 12/31/21

Full time equivalent employees

	Direct Company	Allocated	Outside service	Total
President	0.0	0.0	0.0	0.0
Vice-president	0.0	0.0	0.0	0.0
Manager	0.0	0.0	0.0	0.0
Engineering Staff	0.0	0.0	0.0	0.0
System Operator(s)	0.0	0.0	0.0	0.0
Meter reader	0.0	0.0	0.1	0.1
Customer Service	0.0	0.0	0.0	0.0
Accounting	0.0	0.0	0.5	0.5
Business Office	0.0	0.0	0.5	0.5
Rates Department	0.0	0.0	0.0	0.0
Administrative Staff	0.0	0.0	0.0	0.0
Other	0.0	0.0	0.0	0.0
Total	0.0	0.0	1.0	1.0

Sun Valley Farms Unit VI Water Co., Inc.
 Annual Report
 Supplemental Financial Data (Long-Term Debt)
 12/31/21

Supplemental Financial Data (Long-Term Debt)				
	Loan #1	Loan #2	Loan #3	Loan #4
Date Issued	10/2/2020	1/0/1900	1/0/1900	1/0/1900
Source of Loan	WIFA	0	0	0
ACC Decision No.	77735	0	0	0
Reason for Loan	Repairs	0	0	0
Dollar Amt. Issued	\$891,000	\$0	\$0	\$0
Amount Outstanding	\$265,000	\$0	\$0	\$0
Date of Maturity	1/0/1900	1/0/1900	1/0/1900	1/0/1900
Interest Rate	0.00%	0.00%	0.00%	0.00%
Current Year Interest	\$0	\$0	\$0	\$0
Current Year Principal	\$0	\$0	\$0	\$0

Meter Deposit Balance at Test Year End:	\$0
---	-----

Meter Deposits Refunded During the Test Year:	\$0
---	-----

List all bonds, notes, loans, and other types of indebtedness in which the proceeds were used in the provision of public utility service. Indebtedness incurred for personal uses by the owner of the utility should not be listed. Input 0 or none if there is nothing to report for that cell.

Water Utility Plant Description

Name of the System:	SUN VALLEY FARMS UNIT VI		
ADEQ Public Water System Number:	AZ0411111		
ADWR PCC Number:	91-000555.0000		

MAINS		
Sizes (inches)	Material	Length (feet)
4.00	ACP. DIP. PVC	20,058
6.00	ACP. DIP. PVC	32,175
0.00	NA	0
0.00	NA	0
0.00	NA	0
0.00	NA	0
0.00	NA	0
0.00	NA	0
0.00	NA	0
0.00	NA	0
0.00	NA	0
0.00	NA	0
0.00	NA	0
0.00	NA	0
0.00	NA	0

CUSTOMER METERS			
Size (inches)	Quantity	Percent over 1,000,000 gallons	Percent over 10 years old
1	267	85%	85%
na	0	0%	0%
na	0	0%	0%
na	0	0%	0%
na	0	0%	0%
na	0	0%	0%
na	0	0%	0%
na	0	0%	0%
na	0	0%	0%
na	0	0%	0%
na	0	0%	0%
na	0	0%	0%
na	0	0%	0%
na	0	0%	0%
na	0	0%	0%
na	0	0%	0%
na	0	0%	0%
na	0	0%	0%
na	0	0%	0%
na	0	0%	0%
na	0	0%	0%
na	0	0%	0%

SERVICE LINES			
Material	Percent of system	Year installed	
PVC	80%	15 to '19	
Copper	3%	2015	
Copper	22%	2021	
NA	0%	0	
NA	0%	0	

BOOSTER PUMPS			
Horsepower	GPM	Quantity	
15	250 Gallon per Minute	2	
0		0	0
0		0	0
0		0	0

FIRE HYDRANTS	
Type	Quantity
Standard *	6
Other	0

STORAGE TANKS			
Capacity (gallons)	Material	Quantity	Year installed
250,000	Steel	1	2022
0	0	0	0
0	0	0	0
0	0	0	0
0	0	0	0
0	0	0	0

PRESSURE/BLADDER TANKS			
Capacity (gallons)	Material	Quantity	Year installed
5,000	steel	1	2005
0	0	0	0
0	0	0	0
0	0	0	0
0	0	0	0
0	0	0	0

* A standard fire hydrant has two 2.5 inch hose connection nozzles with 7.5 threads per inch, and one 4.5 inch pumper connection nozzle with 4 threads per inch.

Water Utility Plant Description (Continued)
--

For the following three items, list the utility owned assets in each category for each system.

TREATMENT EQUIPMENT:	50 Gallons drum for chem. Storage
STRUCTURES:	One chemical supply building/General supply building. One 10 feet security fence around plant
OTHER:	N/A

Provide a calculation used to determine the value of one water equivalent residential connection (ERC).

Use one of the following methods:

- (a) If actual flow data are available from the preceding 12 months, divide the total annual single family residence (SFR) gallons sold by the average number of single family residence customers for the same period and divide the result by
- (b) If no historical flow data are available, use:

$$ERC = (\text{Total SFR gallons sold (Omit 000)} / 365 \text{ days} / 350 \text{ gallons per day})$$

ERC

NA

 Method used:

Other

Sun Valley Farms Unit VI Water Co., Inc.
 Annual Report
 Customer and Other Information
 12/31/21

Customer and Other Information	
Name of the System:	SUN VALLEY FARMS UNIT VI
ADEQ Public Water System Number:	AZ0411111
ADWR PCC Number:	91-000555.0000

Month	Number of Customers				Other Non-Residential
	Single-Family	Multi-Family	Commercial	Turf/Irrigation	
January	238	0	0	0	0
February	237	0	0	0	0
March	236	0	0	0	0
April	240	0	0	0	0
May	253	0	0	0	0
June	261	0	0	0	0
July	264	0	0	0	0
August	262	0	0	0	0
September	263	0	0	0	0
October	266	0	0	0	0
November	266	0	0	0	0
December	267	0	0	0	0

If the system has fire hydrants, what is the fire flow requirements? GPM for hrs.

Does the system have chlorination treatment?

Does the Company have an ADWR Gallons Per Capita Per Day (GPCPD) requirement?
 If yes, provide the GPCPD amount:

Is the Water Utility located in an ADWR Active Management Area (AMA)?
 If yes, which AMA?

What is the present system connection capacity (in ERCs *) using existing lines?

What is the future system connection capacity (in ERCs *) upon service area buildout?

Describe any plans and estimated completion dates for any enlargements or improvements of this system.

* an ERC is based on the calculation on the bottom of AR9 page 12.

Sun Valley Farms Unit VI Water Co., Inc.
Annual Report
 Utility Shutoffs / Disconnects
 12/31/21

Utility Shutoffs / Disconnects	
Name of the System:	SUN VALLEY FARMS UNIT VI
ADEQ Public Water System Number:	AZ0411111
ADWR PCC Number:	91-000555.0000

Month	Termination without Notice R14-2-410.B	Termination with Notice R14-2-410.C	Other
January	0	47	0
February	0	32	0
March	0	22	0
April	0	22	0
May	0	34	0
June	0	36	0
July	0	31	0
August	0	34	0
September	0	26	0
October	0	47	0
November	0	37	0
December	0	24	0
Total	0	392	0

Other (description): N/A

Instructions: Fill out the Grey Cells with the relevant information. Input 0 or none if there is nothing recorded in that account or there is no applicable information to report.

Sun Valley Farms Unit VI Water Co., Inc.
Annual Report
Property Taxes
12/31/21

Property Taxes	
Amount of actual property taxes paid during Calendar Year 2021 was	\$0

If no property taxes paid, explain why.

Listed Non-Profit

Instructions: Fill out the Grey Cells with the relevant information. Input 0 or none if there is nothing recorded in that account or there is no applicable information to report.

Verification and Sworn Statement (Taxes)

Verification: State of Arizona I, the undersigned of the
(state name)

County of (county name): Pinal
Name (owner or official) title: Jimmy L. Harris
Company name: Sun Valley Farms Unit VI Water Co., Inc.

DO SAY THAT THIS ANNUAL UTILITY PROPERTY TAX AND SALES TAX REPORT TO THE ARIZONA CORPORATION COMMISSION.

FOR THE YEAR ENDING: 12/31/21

HAS BEEN PREPARED UNDER MY DIRECTION, FROM THE ORIGINAL BOOKS, PAPERS AND RECORDS OF SAID UTILITY; THAT I HAVE CAREFULLY EXAMINED THE SAME, AND DECLARE THE SAME TO BE A COMPLETE AND CORRECT STATEMENT OF BUSINESS AND AFFAIRS OF SAID UTILITY FOR THE PERIOD COVERED BY THIS REPORT IN RESPECT TO EACH AND EVERY MATTER AND THING SET FORTH, TO THE BEST OF MY KNOWLEDGE, INFORMATION AND BELIEF.

Sworn Statement: I HEREBY ATTEST THAT ALL PROPERTY TAXES FOR SAID COMPANY ARE CURRENT AND PAID IN FULL.

I HEREBY ATTEST THAT ALL SALES TAXES FOR SAID COMPANY ARE CURRENT AND PAID IN FULL.

RECEIVED
UTILITIES DIVISION
2022 MAR 15 P 2:06
ARIZONA CORPORATION
COMMISSION

[Signature]
signature of owner/official
480-987-1680
telephone no.

SUBSCRIBED AND SWORN TO BEFORE ME A NOTARY PUBLIC
IN AND FOR THE COUNTY

THIS

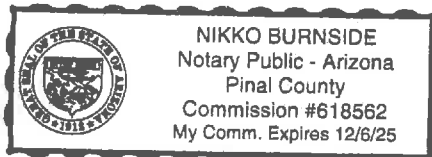
March 11, 2022 DAY OF

Pinal
(county name)
March 2022
(month) and (year)

MY COMMISSION EXPIRES

NB
3/11/22
(date)
12/6/25

[Signature]
(signature of notary public)



Verification and Sworn Statement

Verification:

State of Arizona I, the undersigned of the
 (state name)
 County of (county name): Pinal
 Name (owner or official) title: Jimmy L. Harris
 Company name: Sun Valley Farms Unit VI Water Co., Inc.

DO SAY THAT THIS ANNUAL UTILITY PROPERTY TAX AND SALES TAX REPORT TO THE ARIZONA CORPORATION COMMISSION.

FOR THE YEAR ENDING: 12/31/21

HAS BEEN PREPARED UNDER MY DIRECTION, FROM THE ORIGINAL BOOKS, PAPERS AND RECORDS OF SAID UTILITY; THAT I HAVE CAREFULLY EXAMINED THE SAME, AND DECLARE THE SAME TO BE A COMPLETE AND CORRECT STATEMENT OF BUSINESS AND AFFAIRS OF SAID UTILITY FOR THE PERIOD COVERED BY THIS REPORT IN RESPECT TO EACH AND EVERY MATTER AND THING SET FORTH, TO THE BEST OF MY KNOWLEDGE, INFORMATION AND BELIEF.

Sworn Statement: IN ACCORDANCE WITH THE REQUIREMENTS OF TITLE 40, ARTICLE 8, SECTION 40-401. ARIZONA REVISED STATUTES, IT IS HEREIN REPORTED THAT THE GROSS OPERATING REVENUE OF SAID UTILITY DERIVED FROM ARIZONA INTRASTATE UTILITY OPERATIONS DURING THE CALENDAR YEAR WAS:

RECEIVED
 UTILITIES DIVISION
 2022 MAR 15 P 2:06
 ARIZONA CORPORATION
 COMMISSION

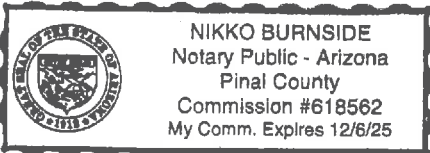
Arizona Intrastate Gross Operating Revenues Only (\$)

\$278,524

(The amount in the box above includes

\$0 in sales taxes
 billed or collected)

[Signature]
 signature of owner/official
 480-987-1680
 telephone no.



SUBSCRIBED AND SWORN TO BEFORE ME A NOTARY PUBLIC
 IN AND FOR THE COUNTY Pinal

THIS March 11, 2022 DAY OF March 2022
 (month) and (year)

MY COMMISSION EXPIRES 12/6/25
 (date)

[Signature]
 (signature of notary public)

Verification and Sworn Statement (Residential Revenue)

Verification:

State of Arizona I, the undersigned of the
(state name)

County of (county name): Pinal
Name (owner or official) title: Jimmy L. Harris
Company name: Sun Valley Farms Unit VI Water Co., Inc.

DO SAY THAT THIS ANNUAL UTILITY PROPERTY TAX AND SALES TAX REPORT TO THE ARIZONA CORPORATION COMMISSION.

FOR THE YEAR ENDING: 12/31/21

HAS BEEN PREPARED UNDER MY DIRECTION, FROM THE ORIGINAL BOOKS, PAPERS AND RECORDS OF SAID UTILITY; THAT I HAVE CAREFULLY EXAMINED THE SAME, AND DECLARE THE SAME TO BE A COMPLETE AND CORRECT STATEMENT OF BUSINESS AND AFFAIRS OF SAID UTILITY FOR THE PERIOD COVERED BY THIS REPORT IN RESPECT TO EACH AND EVERY MATTER AND THING SET FORTH, TO THE BEST OF MY KNOWLEDGE, INFORMATION AND BELIEF.

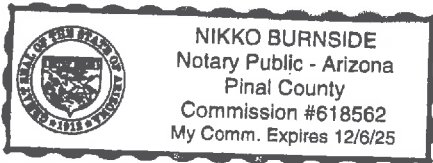
Sworn Statement: IN ACCORDANCE WITH THE REQUIREMENTS OF TITLE 40, ARTICLE 8, SECTION 40-401, ARIZONA REVISED STATUTES. IT IS HEREIN REPORTED THAT THE GROSS OPERATING REVENUE OF SAID UTILITY DERIVED FROM ARIZONA INTRASTATE UTILITY OPERATIONS RECEIVED FROM RESIDENTIAL CUSTOMERS DURING THE CALENDAR YEAR WAS:

Arizona Intrastate Gross Operating Revenues Only (\$)

\$278,524

(The amount in the box above includes

\$0 in sales taxes billed or collected)



[Signature]
signature of owner/official
480-987-1680
telephone no.

SUBSCRIBED AND SWORN TO BEFORE ME A NOTARY PUBLIC
IN AND FOR THE COUNTY

Pinal
(county name)

THIS

March 11, 2022

DAY OF

March 2022
(month) and (year)

MY COMMISSION EXPIRES

12/6/25
(date)

[Signature]
(signature of notary public)

RECEIVED
UTILITIES DIVISION
2022 MAR 15 P 2:06
ARIZONA CORPORATION
COMMISSION

Sun Valley Farms Unit VI Water Co., Inc.
Annual Report
Full Gross-up Method for Income Tax Statement of Certification
12/31/21

Full Gross-up Method for Income Tax Statement of Certification

Verification:

State of Arizona I, the undersigned of the
(state name)

County of (county name): Pinal
Name (owner or official) title: Jimmy L. Harris
Company name: Sun Valley Farms Unit VI Water Co., Inc.

FOR THE YEAR ENDING: 12/31/21

Sworn Statement:

IN ACCORDANCE WITH THE REQUIREMENTS OF DECISION NO. 77084, BECAUSE THE UTILITY REQUIRES THE GROSS UP OF ADVANCES AND CONTRIBUTIONS, I HEREBY STATE THAT THE UTILITY HAS NOT INCURRED NOR IS EXPECTED TO INCUR A NET INCREASE IN CURRENT INCOME TAX EXPENSE OR A DECREASE IN DEFERRED TAX ASSET FOR A CARRY FORWARD ACCORDING TO GAAP IN AN AMOUNT EQUAL TO OR GREATER THAN THE AMOUNT OF THE REQUIRED GROSS UP PAID BY DEVELOPERS IN THE PERIOD COVERED BY THIS ANNUAL REPORT.

RECEIVED
UTILITIES DIVISION
2022 MAR 15 P 2:06
ARIZONA CORPORATION
COMMISSION

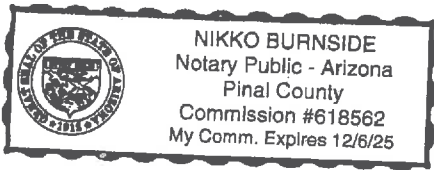
[Signature]
signature of owner/official
480-987-1680
telephone no.

SUBSCRIBED AND SWORN TO BEFORE ME A NOTARY PUBLIC
IN AND FOR THE COUNTY

Pinal
(county name)

THIS March 11, 2022 DAY OF March 2022
(month) and (year)

MY COMMISSION EXPIRES 12/6/25
(date)



[Signature]
(signature of notary public)