

ANNUAL REPORT

Of

Company Name: **Sun Valley Farms Unit VI Water Co., Inc.**
3698 E. Hashknife Draw Rd

Mailing Address: San Tan Valley AZ
85140

Docket No.: W-02425A
For the Year Ended: 12/31/19

**RECEIVED
BY EMAIL**

8/07/2020 9:55 AM

ARIZONA CORPORATION COMMISSION
UTILITIES DIVISION

WATER UTILITY

To

Arizona Corporation Commission

Due on April 15th

Email: rdelafuente@azcc.gov, mail or deliver the completed Annual Report to:
Arizona Corporation Commission
Compliance Section - Utilities Division
1200 West Washington Street
Phoenix, Arizona 85007

Application Type: Original Filing
Application Date: 4/15/2020

ARIZONA CORPORATION COMMISSION
WATER UTILITY ANNUAL REPORT
Sun Valley Farms Unit VI Water Co., Inc.
A Class ☐ Utility

For the Calendar Year Ended: 12/31/19

Primary Address: 3698E.Hashknife Draw Rd.
City: San Tan Valley State: Arizona Zip Code: 85140

Telephone Number: (480) 987-1680

Date of Original Organization of Utility: 4/1/1985

Person to whom correspondence should be addressed concerning this report:

Name: Jim Harris
Telephone No.: (480) 987-1680
Address: 3698E.Hashknife Draw Rd.
City: San Tan Valley State: Arizona Zip Code: 85140
Email: sunvalleyfarms@msn.com

On-Site Manager

Name: Same as above
Telephone No.: N/A
Address:
City: State: Zip Code:
Email:

Name:
Telephone No.:
Address:
City: State: Zip Code:
Email:

Name:
Telephone No.:
Address:
City: State: Zip Code:
Email:

Name:
Telephone No.:
Address:
City: State: Zip Code:
Email:

Ownership: Association--Cooperative

Counties Served: Pinal

ARIZONA CORPORATION COMMISSION
WATER UTILITY ANNUAL REPORT
Sun Valley Farms Unit VI Water Co., Inc.

Important changes during the year	
-----------------------------------	--

No	For those companies not subject to the affiliated interest rules, has there been a change in ownership or direct control during the year?
	If yes, please provide specific details in the box below.
	NO

No	Has the company been notified by any other regulatory authorities during the year, that they are out of compliance?
	If yes, please provide specific details in the box below.
	NO

Account No.	Description	Beginning Year	Original Cost	Current Year	Additions	Current Year	Retirements	Adjusted Original	Cost	Accumulated	Depreciation	OCLD (OC less AD)
301	Organization		\$0		\$0		\$0		\$0		\$0	\$0
302	Franchises		0		0		0		0		0	0
303	Land and Land Rights		0		0		0		0		0	0
304	Structures and Improvements		26,431		0		0		26,431		21,737	4,695
305	Collecting & Improving Reservoirs		0		0		0		0		0	0
306	Lake, River, Canal Intakes		0		0		0		0		0	0
307	Wells and Springs		0		0		0		0		0	0
308	Infiltration Galleries		0		0		0		0		0	0
309	Supply Mains		0		0		0		0		0	0
310	Power Generation Equipment		0		0		0		0		0	0
311	Pumping Equipment		0		0		0		0		94,760	(94,760)
320	Water Treatment Equipment		0		0		0		0		0	0
320.1	Water Treatment Plants		21,729		0		0		21,729		10,036	11,692
320.2	Solution Chemical Feeders		0		0		0		0		0	0
320.3	Point-of-Use Treatment Devices		0		0		0		0		0	0
330	Distribution Reservoirs and Standpipes		0		0		0		0		0	0
330.1	Storage Tanks		56,996		0		56,996		0		56,996	(56,996)
330.2	Pressure Tanks		10,926		0		10,926		(0)		10,926	(10,926)
331	Transmission and Distribution Mains		163,920		0		0		163,920		88,505	75,415
333	Services		0		0		0		0		0	0
334	Meters and Meter Installations		141,037		0		0		141,037		97,367	43,670
335	Hydramts		5,917		0		0		5,917		0	5,917
336	Backflow Prevention Devices		0		0		0		0		0	0
339	Other Plant and Misc. Equipment		127,414		0		0		127,414		0	127,414
340	Office Furniture and Equipment		11,532		0		0		11,532		11,532	(0)
340.1	Computer & Software		11,532		0		0		11,532		8,769	2,763
341	Transportation Equipment		0		0		0		0		0	0
342	Stores Equipment		0		0		0		0		0	0
343	Tools, Shop and Garage Equipment		15,506		0		0		15,506		11,970	3,536
344	Laboratory Equipment		2,634		0		0		2,634		1,346	1,288
345	Power Operated Equipment		0		0		0		0		0	0
346	Communication Equipment		0		0		0		0		0	0
347	Miscellaneous Equipment		0		0		0		0		0	0
348	Other Tangible Plant		0		0		0		0		0	0
Totals			\$595,574		\$0		\$67,922		\$527,652		\$413,945	\$113,707

Account No.	Description	Beginning Year	Original Cost	Current Year	Current Year	Current Year	Original Cost	Fully	Depreciable/Non-	Depreciable	Depreciation	Percentages	Depreciation	Expense
301	Organization	\$0	\$0	\$0	\$0	\$0	\$0	depreciable Plant	\$0	\$0	0.00%	0.00%	\$0	\$0
302	Franchises	\$0	\$0	\$0	\$0	\$0	\$0	depreciable Plant	\$0	\$0	0.00%	0.00%	\$0	\$0
303	Land and Land Rights	\$0	\$0	\$0	\$0	\$0	\$0	depreciable Plant	\$0	\$0	0.00%	0.00%	\$0	\$0
304	Structures and Improvements	\$0	\$0	\$0	\$0	\$0	\$0	depreciable Plant	\$0	\$0	0.00%	0.00%	\$0	\$0
305	Collecting & Improving Reservoirs	26,431	\$0	\$0	\$0	\$0	26,431	depreciable Plant	\$0	26,431	0.00%	3.35%	\$0	885
306	Lake, River, Canal Intakes	\$0	\$0	\$0	\$0	\$0	\$0	depreciable Plant	\$0	\$0	0.00%	0.00%	\$0	\$0
307	Wells and Springs	\$0	\$0	\$0	\$0	\$0	\$0	depreciable Plant	\$0	\$0	0.00%	0.00%	\$0	\$0
308	Infiltration Galleries	\$0	\$0	\$0	\$0	\$0	\$0	depreciable Plant	\$0	\$0	0.00%	0.00%	\$0	\$0
309	Supply Mains	\$0	\$0	\$0	\$0	\$0	\$0	depreciable Plant	\$0	\$0	0.00%	0.00%	\$0	\$0
310	Power Generation Equipment	\$0	\$0	\$0	\$0	\$0	\$0	depreciable Plant	\$0	\$0	0.00%	0.00%	\$0	\$0
311	Pumping Equipment	\$0	\$0	\$0	\$0	\$0	\$0	depreciable Plant	\$0	\$0	0.00%	0.00%	\$0	\$0
320	Water Treatment Equipment	\$0	\$0	\$0	\$0	\$0	\$0	depreciable Plant	\$0	\$0	0.00%	0.00%	\$0	\$0
320.1	Water Treatment Plants	21,729	\$0	\$0	\$0	\$0	21,729	depreciable Plant	\$0	21,729	0.00%	5.00%	\$0	1,086
320.2	Solution Chemical Feeders	\$0	\$0	\$0	\$0	\$0	\$0	depreciable Plant	\$0	\$0	0.00%	0.00%	\$0	\$0
320.3	Point-of-Use Treatment Devices	\$0	\$0	\$0	\$0	\$0	\$0	depreciable Plant	\$0	\$0	0.00%	0.00%	\$0	\$0
330	Distribution Reservoirs and Standpipes	\$0	\$0	\$0	\$0	\$0	\$0	depreciable Plant	\$0	\$0	0.00%	0.00%	\$0	\$0
330.1	Storage Tanks	\$0	\$0	\$0	\$0	\$0	\$0	depreciable Plant	\$0	\$0	0.00%	0.00%	\$0	\$0
330.2	Pressure Tanks	56,996	\$0	\$0	\$0	\$0	56,996	depreciable Plant	\$0	56,996	0.00%	0.00%	\$0	\$0
331	Transmission and Distribution Mains	163,920	\$0	\$0	\$0	\$0	163,920	depreciable Plant	\$0	163,920	0.00%	0.00%	\$0	\$0
333	Services	\$0	\$0	\$0	\$0	\$0	\$0	depreciable Plant	\$0	\$0	0.00%	0.00%	\$0	\$0
334	Meters and Meter Installations	141,037	\$0	\$0	\$0	\$0	141,037	depreciable Plant	\$0	141,037	0.00%	0.00%	\$0	\$0
335	Hydrants	5,917	\$0	\$0	\$0	\$0	5,917	depreciable Plant	\$0	5,917	0.00%	0.00%	\$0	\$0
336	Backflow Prevention Devices	\$0	\$0	\$0	\$0	\$0	\$0	depreciable Plant	\$0	\$0	0.00%	0.00%	\$0	\$0
339	Other Plant and Misc. Equipment	127,414	\$0	\$0	\$0	\$0	127,414	depreciable Plant	\$0	127,414	0.00%	0.00%	\$0	\$0
340	Office Furniture and Equipment	11,532	\$0	\$0	\$0	\$0	11,532	depreciable Plant	\$0	11,532	0.00%	0.00%	\$0	\$0
340.1	Computer & Software	11,532	\$0	\$0	\$0	\$0	11,532	depreciable Plant	\$0	11,532	0.00%	0.00%	\$0	\$0
341	Transportation Equipment	\$0	\$0	\$0	\$0	\$0	\$0	depreciable Plant	\$0	\$0	0.00%	0.00%	\$0	\$0
342	Stores Equipment	\$0	\$0	\$0	\$0	\$0	\$0	depreciable Plant	\$0	\$0	0.00%	0.00%	\$0	\$0
343	Tools, Shop and Garage Equipment	15,506	\$0	\$0	\$0	\$0	15,506	depreciable Plant	\$0	15,506	0.00%	0.00%	\$0	\$0
344	Laboratory Equipment	2,634	\$0	\$0	\$0	\$0	2,634	depreciable Plant	\$0	2,634	0.00%	0.00%	\$0	\$0
345	Power Operated Equipment	\$0	\$0	\$0	\$0	\$0	\$0	depreciable Plant	\$0	\$0	0.00%	0.00%	\$0	\$0
346	Communication Equipment	\$0	\$0	\$0	\$0	\$0	\$0	depreciable Plant	\$0	\$0	0.00%	0.00%	\$0	\$0
347	Miscellaneous Equipment	\$0	\$0	\$0	\$0	\$0	\$0	depreciable Plant	\$0	\$0	0.00%	0.00%	\$0	\$0
348	Other Tangible Plant	\$0	\$0	\$0	\$0	\$0	\$0	depreciable Plant	\$0	\$0	0.00%	0.00%	\$0	\$0
Subtotal		\$595,574	\$0	\$67,922	\$527,652	\$67,922	\$459,730	depreciable Plant	\$0	\$459,730	0.00%	0.00%	\$16,930	\$0

Contribution(s) in Aid of Construction (Gross)
Less: Non Amortizable Contribution(s)
Fully Amortized Contribution(s)
Amortizable Contribution(s)
Times: Proposed Amortization Rate
Amortization of CIAC

\$0
0
0
3.68%
\$0

Less: Amortization of CIAC

DEPRECIATION EXPENSE

Sun Valley Farms Unit VI Water Co., Inc.
Annual Report
Balance Sheet Assets
12/31/19

Balance Sheet Assets				
	Assets		Balance at Beginning of Year (2019)	Balance at End of Year (2019)
Account No.	Current and Accrued Assets			
131	Cash		\$2,643	\$13,458
134	Working Funds		0	0
135	Temporary Cash Investments		0	0
141	Customer Accounts Receivable		7,160	63,246
146	Notes Receivable from Associated Companies		0	0
151	Plant Material and Supplies		49,820	50,840
162	Prepayments		0	0
174	Miscellaneous Current and Accrued Assets		0	0
	Total Current and Accrued Assets		\$59,622	\$127,544
Account No.	Fixed Assets			
101	Utility Plant in Service*		\$595,574	\$527,652
103	Property Held for Future Use		0	0
105	Construction Work in Progress		146,764	71,544
108	Accumulated Depreciation (enter as negative)*		(413,844)	(413,945)
121	Non-Utility Property		0	0
122	Accumulated Depreciation - Non Utility		0	0
	Total Fixed Assets		\$328,494	\$185,251
	Total Assets		\$388,116	\$312,795

*Note these items feed automatically from AR3 UPIS Page 4

Sun Valley Farms Unit VI Water Co., Inc.
Annual Report
Balance Sheet Liabilities and Owners Equity

Balance Sheet Liabilities and Owners Equity				
	Liabilities		Balance at Beginning of Year (2019)	Balance at End of Year (2019)
Account No.	Current Liabilities			
231	Accounts Payable		\$0	\$0
232	Notes Payable (Current Portion)		0	0
234	Notes Payable to Associated Companies		0	0
235	Customer Deposits		19,825	19,825
236	Accrued Taxes		0	0
237	Accrued Interest		0	0
242	Miscellaneous Current and Accrued Liabilities		1,229	0
	Total Current Liabilities		\$21,055	\$19,825
	Long Term Debt			
224	Long Term Debt (Notes and Bonds)		\$0	\$0
	Deferred Credits			
251	Unamortized Premium on Debt		\$0	\$0
252	Advances in Aid of Construction		0	0
255	Accumulated Deferred Investment Tax Credits		0	0
271	Contributions in Aid of Construction		0	0
272	Less: Amortization of Contributions		0	0
281	Accumulated Deferred Income Tax		0	0
	Total Deferred Credits		\$0	\$0
	Total Liabilities		\$21,055	\$19,825
	Capital Accounts			
201	Common Stock Issued		\$173,513	\$173,513
211	Other Paid-In Capital		126,301	119,457
215	Retained Earnings		67,247	119,475.10
218	Proprietary Capital (Sole Props and Partnerships)			
	Total Capital		\$367,062	\$292,970
	Total Liabilities and Capital		\$388,116	\$312,795

Note: Total liabilities and Capital must match total assets for the beginning and end of the year!

Sun Valley Farms Unit VI Water Co., Inc.
Annual Report
Water Comparative Income Statement
12/31/19

Water Comparative Income Statement			
Account No.	Calendar Year	Current Year 01/01/2019 - 12/31/2019	Last Year 01/01/2018 - 12/31/2018
	Operating Revenue		
461	Metered Water Revenue	\$31,253	\$76,763
460	Unmetered Water Revenue	37,449	89,107
462	Fire Protection Revenue	0	0
469	Guaranteed Revenues (Surcharges)	119,570	0
471	Miscellaneous Service Revenues	0	0
474	Other Water Revenue	14,148	774
	Total Revenues	\$202,420	\$166,643
	Operating Expenses		
601	Salaries and Wages	\$0	\$0
604	Employee Pensions and Benefits	0	0
610	Purchased Water	78,166	12,000
615	Purchased Power	6,858	21,842
618	Chemicals	773	2,702
620	Materials and Supplies	16,811	8,636
620.1	Repairs and Maintenance	16,969	28,879
620.2	Office Supplies and Expense	14,665	8,257
630	Contractual Services	24,283	15,104
631	Contractual Services - Engineering	0	0
632	Contractual Services - Accounting	0	0
633	Contractual Services - Legal	0	0
634	Contractual Services - Management Fees	0	0
635	Contractual Services - Water Testing	1,106	4,196
636	Contractual Services - Other	5,356	18,104
640	Rents	0	0
641	Rental of Building/Real Property	0	0
642	Rental of Equipment	1,206	611
650	Transportation Expenses	2,331	2,202
657	Insurance - General Liability	0	0
657.1	Insurance - Health and Life	0	0
665	Regulatory Commission Expense - Rate	0	0
670	Bad Debt Expense	0	0
675	Miscellaneous Expense	18,737	0
403	Depreciation Expense (From Schedule AR4)	16,930	35,937
408	Taxes Other Than Income	0	0
408.11	Property Taxes	0	0
409	Income Taxes	0	0
427.1	Customer Security Deposit Interest	0	0
	Total Operating Expenses	\$204,191	\$158,470
	Operating Income / (Loss)	(\$1,771)	\$8,173
	Other Income / (Expense)		
419	Interest and Dividend Income	\$0	\$0
421	Non-Utility Income	0	0
426	Miscellaneous Non-Utility (Expense)	0	0
427	Interest (Expense)	0	0
	Total Other Income / (Expense)	\$0	\$0
	Net Income / (Loss)	(\$1,771)	\$8,173

Sun Valley Farms Unit VI Water Co., Inc.
Annual Report
Full time equivalent employees
12/31/19

Full time equivalent employees

	Direct Company	Allocated	Outside service	Total
President	40.0	0.0	0.0	40.0
Vice-president	0.0	0.0	0.0	0.0
Manager	0.0	0.0	0.0	0.0
Engineering Staff	0.0	0.0	0.0	0.0
System Operator(s)	40.0	0.0	0.0	40.0
Meter reader	0.0	0.0	24.0	24.0
Customer Service	0.0	0.0	0.0	0.0
Accounting	40.0	0.0	0.0	40.0
Business Office	40.0	0.0	0.0	40.0
Rates Department	0.0	0.0	0.0	0.0
Administrative Staff	0.0	0.0	0.0	0.0
Other	0.0	0.0	0.0	0.0
Total	160.0	0.0	24.0	184.0

Sun Valley Farms Unit VI Water Co., Inc.
Annual Report
Supplemental Financial Data (Long-Term Debt)
12/31/19

Supplemental Financial Data (Long-Term Debt)				
	Loan #1	Loan #2	Loan #3	Loan #4
Date Issued	1/0/1900	1/0/1900	1/0/1900	1/0/1900
Source of Loan	0	0	0	0
ACC Decision No.	0	0	0	0
Reason for Loan	0	0	0	0
Dollar Amt. Issued	\$0	\$0	\$0	\$0
Amount Outstanding	\$0	\$0	\$0	\$0
Date of Maturity	1/0/1900	1/0/1900	1/0/1900	1/0/1900
Interest Rate	0.00%	0.00%	0.00%	0.00%
Current Year Interest	\$0	\$0	\$0	\$0
Current Year Principal	\$0	\$0	\$0	\$0

Meter Deposit Balance at Test Year End:	\$19,825
---	----------

Meter Deposits Refunded During the Test Year:	\$0
---	-----

List all bonds, notes, loans, and other types of indebtedness in which the proceeds were used in the provision of public utility service. Indebtedness incurred for personal uses by the owner of the utility should not be listed. Input 0 or none if there is nothing to report for that cell.

Well and Water Usage

[illegible]

Name of system water delivered to:	SUN VALLEY FARMS UNIT VI
ADWR PCC Number:	91-000555.0000
Source of water delivered to another system	NA
Name of system water received from:	DIVERSIFIED WATER UTILITIES, INC.
ADWR PCC Number:	91-000540.0000
Source of water received	Ground Water
Well registry 55# (55-XXXXXX):	unknown at th time

Month	Water withdrawn (gallons)1	Water sold (gallons)2	Water delivered (sold) to other systems (gallons)3	Water received (purchased) from other systems (gallons)4	Estimated authorized use (gallons)5	Purchased Power Expense6	Purchased Power (kWh)7
January	0.00	2,076,200.00	0.00	2,023,500.00	0.00	\$475	338
February	0.00	1,883,800.00	0.00	1,709,140.00	0.00	163	274
March	0.00	1,640,400.00	0.00	1,470,340.00	0.00	112	249
April	0.00	2,410,900.00	0.00	2,056,270.00	0.00	132	260
May	0.00	3,291,400.00	0.00	2,660,600.00	0.00	106	247
June	0.00	3,861,500.00	0.00	3,528,320.00	0.00	317	290
July	0.00	4,005,700.00	0.00	3,470,080.00	0.00	304	285
August	0.00	4,493,300.00	0.00	4,381,340.00	0.00	109	248
September	0.00	4,729,300.00	0.00	3,894,360.00	0.00	109	249
October	0.00	3,346,500.00	0.00	2,971,350.00	0.00	107	91
November	0.00	3,055,700.00	0.00	3,126,250.00	0.00	108	253
December	0.00	2,602,700.00	0.00	2,087,590.00	0.00	106	252
Totals	0.00	37,397,400.00	0.00	33,381,140.00	0.00	\$2,148	3,037

If applicable, in the space below please provide a description for all un-metered water use along with amounts:

	N/A
--	-----

- | |
|---|
| 1 Water withdrawn - Total gallons of water withdrawn from pumped sources. |
| 2 Water sold - Total gallons from customer meters, and other sales such as construction water. |
| 3 Water delivered (sold) to other systems - Total gallons of water delivered to other systems. |
| 4 Water received (purchased) from other systems - Total gallons of water purchased/received from other systems. |
| 5 Estimated authorized use - Total estimated gallons from authorized metered or unmetered use. Authorized uses such as flushing (mains, services and hydrants) draining/cleaning tanks, process, construction, fire fighting, etc. Non-authorized use (real losses) are service line breaks and leaks, water main breaks, meter inaccuracies and theft. |
| 6 Enter the total purchased power costs for the power meters associated with this system. |
| 7 Enter the total purchased kWh used by the power meters associated with this system. |

Water Utility Plant Description

Name of the System:

SUN VALLEY FARMS UNIT VI

ADEQ Public Water System Number:

AZ041111

ADWR PCC Number:

91-000555.0000

MAINS

[illegible]

CUSTOMER METERS

[illegible]

SERVICE LINES

SERVICE LINES		
Material	Percent of system	Year installed
PVC	97%	5 to 2019
Copper	3%	2015

BOOSTER PUMPS

BOOSTER PUMPS		
Horsepower	GPM	Quantity
7.5	75	1
15	150	1
5	25	1

FIRE HYDRANTS

FIRE HYDRANTS	
Type	Quantity
Standard *	2
Other	

STORAGE TANKS

STORAGE TANKS			
Capacity (gallons)	Material	Quantity	Year installed
15,000	steel n/a and out of service	2	1987

PRESSURE/BLADDER TANKS

PRESSURE/BLADDER TANKS			
Capacity (gallons)	Material	Quantity	Year installed
5,000	steel	1	2005

* A standard fire hydrant has two 2.5 inch hose connection nozzles with 7.5 threads per inch, and one 4.5 inch pumper connection nozzle with 4 threads per inch.

Water Utility Plant Description (Continued)

For the following three items, list the utility owned assets in each category for each system.

TREATMENT EQUIPMENT:	50 Gallons drum for chem. storage 1 Cloren pump
STRUCTURES:	Two chcial supply bld./gearal supply bld. One 10.ft.securtiy fencearound plant
OTHER:	N/A

Provide a calculation used to determine the value of one water equivalent residential connection (ERC).

Use one of the following methods:

- (a) If actual flow data are available from the preceding 12 months, divide the total annual single family residence (SFR) gallons sold by the average number of single family residence customers for the same period and divide the result by 365
- (b) If no historical flow data are available, use:

$$ERC = (\text{Total SFR gallons sold (Omit 000)} / 365 \text{ days} / 350 \text{ gallons per day})$$

ERC
 Method used:

NA
Other

Sun Valley Farms Unit VI Water Co., Inc.
Annual Report
Customer and Other Information
12/31/19

Customer and Other Information	
Name of the System:	SUN VALLEY FARMS UNIT VI
ADEQ Public Water System Number:	AZ0411111
ADWR PCC Number:	91-000555.0000

Month	Number of Customers				
	Single-Family	Multi-Family	Commercial	Turf/Irrigation	Other Non-Residential
January	228	0	0	0	0
February	228	0	0	0	0
March	228	0	0	0	0
April	227	0	0	0	0
May	227	0	0	0	0
June	227	0	0	0	0
July	226	0	0	0	0
August	226	0	0	0	0
September	225	0	0	0	0
October	226	0	0	0	0
November	228	0	0	0	0
December	229	0	0	0	0

If the system has fire hydrants, what is the fire flow requirements? GPM for hrs.

Does the system have chlorination treatment?

Does the Company have an ADWR Gallons Per Capita Per Day (GCPCPD) requirement?
If yes, provide the GCPCPD amount:

Is the Water Utility located in an ADWR Active Management Area (AMA)?
If yes, which AMA?

What is the present system connection capacity (in ERCs *) using existing lines?

What is the future system connection capacity (in ERCs *) upon service area buildout?

Describe any plans and estimated completion dates for any enlargements or improvements of this system.

NONE \$ 895,000 PLANT AND SYSTEM UPGRADE TO BE DONE IN THE SPRINGTIME OF 2020.

* an ERC is based on the calculation on the bottom of AR9 page 12.

Sun Valley Farms Unit VI Water Co., Inc.
 Annual Report
 Utility Shutoffs / Disconnects
 12/31/19

Utility Shutoffs / Disconnects	
Name of the System:	SUN VALLEY FARMS UNIT VI
ADEQ Public Water System Number:	AZ0411111
ADWR PCC Number:	91-000555.0000

Month	Termination without Notice R14-2-410.B	Termination with Notice R14-2- 410.C	Other
January	0	24	0
February	0	33	0
March	0	25	0
April	0	23	0
May	0	23	0
June	0	33	0
July	0	16	0
August	0	22	0
September	0	29	0
October	0	19	0
November	0	26	0
December	0	20	0
Total	0	293	0

Other (description):

NA

Instructions: Fill out the Grey Cells with the relevant information. Input 0 or none if there is nothing recorded in that account or there is no applicable information to report.

Sun Valley Farms Unit VI Water Co., Inc.
Annual Report
Property Taxes
12/31/19

Property Taxes

Amount of actual property taxes paid during Calendar Year 2019 was

\$0

If no property taxes paid, explain why.

listed Non-profit

Instructions: Fill out the Grey Cells with the relevant information. Input 0 or none if there is nothing recorded in that account or there is no applicable information to report.

Verification and Sworn Statement (Taxes)

Verification: State of ARIZONA I, the undersigned of the
(state name)

County of (county name):

Name (owner or official) title:

Company name:

PINAL
JIMMY L. HARRIS
Sun Valley Farms Unit VI Water Co., Inc.

DO SAY THAT THIS ANNUAL UTILITY PROPERTY TAX AND SALES TAX REPORT TO THE ARIZONA CORPORATION COMMISSION.

FOR THE YEAR ENDING:

12/31/19

HAS BEEN PREPARED UNDER MY DIRECTION, FROM THE ORIGINAL BOOKS, PAPERS AND RECORDS OF SAID UTILITY; THAT I HAVE CAREFULLY EXAMINED THE SAME, AND DECLARE THE SAME TO BE A COMPLETE AND CORRECT STATEMENT OF BUSINESS AND AFFAIRS OF SAID UTILITY FOR THE PERIOD COVERED BY THIS REPORT IN RESPECT TO EACH AND EVERY MATTER AND THING SET FORTH, TO THE BEST OF MY KNOWLEDGE, INFORMATION AND BELIEF.

Sworn Statement:

RECEIVED
BY EMAIL

8/07/2020 9:55 AM

ARIZONA CORPORATION COMMISSION
UTILITIES DIVISION

Jimmy L. Harris
signature of owner/official

(480) 987-1680
telephone no.

SUBSCRIBED AND SWORN TO BEFORE ME A NOTARY PUBLIC
IN AND FOR THE COUNTY

THIS

14th

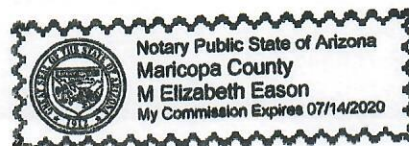
DAY OF

Maricopa
(county name)
April 2020
(month) and (year)

MY COMMISSION EXPIRES

07/14/2020
(date)

M Elizabeth Eason
signature of notary public



Verification and Sworn Statement

Verification:

State of ARIZONA I, the undersigned of the
(state name)

County of (county name):

Name (owner or official) title:

Company name:

0 PINAL
0 JIMMY L. HARRIS CEO
Sun Valley Farms Unit VI Water Co., Inc.

DO SAY THAT THIS ANNUAL UTILITY PROPERTY TAX AND SALES TAX REPORT TO THE ARIZONA CORPORATION COMMISSION.

FOR THE YEAR ENDING: 12/31/19

HAS BEEN PREPARED UNDER MY DIRECTION, FROM THE ORIGINAL BOOKS, PAPERS AND RECORDS OF SAID UTILITY; THAT I HAVE CAREFULLY EXAMINED THE SAME, AND DECLARE THE SAME TO BE A COMPLETE AND CORRECT STATEMENT OF BUSINESS AND AFFAIRS OF SAID UTILITY FOR THE PERIOD COVERED BY THIS REPORT IN RESPECT TO EACH AND EVERY MATTER AND THING SET FORTH, TO THE BEST OF MY KNOWLEDGE, INFORMATION AND BELIEF.

Sworn Statement: IN ACCORDANCE WITH THE REQUIREMENTS OF TITLE 40, ARTICLE 8, SECTION 40-401, ARIZONA REVISED STATUTES, IT IS HEREIN REPORTED THAT THE GROSS OPERATING REVENUE OF SAID UTILITY DERIVED FROM ARIZONA INTRASTATE UTILITY OPERATIONS DURING THE CALENDAR YEAR WAS:

Arizona Intrastate Gross Operating Revenues Only (\$)

166,543.

(The amount in the box above includes

\$ in sales taxes
billed or collected)

RECEIVED
BY EMAIL

8/07/2020 9:55 AM

ARIZONA CORPORATION COMMISSION
UTILITIES DIVISION

signature of owner/official

(480) 987-1680
telephone no.

SUBSCRIBED AND SWORN TO BEFORE ME A NOTARY PUBLIC
IN AND FOR THE COUNTY

THIS

14th


DAY OF

Maricopa
(county name)

April 2020
(month) and (year)

MY COMMISSION EXPIRES

07/14/2020
(date)



M. Elizabeth Eason
(signature of notary public)

Verification and Sworn Statement (Residential Revenue)

Verification:

State of ARIZONA I, the undersigned of the
(state name)

County of (county name):

0

Name (owner or official) title:

0

Company name:

Sun Valley Farms Unit VI Water Co., Inc.

DO SAY THAT THIS ANNUAL UTILITY PROPERTY TAX AND SALES TAX REPORT TO THE ARIZONA CORPORATION COMMISSION.

FOR THE YEAR ENDING: 12/31/19

HAS BEEN PREPARED UNDER MY DIRECTION, FROM THE ORIGINAL BOOKS, PAPERS AND RECORDS OF SAID UTILITY; THAT I HAVE CAREFULLY EXAMINED THE SAME, AND DECLARE THE SAME TO BE A COMPLETE AND CORRECT STATEMENT OF BUSINESS AND AFFAIRS OF SAID UTILITY FOR THE PERIOD COVERED BY THIS REPORT IN RESPECT TO EACH AND EVERY MATTER AND THING SET FORTH, TO THE BEST OF MY KNOWLEDGE, INFORMATION AND BELIEF.

Sworn Statement: IN ACCORDANCE WITH THE REQUIREMENTS OF TITLE 40, ARTICLE 8, SECTION 40-401, ARIZONA REVISED STATUTES, IT IS HEREIN REPORTED THAT THE GROSS OPERATING REVENUE OF SAID UTILITY DERIVED FROM ARIZONA INTRASTATE UTILITY OPERATIONS RECEIVED FROM RESIDENTIAL CUSTOMERS DURING THE CALENDAR YEAR WAS:

Arizona Intrastate Gross Operating Revenues Only (\$)

166,643.

(The amount in the box above includes

 in sales taxes
billed or collected)

RECEIVED
BY EMAIL

8/07/2020 9:55 AM

ARIZONA CORPORATION COMMISSION
UTILITIES DIVISION

[Signature]
signature of owner/official
(480) 987-1680
telephone no.

SUBSCRIBED AND SWORN TO BEFORE ME A NOTARY PUBLIC
IN AND FOR THE COUNTY

Maricopa
(county name)

THIS


14th

DAY OF

April 2020
(month) and (year)

MY COMMISSION EXPIRES

07/14/2020
(date)



[Signature]
(signature of notary public)

for Income Tax Statement of Certification

Verification:

State of ARIZONA I, the undersigned of the
(state name)

County of (county name):

Name (owner or official) title:

Company name:

PINAL
0 JIMMY L. HARRIS CEO
Sun Valley Farms Unit VI Water Co., Inc.

FOR THE YEAR ENDING: 12/31/19

Sworn Statement:

IN ACCORDANCE WITH THE REQUIREMENTS OF DECISION NO. 77084, BECAUSE THE UTILITY REQUIRES THE GROSS UP OF ADVANCES AND CONTRIBUTIONS, I HEREBY STATE THAT THE UTILITY A NET INCREASE IN CURRENT INCOME TAX EXPENSE OR A DECREASE IN DEFERRED TAX ASSET FOR A CARRY FORWARD ACCORDING TO GAAP IN AN AMOUNT EQUAL TO OR GREATER THAN THE AMOUNT OF THE REQUIRED GROSS UP PAID BY DEVELOPERS IN THE PERIOD COVERED BY THIS ANNUAL REPORT.

RECEIVED
BY EMAIL

8/07/2020 9:55 AM

ARIZONA CORPORATION COMMISSION
UTILITIES DIVISION

Jimmy L. Harris
signature of owner/official

(480) 987-1680
telephone no.

SUBSCRIBED AND SWORN TO BEFORE ME A NOTARY PUBLIC
IN AND FOR THE COUNTY

Maricopa
(county name)

THIS

14th

DAY OF

April 2020
(month) and (year)

MY COMMISSION EXPIRES

07/14/2020
(date)

M Elizabeth Eason
(signature of notary public)

