

RECEIVED
UTILITIES DIVISION
2022 MAY 19 P 1:49
ARIZONA CORPORATION
COMMISSION

ANNUAL REPORT

Of

Company Name:

Mailing Address: Tucson AZ

Docket No.:
For the Year Ended:

WATER UTILITY

To

Arizona Corporation Commission

Due on April 15th

Email: Util-Compliance@azcc.gov, mail or deliver the completed Annual Report to:
Arizona Corporation Commission
Compliance Section - Utilities Division
1200 West Washington Street
Phoenix, Arizona 85007

Application Type:
Application Date:

ARIZONA CORPORATION COMMISSION
WATER UTILITY ANNUAL REPORT
Starlight Water Company, Inc.
A Class Utility

For the Calendar Year Ended:

Primary Address:
City: State: Zip Code:

Telephone Number:

Date of Original Organization of Utility:

Person to whom correspondence should be addressed concerning this report:

Name:
Telephone No. :
Address:
City: State: Zip Code:
Email:

On-Site Manager

Name:
Telephone No. :
Address:
City: State: Zip Code:
Email:

Name:
Telephone No. :
Address:
City: State: Zip Code:
Email:

Name:
Telephone No. :
Address:
City: State: Zip Code:
Email:

Name:
Telephone No. :
Address:
City: State: Zip Code:
Email:

Ownership:

Counties Served:

Important changes during the year	
--	--

No	For those companies not subject to the affiliated interest rules, has there been a change in ownership or direct control during the year?
	If yes, please provide specific details in the box below.
	N/A

No	Has the company been notified by any other regulatory authorities during the year, that they are out of compliance?
	If yes, please provide specific details in the box below.
	N/A

Utility Plant in Service (Water)							
Account No.	Description	Beginning Year Original Cost	Current Year Additions	Current Year Retirements	Adjusted Original Cost	Accumulated Depreciation	OCLD (OC less AD)
301	Organization	\$2,000			\$2,000		\$2,000
302	Franchises				0		0
303	Land and Land Rights	14,000			14,000		14,000
304	Structures and Improvements	289,095			289,095	206,267	82,828
305	Collecting & Improving Reservoirs				0		0
306	Lake, River, Canal Intakes				0		0
307	Wells and Springs	350,380			350,380	213,049	137,331
308	Infiltration Galleries				0		0
309	Supply Mains	2,430			2,430	244	2,186
310	Power Generation Equipment				0		0
311	Pumping Equipment	485,688	9,773		495,461	456,077	39,384
320	Water Treatment Equipment				0		0
320.1	Water Treatment Plants				0		0
320.2	Solution Chemical Feeders				0		0
320.3	Point-of-Use Treatment Devices				0		0
330	Distribution Reservoirs and Standpipes	503,314			503,314	248,490	254,824
330.1	Storage Tanks				0		0
330.2	Pressure Tanks				0		0
331	Transmission and Distribution Mains	2,124,248			2,124,248	1,052,034	1,072,214
333	Services	195,056			195,056	138,727	56,329
334	Meters and Meter Installations	55,173			55,173	51,332	3,841
335	Hydrants	336,350			336,350	178,492	157,858
336	Backflow Prevention Devices				0		0
339	Other Plant and Misc. Equipment				0		0
340	Office Furniture and Equipment	2,152			2,152	2,152	0
340.1	Computer & Software				0		0
341	Transportation Equipment	25,813			25,813	25,813	0
342	Stores Equipment				0		0
343	Tools, Shop and Garage Equipment	12,328			12,328	10,067	2,261
344	Laboratory Equipment				0		0
345	Power Operated Equipment				0		0
346	Communication Equipment				0		0
347	Miscellaneous Equipment				0		0
348	Other Tangible Plant	261			261	151	110
	Totals	\$4,398,288	\$9,773	\$0	\$4,408,061	\$2,582,895	\$1,825,166

Starlight Water Company, Inc.
 Annual Report
 Depreciation Expense for the Current Year (Water)
 12/31/21

Depreciation Expense for the Current Year (Water)									
Account No.	Description	Beginning Year Original Cost	Current Year Additions	Current Year Retirements	Adjusted Original Cost	Fully Depreciated/Non-depreciable Plant	Depreciable Plant	Depreciation Percentages	Depreciation Expense
301	Organization	\$2,000	\$0	\$0	\$2,000	\$2,000	\$0		\$0
302	Franchises	0	0	0	0	0	0		0
303	Land and Land Rights	14,000	0	0	14,000	14,000	0		0
304	Structures and Improvements	289,095	0	0	289,095		289,095	3.33%	9,627
305	Collecting & Improving Reservoirs	0	0	0	0	0	0		0
306	Lake, River, Canal Intakes	0	0	0	0	0	0		0
307	Wells and Springs	350,380	0	0	350,380		350,380	3.33%	11,668
308	Infiltration Galleries	0	0	0	0	0	0		0
309	Supply Mains	2,430	0	0	2,430		2,430	2.00%	49
310	Power Generation Equipment	0	0	0	0	0	0		0
311	Pumping Equipment	485,688	9,773	0	495,461	413,455	82,006	12.50%	9,640
320	Water Treatment Equipment	0	0	0	0	0	0		0
320.1	Water Treatment Plants	0	0	0	0	0	0		0
320.2	Solution Chemical Feeders	0	0	0	0	0	0		0
320.3	Point-of-Use Treatment Devices	0	0	0	0	0	0		0
330	Distribution Reservoirs and Standpipes	503,314	0	0	503,314		503,314	2.22%	11,174
330.1	Storage Tanks	0	0	0	0	0	0		0
330.2	Pressure Tanks	0	0	0	0	0	0		0
331	Transmission and Distribution Mains	2,124,248	0	0	2,124,248		2,124,248	2.00%	42,485
333	Services	195,056	0	0	195,056		195,056	3.33%	6,495
334	Meters and Meter Installations	55,173	0	0	55,173	41,144	14,029	8.33%	1,169
335	Hydrants	336,350	0	0	336,350		336,350	2.00%	6,727
336	Backflow Prevention Devices	0	0	0	0	0	0		0
339	Other Plant and Misc. Equipment	0	0	0	0	0	0		0
340	Office Furniture and Equipment	2,152	0	0	2,152	2,152	0	6.67%	0
340.1	Computer & Software	0	0	0	0	0	0		0
341	Transportation Equipment	25,813	0	0	25,813	25,813	0	20.00%	0
342	Stores Equipment	0	0	0	0	0	0		0
343	Tools, Shop and Garage Equipment	12,328	0	0	12,328	2,000	10,328	5.00%	516
344	Laboratory Equipment	0	0	0	0	0	0		0
345	Power Operated Equipment	0	0	0	0	0	0		0
346	Communication Equipment	0	0	0	0	0	0		0
347	Miscellaneous Equipment	0	0	0	0	0	0		0
348	Other Tangible Plant	261	0	0	261	196	65	10.00%	7
	Subtotal	\$4,398,288	\$9,773	\$0	\$4,408,061	\$500,760	\$3,907,301		\$99,555

Contribution(s) in Aid of Construction (Gross)	\$841,278
Less: Non Amortizable Contribution(s)	0
Fully Amortized Contribution(s)	0
Amortizable Contribution(s)	\$841,278
Times: Proposed Amortization Rate	2.50%
Amortization of CIAC	\$21,032

Less: Amortization of CIAC

DEPRECIATION EXPENSE

Starlight Water Company, Inc.
 Annual Report
 Balance Sheet Assets
 12/31/21

Balance Sheet Assets				
	Assets		Balance at Beginning of Year (2021)	Balance at End of Year (2021)
Account No.	Current and Accrued Assets			
131	Cash		\$142,187	\$145,893
134	Working Funds			
135	Temporary Cash Investments			
141	Customer Accounts Receivable		4,144	12,013
146	Notes Receivable from Associated Companies			
151	Plant Material and Supplies		410	410
162	Prepayments			
174	Miscellaneous Current and Accrued Assets			
	Total Current and Accrued Assets		\$146,741	\$158,316
Account No.	Fixed Assets			
101	Utility Plant in Service*		\$4,398,288	\$4,408,061
103	Property Held for Future Use		7,687	7,687
105	Construction Work in Progress			
108	Accumulated Depreciation (enter as negative)*		(2,483,337)	(2,582,895)
121	Non-Utility Property			
122	Accumulated Depreciation - Non Utility			
	Total Fixed Assets		\$1,922,638	\$1,832,853
	Total Assets		\$2,069,379	\$1,991,169

*Note these items feed automatically from AR3 UPIS Page 4

Starlight Water Company, Inc.
Annual Report
Balance Sheet Liabilities and Owners Equity

Balance Sheet Liabilities and Owners Equity				
	Liabilities		Balance at Beginning of Year (2021)	Balance at End of Year (2021)
Account No.	Current Liabilities			
231	Accounts Payable		(\$416)	\$190
232	Notes Payable (Current Portion)			
234	Notes Payable to Associated Companies			
235	Customer Deposits		1	1
236	Accrued Taxes		2,116	2,096
237	Accrued Interest			
242	Miscellaneous Current and Accrued Liabilities			
	Total Current Liabilities		\$1,701	\$2,287
	Long Term Debt			
224	Long Term Debt (Notes and Bonds)			
	Deferred Credits			
251	Unamortized Premium on Debt			
252	Advances in Aid of Construction		1,814,213	1,821,047
255	Accumulated Deferred Investment Tax Credits			
271	Contributions in Aid of Construction		841,278	841,278
272	Less: Amortization of Contributions		(676,443)	(655,412)
281	Accumulated Deferred Income Tax			
	Total Deferred Credits		\$1,979,048	\$2,006,913
	Total Liabilities		\$1,980,749	\$2,009,200
	Capital Accounts			
201	Common Stock Issued		\$612,625	\$493,005
211	Other Paid-In Capital			
215	Retained Earnings		(523,995)	(511,036)
218	Proprietary Capital (Sole Props and Partnerships)			
	Total Capital		\$88,630	(\$18,031)
	Total Liabilities and Capital		\$2,069,379	\$1,991,169

Note: Total liabilities and Capital must match total assets for the beginning and end of the year!

Starlight Water Company, Inc.
Annual Report
Water Comparative Income Statement
12/31/21

Water Comparative Income Statement			
Account No.	Calendar Year	Current Year 01/01/2021 - 12/31/2021	Last Year 01/01/2020 - 12/31/2020
	Operating Revenue		
461	Metered Water Revenue	\$365,951	\$370,877
460	Unmetered Water Revenue		
462	Fire Protection Revenue		
469	Guaranteed Revenues (Surcharges)		
471	Miscellaneous Service Revenues		
474	Other Water Revenue	4,946	5,215
	Total Revenues	\$370,897	\$376,092
	Operating Expenses		
601	Salaries and Wages	\$119,309	\$128,391
604	Employee Pensions and Benefits	11,677	
610	Purchased Water		
615	Purchased Power	23,096	22,919
618	Chemicals		
620	Materials and Supplies	367	
620.1	Repairs and Maintenance	19,894	20,275
620.2	Office Supplies and Expense	13,635	11,229
630	Contractual Services	2,507	
631	Contractual Services - Engineering		
632	Contractual Services - Accounting	5,420	6,821
633	Contractual Services - Legal	16,912	8,368
634	Contractual Services - Management Fees	41,025	36,847
635	Contractual Services - Water Testing	1,210	1,210
636	Contractual Services - Other	62,862	62,189
640	Rents		
641	Rental of Building/Real Property		
642	Rental of Equipment		
650	Transportation Expenses	8,846	5,556
657	Insurance - General Liability	8,335	11,119
657.1	Insurance - Health and Life		7,058
665	Regulatory Commission Expense - Rate		
670	Bad Debt Expense	1,812	
675	Miscellaneous Expense	237	82
403	Depreciation Expense (From Schedule AR4)	78,524	77,553
408	Taxes Other Than Income	10,898	10,189
408.11	Property Taxes	8,926	8,719
409	Income Taxes		50
427.1	Customer Security Deposit Interest		
	Total Operating Expenses	\$435,492	\$418,575
	Operating Income / (Loss)	(\$64,595)	(\$42,483)
	Other Income / (Expense)		
419	Interest and Dividend Income		
421	Non-Utility Income		
426	Miscellaneous Non-Utility (Expense)		
427	Interest (Expense)	(1)	
	Total Other Income / (Expense)	(\$1)	\$0
	Net Income / (Loss)	(\$64,596)	(\$42,483)

Starlight Water Company, Inc.
Annual Report
Full time equivalent employees
12/31/21

Full time equivalent employees

	Direct Company	Allocated	Outside service	Total
President	0.5	0.0	0.0	0.5
Vice-president	0.0	0.0	0.0	0.0
Manager	0.0	0.0	0.5	0.5
Engineering Staff	0.0	0.0	0.0	0.0
System Operator(s)	0.0	0.0	1.0	1.0
Meter reader	0.0	0.0	1.0	1.0
Customer Service	0.0	0.0	0.3	0.3
Accounting	0.0	0.0	0.1	0.1
Business Office	0.0	0.0	0.2	0.2
Rates Department	0.0	0.0	0.0	0.0
Administrative Staff	0.0	0.0	0.0	0.0
Other	0.0	0.0	0.0	0.0
Total	0.5	0.0	3.1	3.6

Starlight Water Company, Inc.
 Annual Report
 Supplemental Financial Data (Long-Term Debt)
 12/31/21

Supplemental Financial Data (Long-Term Debt)				
	Loan #1	Loan #2	Loan #3	Loan #4
Date Issued	No Loans			
Source of Loan				
ACC Decision No.				
Reason for Loan				
Dollar Amt. Issued				
Amount Outstanding				
Date of Maturity				
Interest Rate				
Current Year Interest				
Current Year Principal				

Meter Deposit Balance at Test Year End:	\$26,115
---	----------

Meter Deposits Refunded During the Test Year:	\$3,858
---	---------

List all bonds, notes, loans, and other types of indebtedness in which the proceeds were used in the provision of public utility service. Indebtedness incurred for personal uses by the owner of the utility should not be listed. Input 0 or none if there is nothing to report for that cell.

Well and Water Usage

Name of the System: STARLIGHT WATER COMPANY											
ADEQ Public Water System Number: AZ0403063											
ADWR PCC Number: 91-000102.0000											
Well registry 55# (55-XXXXXX):	Pump Horsepower	Pump Yield (gpm)	Casing Depth (feet)	Casing Diameter (inches)	Pump Motor Type **	Year Drilled	Water level 2011	Water level 2021	Meter Size (inches)	How measured:	Active
55-501667 - Pines	40	160	655	10	Submersible	1988	498	500	3	Metered	Yes
55-553632 - Ranchettes	5	25	800	6	Submersible	1996	540	540	2	Metered	Yes
55-565147 - Pine Canyon	40	175	810	8	Submersible	1998	520	520	3	Metered	Yes
55-565148 - Tamron Pine	40	250	780	8	Submersible	1998	540	545	3	Metered	Yes

Name of system water delivered to: NA
 ADWR PCC Number: #N/A
 Source of water delivered to another system: NA

Name of system water received from: NA
 ADWR PCC Number: #N/A
 Source of water received: NA
 Well registry 55# (55-XXXXXX):

Month	Water withdrawn (gallons) ¹	Water sold (gallons) ²	Water delivered (sold) to other systems (gallons) ³	Water received (purchased) from other systems (gallons) ⁴	Estimated authorized use (gallons) ⁵	Purchased Power Expense ⁶	Purchased Power (kWh) ⁷
January	1,046,500.00	990,902.00	0.00	0.00	0.00	\$0	9,846
February	0.00	0.00	0.00	0.00	0.00	1,308	13,579
March	1,879,900.00	1,427,460.00	0.00	0.00	0.00	2,100	12,960
April	0.00	0.00	0.00	0.00	0.00	1,980	14,372
May	1,775,400.00	1,548,477.00	0.00	0.00	0.00	2,143	11,231
June	2,770,200.00	2,544,353.00	0.00	0.00	0.00	1,935	14,905
July	2,739,800.00	2,467,840.00	0.00	0.00	0.00	2,106	14,656
August	1,835,500.00	1,620,790.00	0.00	0.00	0.00	2,024	9,190
September	1,481,000.00	1,309,952.00	0.00	0.00	0.00	1,575	11,979
October	1,586,200.00	1,473,338.00	0.00	0.00	0.00	1,790	9,950
November	1,158,700.00	992,821.00	0.00	0.00	0.00	1,630	11,377
December	905,000.00	822,519.00	0.00	0.00	0.00	1,851	12,543
Totals	17,178,200.00	15,198,452.00	0.00	0.00	0.00	\$20,442	146,588

If applicable, in the space below please provide a description for all un-metered water use along with amounts:
 n/a

1 Water withdrawn - Total gallons of water withdrawn from pumped sources.
 2 Water sold - Total gallons from customer meters, and other sales such as construction water.
 3 Water delivered (sold) to other systems - Total gallons of water delivered to other systems.
 4 Water received (purchased) from other systems - Total gallons of water purchased/received from other systems.
 5 Estimated authorized use - Total estimated gallons from authorized metered or unmetered use. Authorized uses such as flushing (mains, services and hydrants) draining/cleaning tanks, process, construction, fire fighting, etc. Non-authorized use (real losses) are service line breaks and leaks, water main breaks, meter inaccuracies and theft.
 6 Enter the total purchased power costs for the power meters associated with this system.
 7 Enter the total purchased kWh used by the power meters associated with this system.

Water Utility Plant Description

Name of the System:	STARLIGHT WATER COMPANY		
ADEQ Public Water System Number:	AZ0403063		
ADWR PCC Number:	91-000102.0000		

MAINS		
Sizes (inches)	Material	Length (feet)
2.00	PVC	3,584
4.00	PVC	3,836
6.00	PVC	162,698
8.00	PVC	9,569

CUSTOMER METERS			
Size (inches)	Quantity	Percent over 1,000,000 gallons	Percent over 10 years old
0.75	756	5%	96%
1	4	25%	100%
2	1	100%	100%
3	1	100%	100%

SERVICE LINES			
Material	Percent of system	Year installed	
PVC	100%	1982	

BOOSTER PUMPS			
Horsepower	GPM	Quantity	
7.5	150	1	
15	300	2	
25	500	4	
30	600	2	

FIRE HYDRANTS	
Type	Quantity
Standard *	261
Other	0

STORAGE TANKS			
Capacity (gallons)	Material	Quantity	Year installed
100,000	Steel	1	1998
210,000	Steel	1	1987
300,000	Steel	1	1998
500,000	Steel	1	2001

PRESSURE/BLADDER TANKS			
Capacity (gallons)	Material	Quantity	Year installed
50	Steel	1	2002
2,500	Steel	1	1998
10,000	Steel	1	1998
10,000	Steel	1	2001

* A standard fire hydrant has two 2.5 inch hose connection nozzles with 7.5 threads per inch, and one 4.5 inch pumper connection nozzle with 4 threads per inch.

Water Utility Plant Description (Continued)

For the following three items, list the utility owned assets in each category for each system.

TREATMENT EQUIPMENT:	N/A
STRUCTURES:	Four well buildings and fencing
OTHER:	N/A

Provide a calculation used to determine the value of one water equivalent residential connection (ERC).

Use one of the following methods:

- (a) If actual flow data are available from the preceding 12 months, divide the total annual single family residence (SFR) gallons sold by the average number of single family residence customers for the same period and divide the result by 365
- (b) If no historical flow data are available, use:
 $ERC = (\text{Total SFR gallons sold (Omit 000)} / 365 \text{ days} / 350 \text{ gallons per day})$

ERC

56

 Method used:

(a)

Customer and Other Information	
Name of the System:	STARLIGHT WATER COMPANY
ADEQ Public Water System Number:	AZ0403063
ADWR PCC Number:	91-000102.0000

Month	Number of Customers				
	Single-Family	Multi-Family	Commercial	Turf/Irrigation	Other Non-Residential
January	724	0	5	0	0
February	727	0	4	0	0
March	729	0	4	0	0
April	733	0	4	0	0
May	735	0	5	0	0
June	735	0	4	0	0
July	739	0	4	0	0
August	744	0	4	0	0
September	748	0	4	0	0
October	750	0	4	0	0
November	754	0	4	0	0
December	747	0	4	0	0

If the system has fire hydrants, what is the fire flow requirements? GPM for hrs.

Does the system have chlorination treatment?

Does the Company have an ADWR Gallons Per Capita Per Day (GCPCPD) requirement?

If yes, provide the GPCPD amount:

Is the Water Utility located in an ADWR Active Management Area (AMA)?

If yes, which AMA?

What is the present system connection capacity (in ERCs *) using existing lines?

What is the future system connection capacity (in ERCs *) upon service area buildout?

Describe any plans and estimated completion dates for any enlargements or improvements of this system.

* an ERC is based on the calculation on the bottom of AR9 page 12.

Starlight Water Company, Inc.
 Annual Report
 Utility Shutoffs / Disconnects
 12/31/21

Utility Shutoffs / Disconnects		
Name of the System:	STARLIGHT WATER COMPANY	
ADEQ Public Water System Number:		AZ0403063
ADWR PCC Number:		91-000102.0000

Month	Termination without Notice R14-2-410.B	Termination with Notice R14-2-410.C	Other
January	0	0	0
February	0	0	0
March	0	0	0
April	0	2	0
May	0	1	0
June	0	1	0
July	0	1	0
August	0	1	0
September	0	2	0
October	0	1	0
November	0	0	0
December	0	0	0
Total	0	9	0

Other (description):

N/A

Instructions: Fill out the Grey Cells with the relevent information. Input 0 or none if there is nothing recorded in that account or there is no applicable information to report.

Starlight Water Company, Inc.
Annual Report
Property Taxes
12/31/21

Property Taxes	
----------------	--

Amount of actual property taxes paid during Calendar Year 2021 was	\$8,926
--	---------

If no property taxes paid, explain why.
na

Instructions: Fill out the Grey Cells with the relevant information. Input 0 or none if there is nothing recorded in that account or there is no applicable information to report.

Verification and Sworn Statement (Residential Revenue)

Verification:

State of Arizona, the undersigned of the
(state name)

County of (county name): Pima
 Name (owner or official) title: Gary Wene, Owner
 Company name: Starlight Water Company, Inc.

DO SAY THAT THIS ANNUAL UTILITY PROPERTY TAX AND SALES TAX REPORT TO THE ARIZONA CORPORATION COMMISSION.

FOR THE YEAR ENDING: 12/31/21

HAS BEEN PREPARED UNDER MY DIRECTION, FROM THE ORIGINAL BOOKS, PAPERS AND RECORDS OF SAID UTILITY; THAT I HAVE CAREFULLY EXAMINED THE SAME, AND DECLARE THE SAME TO BE A COMPLETE AND CORRECT STATEMENT OF BUSINESS AND AFFAIRS OF SAID UTILITY FOR THE PERIOD COVERED BY THIS REPORT IN RESPECT TO EACH AND EVERY MATTER AND THING SET FORTH, TO THE BEST OF MY KNOWLEDGE, INFORMATION AND BELIEF.

Sworn Statement: IN ACCORDANCE WITH THE REQUIREMENTS OF TITLE 40, ARTICLE 8, SECTION 40-401, ARIZONA REVISED STATUTES, IT IS HEREIN REPORTED THAT THE GROSS OPERATING REVENUE OF SAID UTILITY DERIVED FROM ARIZONA INTRASTATE UTILITY OPERATIONS RECEIVED FROM RESIDENTIAL CUSTOMERS DURING THE CALENDAR YEAR WAS:

RECEIVED
 UTILITY CORPORATION
 2022 MAY 19 P 1:50
 ARIZONA CORPORATION

Arizona Intrastate Gross Operating Revenues Only (\$)

\$396,666


(The amount in the box above includes

\$25,769 in sales taxes billed or collected)

Gary Wene
 signature of owner/official

520-624-1460 x 110

telephone no.



SUBSCRIBED AND SWORN TO BEFORE ME A NOTARY PUBLIC
 IN AND FOR THE COUNTY

Maricopa
(county name)

THIS 2nd DAY OF May, 2022
(month) and (year)

MY COMMISSION EXPIRES 3-2-24
(date)

Alice L. Nossett
 (signature of notary public)

Verification and Sworn Statement

Verification:

State of Arizona I, the undersigned of the
 (state name)
 County of (county name): Pima
 Name (owner or official) title: Gary Wene, Owner
 Company name: Starlight Water Company, Inc.

RECEIVED
 UTILITIES DIVISION
 MAY 19 11:50

DO SAY THAT THIS ANNUAL UTILITY PROPERTY TAX AND SALES TAX REPORT TO THE ARIZONA CORPORATION COMMISSION.

FOR THE YEAR ENDING: 12/31/21

HAS BEEN PREPARED UNDER MY DIRECTION. FROM THE ORIGINAL BOOKS, PAPERS AND RECORDS OF SAID UTILITY; THAT I HAVE CAREFULLY EXAMINED THE SAME, AND DECLARE THE SAME TO BE A COMPLETE AND CORRECT STATEMENT OF BUSINESS AND AFFAIRS OF SAID UTILITY FOR THE PERIOD COVERED BY THIS REPORT IN RESPECT TO EACH AND EVERY MATTER AND THING SET FORTH, TO THE BEST OF MY KNOWLEDGE, INFORMATION AND BELIEF.

Sworn Statement: IN ACCORDANCE WITH THE REQUIREMENTS OF TITLE 40, ARTICLE 8, SECTION 40-401, ARIZONA REVISED STATUTES, IT IS HEREIN REPORTED THAT THE GROSS OPERATING REVENUE OF SAID UTILITY DERIVED FROM ARIZONA INTRASTATE UTILITY OPERATIONS DURING THE CALENDAR YEAR WAS:

Arizona Intrastate Gross Operating Revenues Only (\$)


\$396,666

(The amount in the box above includes

\$25,769 in sales taxes
 billed or collected.)

[Handwritten Signature]
 signature of owner/official

520-624-1460 x 110
 telephone no.



SUBSCRIBED AND SWORN TO BEFORE ME A NOTARY PUBLIC
 IN AND FOR THE COUNTY

THIS 2nd DAY OF MAY 2 2022
 (month) and (year)

MY COMMISSION EXPIRES 3-2-24
 (date)

[Handwritten Signature]
 (signature of notary public)

Starlight Water Company, Inc.
Annual Report
Verification and Sworn Statement (Taxes)
12/31/21

Verification and Sworn Statement (Taxes)

Verification: State of Arizona, the undersigned of the
(state name)

County of (county name): Pima
Name (owner or official) title: Gary Wene, Owner
Company name: Starlight Water Company, Inc.

DO SAY THAT THIS ANNUAL UTILITY PROPERTY TAX AND SALES TAX REPORT TO THE ARIZONA CORPORATION COMMISSION.

FOR THE YEAR ENDING: 12/31/21


HAS BEEN PREPARED UNDER MY DIRECTION, FROM THE ORIGINAL BOOKS, PAPERS AND RECORDS OF SAID UTILITY; THAT I HAVE CAREFULLY EXAMINED THE SAME, AND DECLARE THE SAME TO BE A COMPLETE AND CORRECT STATEMENT OF BUSINESS AND AFFAIRS OF SAID UTILITY FOR THE PERIOD COVERED BY THIS REPORT IN RESPECT TO EACH AND EVERY MATTER AND THING SET FORTH, TO THE BEST OF MY KNOWLEDGE, INFORMATION AND BELIEF.

Sworn Statement: I HEREBY ATTEST THAT ALL PROPERTY TAXES FOR SAID COMPANY ARE CURRENT AND PAID IN FULL.

I HEREBY ATTEST THAT ALL SALES TAXES FOR SAID COMPANY ARE CURRENT AND PAID IN FULL.

[Signature]
signature of owner/official

520-624-1460 x 110
telephone no.



SUBSCRIBED AND SWORN TO BEFORE ME A NOTARY PUBLIC
IN AND FOR THE COUNTY

THIS 7th DAY OF Maricopa
(month) and (year)

MY COMMISSION EXPIRES 3-2-24
(date)

[Signature]
(signature of notary public)

RECEIVED
UTILITIES DIVISION
2022 MAY 19 P 1:50
2022

Starlight Water Company, Inc.
Annual Report
Full Gross-up Method for Income Tax Statement of Certification
12/31/21

Full Gross-up Method for Income Tax Statement of Certification

Verification:


State of Arizona I, the undersigned of the
(state name)

County of (county name): Pima
Name (owner or official) title: DORINDA CHACON, MANGER
Company name: Starlight Water Company, Inc.

FOR THE YEAR ENDING: 12/31/21

Sworn Statement:

IN ACCORDANCE WITH THE REQUIREMENTS OF DECISION NO. 77084, BECAUSE THE UTILITY REQUIRES THE GROSS UP OF ADVANCES AND CONTRIBUTIONS, I HEREBY STATE THAT THE UTILITY HAS INCURRED OR IS EXPECTED TO INCUR A NET INCREASE IN CURRENT INCOME TAX EXPENSE OR A DECREASE IN DEFERRED TAX ASSET FOR A CARRY FORWARD ACCORDING TO GAAP IN AN AMOUNT EQUAL TO OR GREATER THAN THE AMOUNT OF THE REQUIRED GROSS UP PAID BY DEVELOPERS IN THE PERIOD COVERED BY THIS ANNUAL REPORT.


signature of owner/official

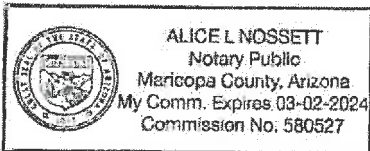
520-624-1460 x 110
telephone no.


RECEIVED
UTILITY REGISTRATION
2022 MAY 19 P 1:50
ARIZONA REGISTRATION

SUBSCRIBED AND SWORN TO BEFORE ME A NOTARY PUBLIC
IN AND FOR THE COUNTY Maricopa
(county name)

THIS 2nd DAY OF May 2, 2022
(month) and (year)

MY COMMISSION EXPIRES 3-2-24
(date)




(signature of notary public)