

**ANNUAL REPORT**

Of

Company Name: Spanish Trail Water Company  
2200 E. River Rd., Ste 115

Mailing Address: Tucson AZ  
85718

**RECEIVED BY EMAIL**  
3/21/2022 10:49 AM  
**ARIZONA CORPORATION COMMISSION**  
**UTILITIES DIVISION**

Docket No.: W-01816A  
For the Year Ended: 12/31/21

**WATER UTILITY**

To

Arizona Corporation Commission

**Due on April 15th**

Email: Util-Compliance@azcc.gov, mail or deliver the completed Annual Report to:  
Arizona Corporation Commission  
Compliance Section - Utilities Division  
1200 West Washington Street  
Phoenix, Arizona 85007

Application Type: Original Filing  
Application Date: 3/10/2022

ARIZONA CORPORATION COMMISSION  
 WATER UTILITY ANNUAL REPORT  
 Spanish Trail Water Company  
 A Class  Utility

For the Calendar Year Ended: 12/31/21

Primary Address:   
 City:  State:  Zip Code:

Telephone Number:

Date of Original Organization of Utility:

Person to whom correspondence should be addressed concerning this report:

Name:   
 Telephone No. :   
 Address:   
 City:  State:  Zip Code:   
 Email:

Regulatory and Management Contact

Name:   
 Telephone No. :   
 Address:   
 City:  State:  Zip Code:   
 Email:

NA

Name:   
 Telephone No. :   
 Address:   
 City:  State:  Zip Code:   
 Email:

NA

Name:   
 Telephone No. :   
 Address:   
 City:  State:  Zip Code:   
 Email:

NA

Name:   
 Telephone No. :   
 Address:   
 City:  State:  Zip Code:   
 Email:

Ownership:

Counties Served:

<b>Important changes during the year</b>
--

No	For those companies not subject to the affiliated interest rules, has there been a change in ownership or direct control during the year?
	If yes, please provide specific details in the box below.
	n/a

No	Has the company been notified by any other regulatory authorities during the year, that they are out of compliance?
	If yes, please provide specific details in the box below.
	n/a

Utility Plant in Service (Water)							
Account No.	Description	Beginning Year Original Cost	Current Year Additions	Current Year Retirements	Adjusted Original Cost	Accumulated Depreciation	OC LD (OC less AD)
301	Organization	\$3,394	\$0	\$0	\$3,394	\$0	\$3,394
302	Franchises	0	0	0	0	0	0
303	Land and Land Rights	0	0	0	0	0	0
304	Structures and Improvements	1,594	0	0	1,594	1,594	0
305	Collecting & Improving Reservoirs	0	0	0	0	0	0
306	Lake, River, Canal Intakes	0	0	0	0	0	0
307	Wells and Springs	506,316	0	0	506,316	125,551	380,765
308	Infiltration Galleries	0	0	0	0	0	0
309	Supply Mains	0	0	0	0	0	0
310	Power Generation Equipment	0	0	0	0	0	0
311	Pumping Equipment	176,141	0	0	176,141	129,820	46,321
320	Water Treatment Equipment	0	0	0	0	0	0
320.1	Water Treatment Plants	0	0	0	0	0	0
320.2	Solution Chemical Feeders	16,900	0	0	16,900	1,407	15,493
320.3	Point-of-Use Treatment Devices	0	0	0	0	0	0
330	Distribution Reservoirs and Standpipes	0	0	0	0	0	0
330.1	Storage Tanks	1,165,389	0	0	1,165,389	77,550	1,087,839
330.2	Pressure Tanks	0	0	0	0	0	0
331	Transmission and Distribution Mains	2,103,579	876,748	0	2,980,327	332,851	2,647,476
333	Services	23,532	441,689	0	465,221	31,639	433,582
334	Meters and Meter Installations	99,118	85,978	9,327	175,769	77,353	98,416
335	Hydrants	0	116,607	0	116,607	1,166	115,441
336	Backflow Prevention Devices	0	0	0	0	0	0
339	Other Plant and Misc. Equipment	0	0	0	0	0	0
340	Office Furniture and Equipment	0	0	0	0	0	0
340.1	Computer & Software	0	0	0	0	0	0
341	Transportation Equipment	0	0	0	0	0	0
342	Stores Equipment	0	0	0	0	0	0
343	Tools, Shop and Garage Equipment	0	0	0	0	0	0
344	Laboratory Equipment	0	0	0	0	0	0
345	Power Operated Equipment	6,906	0	0	6,906	518	6,388
346	Communication Equipment	0	0	0	0	0	0
347	Miscellaneous Equipment	0	4,720	0	4,720	236	4,484
348	Other Tangible Plant	0	0	0	0	0	0
	<b>Totals</b>	<b>\$4,102,869</b>	<b>\$1,525,742</b>	<b>\$9,327</b>	<b>\$5,619,284</b>	<b>\$779,685</b>	<b>\$4,839,599</b>

Spanish Trail Water Company  
Annual Report  
Depreciation Expense for the Current Year (Water)  
12/31/21

Depreciation Expense for the Current Year (Water)									
Account No.	Description	Beginning Year Original Cost	Current Year Additions	Current Year Retirements	Adjusted Original Cost	Fully Depreciated/Non-depreciable Plant	Depreciable Plant	Depreciation Percentages	Depreciation Expense
301	Organization	\$3,394	\$0	\$0	\$3,394	\$3,394	\$0	0.00%	\$0
302	Franchises	0	0	0	0	0	0	0.00%	0
303	Land and Land Rights	0	0	0	0	0	0	0.00%	0
304	Structures and Improvements	1,594	0	0	1,594	1,594	0	3.33%	0
305	Collecting & Improving Reservoirs	0	0	0	0	0	0	3.33%	0
306	Lake, River, Canal Intakes	0	0	0	0	0	0	0.00%	0
307	Wells and Springs	506,316	0	0	506,316	0	506,316	3.33%	16,860
308	Infiltration Galleries	0	0	0	0	0	0	0.00%	0
309	Supply Mains	0	0	0	0	0	0	0.00%	0
310	Power Generation Equipment	0	0	0	0	0	0	0.00%	0
311	Pumping Equipment	176,141	0	0	176,141	0	176,141	12.50%	22,018
320	Water Treatment Equipment	0	0	0	0	0	0	3.33%	0
320.1	Water Treatment Plants	0	0	0	0	0	0	3.33%	0
320.2	Solution Chemical Feeders	16,900	0	0	16,900	0	16,900	3.33%	563
320.3	Point-of-Use Treatment Devices	0	0	0	0	0	0	3.33%	0
330	Distribution Reservoirs and Standpipes	0	0	0	0	0	0	2.22%	0
330.1	Storage Tanks	1,165,389	0	0	1,165,389	16,526	1,148,863	2.22%	25,505
330.2	Pressure Tanks	0	0	0	0	0	0	2.22%	0
331	Transmission and Distribution Mains	2,103,579	876,748	0	2,980,327	0	2,980,327	2.00%	50,839
333	Services	23,532	441,689	0	465,221	0	465,221	3.33%	8,138
334	Meters and Meter Installations	99,118	85,978	9,327	175,769	0	175,769	8.33%	11,449
335	Hydrants	0	116,607	0	116,607	0	116,607	2.00%	1,166
336	Backflow Prevention Devices	0	0	0	0	0	0	6.67%	0
339	Other Plant and Misc. Equipment	0	0	0	0	0	0	6.67%	0
340	Office Furniture and Equipment	0	0	0	0	0	0	6.67%	0
340.1	Computer & Software	0	0	0	0	0	0	20.00%	0
341	Transportation Equipment	0	0	0	0	0	0	20.00%	0
342	Stores Equipment	0	0	0	0	0	0	0.00%	0
343	Tools, Shop and Garage Equipment	0	0	0	0	0	0	5.00%	0
344	Laboratory Equipment	0	0	0	0	0	0	10.00%	0
345	Power Operated Equipment	6,906	0	0	6,906	0	6,906	5.00%	345
346	Communication Equipment	0	0	0	0	0	0	5.00%	0
347	Miscellaneous Equipment	0	4,720	0	4,720	0	4,720	10.00%	236
348	Other Tangible Plant	0	0	0	0	0	0	0.00%	0
	<b>Subtotal</b>	<b>\$4,102,869</b>	<b>\$1,525,742</b>	<b>\$9,327</b>	<b>\$5,619,284</b>	<b>\$21,514</b>	<b>\$5,597,770</b>		<b>\$137,119</b>

Contribution(s) in Aid of Construction (Gross)	\$286,349
Less: Non Amortizable Contribution(s)	0
Fully Amortized Contribution(s)	0
Amortizable Contribution(s)	<b>\$286,349</b>
Times: Proposed Amortization Rate	2.45%
<b>Amortization of CIAC</b>	<b>\$7,014</b>

Less: Amortization of CIAC \$7,014

**DEPRECIATION EXPENSE** **\$130,104**

Spanish Trail Water Company  
Annual Report  
Balance Sheet Assets  
12/31/21

Balance Sheet Assets				
	Assets		Balance at Beginning of Year (2021)	Balance at End of Year (2021)
<b>Account No.</b>	<b>Current and Accrued Assets</b>			
131	Cash		\$15,140	\$141,218
134	Working Funds		0	0
135	Temporary Cash Investments		0	0
141	Customer Accounts Receivable		4,609	32,912
146	Notes Receivable from Associated Companies		0	0
151	Plant Material and Supplies		0	0
162	Prepayments		18,053	18,053
174	Miscellaneous Current and Accrued Assets		0	0
	<b>Total Current and Accrued Assets</b>		<b>\$37,802</b>	<b>\$192,184</b>
<b>Account No.</b>	<b>Fixed Assets</b>			
101	Utility Plant in Service*		\$4,102,869	\$5,619,284
103	Property Held for Future Use		12,000	12,000
105	Construction Work in Progress		86,930	345,782
108	Accumulated Depreciation (enter as negative)*		(651,890)	(779,685)
121	Non-Utility Property		0	0
122	Accumulated Depreciation - Non Utility		0	0
	<b>Total Fixed Assets</b>		<b>\$3,549,909</b>	<b>\$5,197,381</b>
	<b>Total Assets</b>		<b>\$3,587,711</b>	<b>\$5,389,565</b>

\*Note these items feed automatically from AR3 UPIS Page 4

Spanish Trail Water Company  
Annual Report  
Balance Sheet Liabilities and Owners Equity

<b>Balance Sheet Liabilities and Owners Equity</b>				
	<b>Liabilities</b>		<b>Balance at Beginning of Year (2021)</b>	<b>Balance at End of Year (2021)</b>
<b>Account No.</b>	<b>Current Liabilities</b>			
231	Accounts Payable		\$161,053	\$0
232	Notes Payable (Current Portion)		0	0
234	Notes Payable to Associated Companies		0	0
235	Customer Deposits		29,017	183,245
236	Accrued Taxes		7,739	9,906
237	Accrued Interest		0	0
242	Miscellaneous Current and Accrued Liabilities		0	0
	<b>Total Current Liabilities</b>		<b>\$197,809</b>	<b>\$193,151</b>
	<b>Long Term Debt</b>			
224	Long Term Debt (Notes and Bonds)		\$0	\$0
	<b>Deferred Credits</b>			
251	Unamortized Premium on Debt		\$0	\$0
252	Advances in Aid of Construction		0	1,412,901
255	Accumulated Deferred Investment Tax Credits		0	0
271	Contributions in Aid of Construction		286,439	286,439
272	Less: Amortization of Contributions		(55,127)	(62,141)
281	Accumulated Deferred Income Tax		0	0
	<b>Total Deferred Credits</b>		<b>\$231,312</b>	<b>\$1,637,199</b>
	<b>Total Liabilites</b>		<b>\$429,121</b>	<b>\$1,830,350</b>
	<b>Capital Accounts</b>			
201	Common Stock Issued		\$1,000	\$1,000
211	Other Paid-In Capital		7,221,077	7,702,970
215	Retained Earnings		(4,063,487)	(4,144,754)
218	Proprietary Capital (Sole Props and Partnerships)		0	0
	<b>Total Capital</b>		<b>\$3,158,590</b>	<b>\$3,559,216</b>
	<b>Total Liabilities and Capital</b>		<b>\$3,587,711</b>	<b>\$5,389,566</b>

**Note: Total liabilities and Capital must match total assets for the beginning and end of the year!**

Spanish Trail Water Company  
Annual Report  
Water Comparative Income Statement  
12/31/21

<b>Water Comparative Income Statement</b>			
Account No.	Calendar Year	Current Year 01/01/2021 -	Last Year 01/01/2020 - 12/31/2020
	<b>Operating Revenue</b>		
461	Metered Water Revenue	\$378,695	\$288,286
460	Unmetered Water Revenue	0	0
462	Fire Protection Revenue	0	0
469	Guaranteed Revenues (Surcharges)	0	0
471	Miscellaneous Service Revenues	0	0
474	Other Water Revenue	100,000	0
	<b>Total Revenues</b>	<b>\$478,695</b>	<b>\$288,286</b>
	<b>Operating Expenses</b>		
601	Salaries and Wages	\$0	\$0
604	Employee Pensions and Benefits	0	0
610	Purchased Water	0	47,472
615	Purchased Power	61,206	42,475
618	Chemicals	0	219
620	Materials and Supplies	0	0
620.1	Repairs and Maintenance	42,259	7,795
620.2	Office Supplies and Expense	1,767	2,368
630	Contractual Services	0	0
631	Contractual Services - Engineering	5,113	16,891
632	Contractual Services - Accounting	100,097	58,470
633	Contractual Services - Legal	0	1,600
634	Contractual Services - Management Fees	12,000	12,000
635	Contractual Services - Water Testing	32	813
636	Contractual Services - Other	26,037	159,449
640	Rents	0	0
641	Rental of Building/Real Property	0	0
642	Rental of Equipment	0	0
650	Transportation Expenses	0	0
657	Insurance - General Liability	12,521	12,071
657.1	Insurance - Health and Life	0	0
665	Regulatory Commission Expense - Rate	0	0
670	Bad Debt Expense	0	0
675	Miscellaneous Expense	27,533	116,514
403	Depreciation Expense (From Schedule AR4)	130,104	82,795
408	Taxes Other Than Income	24,411	15,531
408.11	Property Taxes	15,544	13,116
409	Income Taxes	0	0
427.1	Customer Security Deposit Interest	0	0
	<b>Total Operating Expenses</b>	<b>\$458,624</b>	<b>\$589,579</b>
	<b>Operating Income / (Loss)</b>	<b>\$20,071</b>	<b>(\$301,293)</b>
	<b>Other Income / (Expense)</b>		
419	Interest and Dividend Income	\$0	\$0
421	Non-Utility Income	0	0
426	Miscellaneous Non-Utility (Expense)	0	0
427	Interest (Expense)	0	0
	<b>Total Other Income / (Expense)</b>	<b>\$0</b>	<b>\$0</b>
	<b>Net Income / (Loss)</b>	<b>\$20,071</b>	<b>(\$301,293)</b>



Spanish Trail Water Company  
 Annual Report  
 Full time equivalent employees  
 12/31/21

**Full time equivalent employees**

	Direct Company	Allocated	Outside service	Total
President	0.0	0.5	0.0	0.5
Vice-president	0.0	0.0	0.0	0.0
Manager	0.0	0.0	1.0	1.0
Engineering Staff	0.0	0.0	1.0	1.0
System Operator(s)	0.0	0.0	1.0	1.0
Meter reader	0.0	0.0	0.2	0.2
Customer Service	0.0	0.0	0.5	0.5
Accounting	0.0	0.5	0.5	1.0
Business Office	0.0	0.0	0.0	0.0
Rates Department	0.0	0.0	0.0	0.0
Administrative Staff	0.0	0.1	0.0	0.1
Other	0.0	0.0	0.0	0.0
<b>Total</b>	0.0	1.1	4.2	5.3

Spanish Trail Water Company  
 Annual Report  
 Supplemental Financial Data (Long-Term Debt)  
 12/31/21

Supplemental Financial Data (Long-Term Debt)				
	Loan #1	Loan #2	Loan #3	Loan #4
Date Issued	n/a	n/a	n/a	n/a
Source of Loan				
ACC Decision No.				
Reason for Loan				
Dollar Amt. Issued				
Amount Outstanding				
Date of Maturity				
Interest Rate				
Current Year Interest				
Current Year Principal				

Meter Deposit Balance at Test Year End:	\$139,738
---	-----------

Meter Deposits Refunded During the Test Year:	\$3,524
---	---------

**List all bonds, notes, loans, and other types of indebtedness in which the proceeds were used in the provision of public utility service. Indebtedness incurred for personal uses by the owner of the utility should not be listed. Input 0 or none if there is nothing to report for that cell.**

Well and Water Usage											
Name of the System:		SPANISH TRAIL WATER COMPANY									
ADEQ Public Water System Number:		AZ0410127									
ADWR PCC Number:		91-000444.0000									
Well registry 55# (55-XXXXXX):	Pump Horsepower	Pump Yield (gpm)	Casing Depth (feet)	Casing Diameter (inches)	Pump Motor Type **	Year Drilled	Water level 2011	Water level 2021	Meter Size (inches)	How measured:	Active
55-622249	5	35	200	8	submersible	1982	100	107	2	Metered	Yes
55-622256	40	400	200	12	turbine	1982	144	144	4	Metered	Yes
55-536560	20	300	200	12	turbine	1982	139	150	6	Metered	Yes
55-591952	250	1,200	737	16	turbine	2002	310	358	8	Metered	Yes
										N/A	N/A
										N/A	N/A
										N/A	N/A
										N/A	N/A
										N/A	N/A
										N/A	N/A
										N/A	N/A
										N/A	N/A
										N/A	N/A
										N/A	N/A
										N/A	N/A
										N/A	N/A
										N/A	N/A
										N/A	N/A
										N/A	N/A
										N/A	N/A
										N/A	N/A
										N/A	N/A
										N/A	N/A
										N/A	N/A

Name of system water delivered to: SPANISH TRAIL WATER COMPANY  
 ADWR PCC Number: 91-000444.0000  
 Source of water delivered to another system: CAP

Name of system water received from: NA  
 ADWR PCC Number: #N/A  
 Source of water received: NA  
 Well registry 55# (55-XXXXXX):

Month	Water withdrawn (gallons) <sup>1</sup>	Water sold (gallons) <sup>2</sup>	Water delivered (sold) to other systems (gallons) <sup>3</sup>	Water received (purchased) from other systems (gallons) <sup>4</sup>	Estimated authorized use (gallons) <sup>5</sup>	Purchased Power Expense <sup>6</sup>	Purchased Power (kWh) <sup>7</sup>
January	9,094,500.00	8,543,700.00	0.00	0.00	227,361.34	\$4,870	30,876
February	27,350,700.00	25,694,200.00	0.00	0.00	683,766.96	4,163	27,074
March	10,345,700.00	9,719,100.00	0.00	0.00	258,641.84	4,435	28,934
April	16,384,400.00	15,392,000.00	0.00	0.00	409,609.09	4,953	33,149
May	11,510,500.00	10,813,400.00	0.00	0.00	287,762.00	5,975	40,562
June	12,663,400.00	11,896,500.00	0.00	0.00	316,585.17	5,544	33,908
July	12,654,400.00	11,888,000.00	0.00	0.00	316,361.15	6,607	40,423
August	6,860,100.00	6,444,600.00	0.00	0.00	171,501.61	5,397	32,723
September	11,470,500.00	10,775,800.00	0.00	0.00	286,761.48	4,025	23,885
October	7,534,300.00	7,078,000.00	0.00	0.00	188,357.48	5,087	30,245
November	11,940,700.00	11,217,500.00	0.00	0.00	298,517.32	4,833	31,718
December	12,306,800.00	11,561,400.00	0.00	0.00	307,670.10	5,317	35,420
<b>Totals</b>	<b>150,116,000.00</b>	<b>141,024,200.00</b>	<b>0.00</b>	<b>0.00</b>	<b>3,752,895.53</b>	<b>\$61,206</b>	<b>388,917</b>

If applicable, in the space below please provide a description for all un-metered water use along with amounts:  
 With installation of new infrastructure and services there has been several backflush requirements. Additionally there was a backflow of the reservoir of different volumes.

1 Water withdrawn - Total gallons of water withdrawn from pumped sources.  
 2 Water sold - Total gallons from customer meters, and other sales such as construction water.  
 3 Water delivered (sold) to other systems - Total gallons of water delivered to other systems.  
 4 Water received (purchased) from other systems - Total gallons of water purchased/received from other systems.  
 5 Estimated authorized use - Total estimated gallons from authorized metered or unmetered use. Authorized uses such as flushing (mains, services and hydrants) draining/cleaning tanks, process, construction, fire fighting, etc. Non-authorized use (real losses) are service line breaks and leaks, water main breaks, meter inaccuracies and theft.  
 6 Enter the total purchased power costs for the power meters associated with this system.  
 7 Enter the total purchased kWh used by the power meters associated with this system.

Water Utility Plant Description			
Name of the System:	SPANISH TRAIL WATER COMPANY		
ADEQ Public Water System Number:	AZ0410127		
ADWR PCC Number:	91-000444.0000		

MAINS		
Sizes (inches)	Material	Length (feet)
4.00	AC/PVC	12,910
6.00	AC/PVC	31,520
8.00	PVC	12,069
12.00	PVC C900	6,319
0.00	NA	
8.00	PVC C900	463
12.00	ACP, DIP, PVC	987
12.00	AC/PVC	22,028
0.00	NA	
6.00	PVC C900	1,291
8.00	PVC C900	12,150
12.00	PVC C900	1,605
0.00	NA	
0.00	NA	

CUSTOMER METERS			
Size (inches)	Quantity	Percent over 1,000,000 gallons	Percent over 10 years old
5/8 X 3/4	602	0%	58%
0.75	89	0%	45%
1	27	0%	45%
1.5	3	0%	0%
2	11	27%	18%
NA	NA	NA	NA
NA	NA	NA	NA
NA	NA	NA	NA
NA	NA	NA	NA
NA	NA	NA	NA
NA	NA	NA	NA
NA	NA	NA	NA
NA	NA	NA	NA
NA	NA	NA	NA
NA	NA	NA	NA
NA	NA	NA	NA
NA	NA	NA	NA
NA	NA	NA	NA
NA	NA	NA	NA
NA	NA	NA	NA
NA	NA	NA	NA
NA	NA	NA	NA
NA	NA	NA	NA

SERVICE LINES			
Material	Percent of system	Year installed	
Galvanized steel	70%	Pre-2005	
Copper	30%	2020	
NA			
NA			
NA			

BOOSTER PUMPS			
Horsepower	GPM	Quantity	
20	300	2	
7.5	50	2	

FIRE HYDRANTS	
Type	Quantity
Standard *	63
Other	

STORAGE TANKS			
Capacity (gallons)	Material	Quantity	Year installed
10,000	Steel	2	Pre-2005
700,000	Steel	1	2020

PRESSURE/BLADDER TANKS			
Capacity (gallons)	Material	Quantity	Year installed
1,000	Steel	1	Pre-2005
2,000	Steel	1	Pre-2005
3,000	Steel	1	Pre-2005
5,000	Steel	1	2019

\* A standard fire hydrant has two 2.5 inch hose connection nozzles with 7.5 threads per inch, and one 4.5 inch pumper connection nozzle with 4 threads per inch.

<b>Water Utility Plant Description (Continued)</b>
--

For the following three items, list the utility owned assets in each category for each system.

<b>TREATMENT EQUIPMENT:</b>	Chlorinator
<b>STRUCTURES:</b>	n/a
<b>OTHER:</b>	Both the Los Reales well site and the 700K reservoir site have concrete/block walls surrounding them.

**Provide a calculation used to determine the value of one water equivalent residential connection (ERC).**

Use one of the following methods:

- (a) If actual flow data are available from the preceding 12 months, divide the total annual single family residence (SFR) gallons sold by the average number of single family residence customers for the same period and divide the result by
- (b) If no historical flow data are available, use:  

$$ERC = ( \text{Total SFR gallons sold (Omit 000)} / 365 \text{ days} / 350 \text{ gallons per day} )$$

ERC 

261
-----

  
 Method used: 

(a)
-----

Customer and Other Information	
Name of the System:	SPANISH TRAIL WATER COMPANY
ADEQ Public Water System Number:	AZ0410127
ADWR PCC Number:	91-000444.0000

Month	Number of Customers				
	Single-Family	Multi-Family	Commercial	Turf/Irrigation	Other Non-Residential
January	488	1	4	10	0
February	517	1	4	10	0
March	552	1	4	10	0
April	567	1	4	10	0
May	592	1	4	10	0
June	627	1	4	10	0
July	652	1	4	10	0
August	677	1	4	10	0
September	689	1	4	10	0
October	706	1	4	10	0
November	716	1	4	10	0
December	721	1	4	10	0

If the system has fire hydrants, what is the fire flow requirements?  GPM for  hrs.

Does the system have chlorination treatment?

Does the Company have an ADWR Gallons Per Capita Per Day (GCPCPD) requirement?   
 If yes, provide the GCPCPD amount:

Is the Water Utility located in an ADWR Active Management Area (AMA)?   
 If yes, which AMA?

What is the present system connection capacity (in ERCs \*) using existing lines?

What is the future system connection capacity (in ERCs \*) upon service area buildout?

Describe any plans and estimated completion dates for any enlargements or improvements of this system.

Improvements are currently being constructed. A new well location was equipped in 2019 and in 2020 a new 700,000 gallon reservoir was put into service. This infrastructure will sustain additional units for the next couple of years (the first phase of the newest improvement is 811 residential lots - to come online throughout the next 4 years). 2021 saw the completion of the subdivisions water line work, lots began selling and new customers have been added quickly throughout 2021. Additional design work has begun for the next phase of the development.

\* an ERC is based on the calculation on the bottom of AR9 page 12.

Spanish Trail Water Company  
 Annual Report  
 Utility Shutoffs / Disconnects  
 12/31/21

Utility Shutoffs / Disconnects	
Name of the System:	SPANISH TRAIL WATER COMPANY
ADEQ Public Water System Number:	AZ0410127
ADWR PCC Number:	91-000444.0000

Month	Termination without Notice R14-2-410.B	Termination with Notice R14-2-410.C	Other
January	0	5	0
February	0	0	0
March	0	2	0
April	0	1	0
May	0	3	0
June	0	6	0
July	0	6	0
August	0	20	0
September	0	14	0
October	0	14	0
November	0	23	0
December	0	3	0
<b>Total</b>	<b>0</b>	<b>97</b>	<b>0</b>

**Other (description):**

**Instructions:** Fill out the Grey Cells with the relevent information. Input 0 or none if there is nothing recorded in that account or there is no applicable information to report.

Spanish Trail Water Company  
Annual Report  
Property Taxes  
12/31/21

<b>Property Taxes</b>	
-----------------------	--

Amount of actual property taxes paid during Calendar Year 2021 was	\$14,330
--	----------

If no property taxes paid, explain why. n/a
--

<b>Instructions:</b> Fill out the Grey Cells with the relevant information. Input 0 or none if there is nothing recorded in that account or there is no applicable information to report.
---



Verification and Sworn Statement (Taxes)

Verification: State of Arizona I, the undersigned of the  
(state name)

County of (county name): Pima  
Name (owner or official) title: Mark Weinberg, General Manager  
Company name: Spanish Trail Water Company

DO SAY THAT THIS ANNUAL UTILITY PROPERTY TAX AND SALES TAX REPORT TO THE ARIZONA CORPORATION COMMISSION.

FOR THE YEAR ENDING: 12/31/21

HAS BEEN PREPARED UNDER MY DIRECTION, FROM THE ORIGINAL BOOKS, PAPERS AND RECORDS OF SAID UTILITY; THAT I HAVE CAREFULLY EXAMINED THE SAME, AND DECLARE THE SAME TO BE A COMPLETE AND CORRECT STATEMENT OF BUSINESS AND AFFAIRS OF SAID UTILITY FOR THE PERIOD COVERED BY THIS REPORT IN RESPECT TO EACH AND EVERY MATTER AND THING SET FORTH, TO THE BEST OF MY KNOWLEDGE, INFORMATION AND BELIEF.

Sworn Statement: I HEREBY ATTEST THAT ALL PROPERTY TAXES FOR SAID COMPANY ARE CURRENT AND PAID IN FULL.

I HEREBY ATTEST THAT ALL SALES TAXES FOR SAID COMPANY ARE CURRENT AND PAID IN FULL.



signature of owner/official

520-577-0200  
telephone no.

SUBSCRIBED AND SWORN TO BEFORE ME A NOTARY PUBLIC  
IN AND FOR THE COUNTY

THIS

17th

DAY OF

PIMA


(county name)

MARCH 2022

(month) and (year)

MY COMMISSION EXPIRES

7/7/2025  
(date)



Nicola Madsen  
(signature of notary public)

**Verification and Sworn Statement**

**Verification:**

State of Arizona I, the undersigned of the  
(state name)

County of (county name): Pima  
Name (owner or official) title: Mark Weinberg, General Manager  
Company name: Spanish Trail Water Company

DO SAY THAT THIS ANNUAL UTILITY PROPERTY TAX AND SALES TAX REPORT TO THE ARIZONA CORPORATION COMMISSION.

FOR THE YEAR ENDING: 12/31/21

HAS BEEN PREPARED UNDER MY DIRECTION, FROM THE ORIGINAL BOOKS, PAPERS AND RECORDS OF SAID UTILITY; THAT I HAVE CAREFULLY EXAMINED THE SAME, AND DECLARE THE SAME TO BE A COMPLETE AND CORRECT STATEMENT OF BUSINESS AND AFFAIRS OF SAID UTILITY FOR THE PERIOD COVERED BY THIS REPORT IN RESPECT TO EACH AND EVERY MATTER AND THING SET FORTH, TO THE BEST OF MY KNOWLEDGE, INFORMATION AND BELIEF.

**Sworn Statement:** IN ACCORDANCE WITH THE REQUIREMENTS OF TITLE 40, ARTICLE 8, SECTION 40-401, ARIZONA REVISED STATUTES, IT IS HEREIN REPORTED THAT THE GROSS OPERATING REVENUE OF SAID UTILITY DERIVED FROM ARIZONA INTRASTATE UTILITY OPERATIONS DURING THE CALENDAR YEAR WAS:

Arizona Intrastate Gross Operating Revenues Only (\$)

\$378,695

(The amount in the box above includes

\$24,411 in sales taxes  
billed or collected)

[Signature]  
signature of owner/official

520-577-0200  
telephone no.

SUBSCRIBED AND SWORN TO BEFORE ME A NOTARY PUBLIC  
IN AND FOR THE COUNTY PIMA

THIS

17th

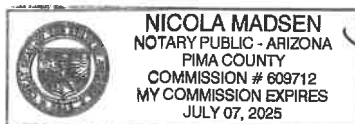
DAY OF

PIMA (county name)

MARCH, 2022  
(month) and (year)

MY COMMISSION EXPIRES

7/7/2025  
(date)



[Signature]  
(signature of notary public)

**Verification and Sworn Statement (Residential Revenue)**

**Verification:**

State of Arizona I, the undersigned of the  
(state name)

County of (county name): Pima  
Name (owner or official) title: Mark Weinberg, General Manager  
Company name: Spanish Trail Water Company

DO SAY THAT THIS ANNUAL UTILITY PROPERTY TAX AND SALES TAX REPORT TO THE ARIZONA CORPORATION COMMISSION.

FOR THE YEAR ENDING: 12/31/21

HAS BEEN PREPARED UNDER MY DIRECTION, FROM THE ORIGINAL BOOKS, PAPERS AND RECORDS OF SAID UTILITY; THAT I HAVE CAREFULLY EXAMINED THE SAME, AND DECLARE THE SAME TO BE A COMPLETE AND CORRECT STATEMENT OF BUSINESS AND AFFAIRS OF SAID UTILITY FOR THE PERIOD COVERED BY THIS REPORT IN RESPECT TO EACH AND EVERY MATTER AND THING SET FORTH, TO THE BEST OF MY KNOWLEDGE, INFORMATION AND BELIEF.

**Sworn Statement:** IN ACCORDANCE WITH THE REQUIREMENTS OF TITLE 40, ARTICLE 8, SECTION 40-401, ARIZONA REVISED STATUTES, IT IS HEREIN REPORTED THAT THE GROSS OPERATING REVENUE OF SAID UTILITY DERIVED FROM ARIZONA INTRASTATE UTILITY OPERATIONS RECEIVED FROM RESIDENTIAL CUSTOMERS DURING THE CALENDAR YEAR WAS:

Arizona Intrastate Gross Operating Revenues Only (\$)

\$157,192

(The amount in the box above includes

\$10,133 in sales taxes  
billed or collected)

  
\_\_\_\_\_  
signature of owner/official  
520-577-0200  
\_\_\_\_\_  
telephone no.

SUBSCRIBED AND SWORN TO BEFORE ME A NOTARY PUBLIC  
IN AND FOR THE COUNTY


PIMA  
\_\_\_\_\_  
(county name)

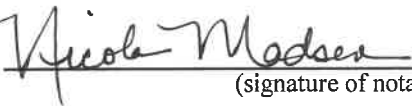
THIS 17th

DAY OF MARCH, 2022  
\_\_\_\_\_  
(month) and (year)

MY COMMISSION EXPIRES

7/7/2025  
\_\_\_\_\_  
(date)



  
\_\_\_\_\_  
(signature of notary public)

**Self-pay Method for Income Tax Statement of Certification**

**Verification:**

State of Arizona I, the undersigned of the  
(state name)

County of (county name): Pima  
Name (owner or official) title: Mark Weinberg, General Manager  
Company name: Spanish Trail Water Company

FOR THE YEAR ENDING: 12/31/21

**Sworn Statement:**

IN ACCORDANCE WITH THE REQUIREMENTS OF DECISION NO. 77084, BECAUSE THE UTILITY REQUIRES THE GROSS UP OF ADVANCES AND CONTRIBUTIONS, I HEREBY STATE THAT THE UTILITY HAS NOT INCURRED NOR IS EXPECTED TO INCUR A NET INCREASE IN CURRENT INCOME TAX EXPENSE OR A DECREASE IN DEFERRED TAX ASSET FOR A CARRY FORWARD ACCORDING TO GAAP IN AN AMOUNT EQUAL TO OR GREATER THAN THE AMOUNT OF THE REQUIRED GROSS UP PAID BY DEVELOPERS IN THE PERIOD COVERED BY THIS ANNUAL REPORT.

[Signature]  
signature of owner/official

520-577-0200  
telephone no.

SUBSCRIBED AND SWORN TO BEFORE ME A NOTARY PUBLIC  
IN AND FOR THE COUNTY

PIMA

(county name)

THIS

17<sup>th</sup>


DAY OF

March, 2022

(month) and (year)

MY COMMISSION EXPIRES

7/7/2025  
(date)



[Signature]

(signature of notary public)