

RECEIVED  
UTILITIES DIVISION  
2019 MAR 29 A 11:06

**ANNUAL REPORT**

Of

Company Name:   
2200 E. River Rd., Ste 115

Mailing Address: Tucson AZ  
85718

Docket No.: W-01816A  
For the Year Ended:

**WATER UTILITY**

To

Arizona Corporation Commission

**Due on April 15th**

Email: [rdelafuente@azcc.gov](mailto:rdelafuente@azcc.gov), mail or deliver the completed Annual Report to:  
Arizona Corporation Commission  
Compliance Section - Utilities Division  
1200 West Washington Street  
Phoenix, Arizona 85007

Application Type:   
Application Date:

4-1-19

ARIZONA CORPORATION COMMISSION  
WATER UTILITY ANNUAL REPORT  
Spanish Trail Water Company  
A Class  Utility

1. For the Calendar Year Ended:

2. Address:   
City:  State:  Zip Code:

3. Telephone Number:

4. Date of Original Organization of Utility:

5. Person to whom correspondence should be addressed concerning this report:

Name:   
Telephone No. :   
Address:   
City:  State:  Zip Code:   
Email:

6. On-Site Manager:

Name:   
Telephone No. :   
Address:   
City:  State:  Zip Code:   
Email:

7. Ownership:

8. Counties Served:

Spanish Trail Water Company  
Annual Report  
Utility Plant in Service (Water)  
12/31/18

Utility Plant in Service (Water)							
Account No.	Description	Beginning Year Original Cost	Current Year Additions	Current Year Retirements	Adjusted Original Cost	Accumulated Depreciation	OCLD (OC less AD)
301	Organization	\$3,394	\$0	\$0	\$3,394	\$0	\$3,394
302	Franchises	0	0	0	0	0	0
303	Land and Land Rights	0	0	0	0	0	0
304	Structures and Improvements	1,594	0	0	1,594	1,594	0
305	Collecting & Improving Reservoirs	0	0	0	0	0	0
306	Lake, River, Canal Intakes	0	0	0	0	0	0
307	Wells and Springs	133,626	14,750	0	148,376	78,373	70,003
308	Infiltration Galleries	0	0	0	0	0	0
309	Supply Mains	0	0	0	0	0	0
310	Power Generation Equipment	0	0	0	0	0	0
311	Pumping Equipment	70,377	0	0	70,377	70,377	0
320	Water Treatment Equipment	0	0	0	0	0	0
320.1	Water Treatment Plants	0	0	0	0	0	0
320.2	Solution Chemical Feeders	0	0	0	0	0	0
320.3	Point-of-Use Treatment Devices	0	0	0	0	0	0
330	Distribution Reservoirs and Standpipes	0	0	0	0	0	0
330.1	Storage Tanks	96,929	0	0	96,929	35,041	61,888
330.2	Pressure Tanks	0	0	0	0	0	0
331	Transmission and Distribution Mains	462,083	0	0	462,083	247,113	214,970
333	Services	23,532	0	0	23,532	21,934	1,598
334	Meters and Meter Installations	61,993	0	0	61,993	61,992	1
335	Hydrants	0	0	0	0	0	0
336	Backflow Prevention Devices	0	0	0	0	0	0
339	Other Plant and Misc. Equipment	0	0	0	0	0	0
340	Office Furniture and Equipment	0	0	0	0	0	0
340.1	Computer & Software	0	0	0	0	0	0
341	Transportation Equipment	0	0	0	0	0	0
342	Stores Equipment	0	0	0	0	0	0
343	Tools, Shop and Garage Equipment	0	0	0	0	0	0
344	Laboratory Equipment	0	0	0	0	0	0
345	Power Operated Equipment	0	0	0	0	0	0
346	Communication Equipment	0	0	0	0	0	0
347	Miscellaneous Equipment	0	0	0	0	0	0
348	Other Tangible Plant	0	0	0	0	0	0
	<b>Totals</b>	<b>\$853,528</b>	<b>\$14,750</b>	<b>\$0</b>	<b>\$868,278</b>	<b>\$516,424</b>	<b>\$351,854</b>

**Instructions:** Fill out the Grey Cells with the relevant information. Input 0 or none if there is nothing recorded in that account or there is no applicable information to report.

Spanish Trail Water Company  
Annual Report  
Depreciation Expense for the Current Year (Water)  
12/31/18

Depreciation Expense for the Current Year (Water)								
Account No.	Description	Beginning Year Original Cost	Current Year Additions	Current Year Retirements	Adjusted Original Cost	Fully Depreciated/Non-depreciable Plant	Depreciation Percentages	Depreciation Expense
301	Organization	\$3,394	\$0	\$0	\$3,394	\$3,394	0.00%	\$0
302	Franchises	0	0	0	0	0	0.00%	0
303	Land and Land Rights	0	0	0	0	0	0.00%	0
304	Structures and Improvements	1,594	0	0	1,594	1,594	3.33%	0
305	Collecting & Improving Reservoirs	0	0	0	0	0	0.00%	0
306	Lake, River, Canal Intakes	0	0	0	0	0	0.00%	0
307	Wells and Springs	133,626	14,750	0	148,376	0	3.33%	4,695
308	Infiltration Galleries	0	0	0	0	0	0.00%	0
309	Supply Mains	0	0	0	0	0	0.00%	0
310	Power Generation Equipment	0	0	0	0	0	0.00%	0
311	Pumping Equipment	70,377	0	0	70,377	70,377	12.50%	0
320	Water Treatment Equipment	0	0	0	0	0	0.00%	0
320.1	Water Treatment Plants	0	0	0	0	0	3.33%	0
320.2	Solution Chemical Feeders	0	0	0	0	0	20.00%	0
320.3	Point-of-Use Treatment Devices	0	0	0	0	0	0.00%	0
330	Distribution Reservoirs and Standpipes	0	0	0	0	0	0.00%	0
330.1	Storage Tanks	96,929	0	0	96,929	0	2.22%	2,152
330.2	Pressure Tanks	0	0	0	0	0	5.00%	0
331	Transmission and Distribution Mains	462,083	0	0	462,083	0	2.00%	9,242
333	Services	23,532	0	0	23,532	0	3.33%	784
334	Meters and Meter Installations	61,993	0	0	61,993	61,993	8.33%	0
335	Hydrants	0	0	0	0	0	2.00%	0
336	Backflow Prevention Devices	0	0	0	0	0	6.67%	0
339	Other Plant and Misc. Equipment	0	0	0	0	0	6.67%	0
340	Office Furniture and Equipment	0	0	0	0	0	6.67%	0
340.1	Computer & Software	0	0	0	0	0	20.00%	0
341	Transportation Equipment	0	0	0	0	0	20.00%	0
342	Stores Equipment	0	0	0	0	0	0.00%	0
343	Tools, Shop and Garage Equipment	0	0	0	0	0	5.00%	0
344	Laboratory Equipment	0	0	0	0	0	10.00%	0
345	Power Operated Equipment	0	0	0	0	0	5.00%	0
346	Communication Equipment	0	0	0	0	0	5.00%	0
347	Miscellaneous Equipment	0	0	0	0	0	10.00%	0
348	Other Tangible Plant	0	0	0	0	0	0.00%	0
	<b>Subtotal</b>	<b>\$853,528</b>	<b>\$14,750</b>	<b>\$0</b>	<b>\$868,278</b>	<b>\$137,358</b>		<b>\$16,872</b>

Contribution(s) in Aid of Construction (Gross)	\$286,439
Less: Non Amortizable Contribution(s)	0
Fully Amortized Contribution(s)	0
Amortizable Contribution(s)	\$286,439
Times: Proposed Amortization Rate	2.31%
<b>Amortization of CIAC</b>	<b>\$6,612</b>

Less: Amortization of CIAC

**DEPRECIATION EXPENSE**

**Instructions:** Fill out the Grey Cells with the relevant information. Input 0 or none if there is nothing recorded in that account or there is no applicable information to report.

Spanish Trail Water Company  
Annual Report  
Balance Sheet Assets  
12/31/18

Balance Sheet Assets				
	Assets		Balance at Beginning of Year (2018)	Balance at End of Year (2018)
Account No.	<b>Current and Accrued Assets</b>			
131	Cash		\$101,963	\$1,431
134	Working Funds		0	0
135	Temporary Cash Investments		0	0
141	Customer Accounts Receivable		6,707	6,686
146	Notes Receivable from Associated Companies		0	0
151	Plant Material and Supplies		0	0
162	Prepayments		0	21,917
174	Miscellaneous Current and Accrued Assets		0	0
	<b>Total Current and Accrued Assets</b>		<b>\$108,670</b>	<b>\$30,034</b>
Account No.	<b>Fixed Assets</b>			
101	Utility Plant in Service*		\$853,528	\$868,278
103	Property Held for Future Use		12,000	12,000
105	Construction Work in Progress		236,271	827,381
108	Accumulated Depreciation (enter as negative)*		(499,553)	(516,424)
121	Non-Utility Property		0	0
122	Accumulated Depreciation - Non Utility		0	0
	<b>Total Fixed Assets</b>		<b>\$602,246</b>	<b>\$1,191,235</b>
	<b>Total Assets</b>		<b>\$710,916</b>	<b>\$1,221,269</b>

**Instructions:** Fill out the Grey Cells with the relevant information. Input 0 or none if there is nothing recorded in that account or there is no applicable information to report.

\*Note these items feed automatically from AR3 UPIS Page 3

Spanish Trail Water Company  
Annual Report  
Balance Sheet Liabilities and Owners Equity

<b>Balance Sheet Liabilities and Owners Equity</b>				
	<b>Liabilities</b>		Balance at Beginning of Year (2018)	Balance at End of Year (2018)
<b>Account No.</b>	<b>Current Liabilities</b>			
231	Accounts Payable		\$72,000	\$120,613
232	Notes Payable (Current Portion)		0	0
234	Notes Payable to Associated Companies		0	0
235	Customer Deposits		20,405	26,569
236	Accrued Taxes		4,298	4,249
237	Accrued Interest		0	0
242	Miscellaneous Current and Accrued Liabilities		0	0
	<b>Total Current Liabilities</b>		<b>\$96,703</b>	<b>\$151,431</b>
	<b>Long Term Debt</b>			
224	Long Term Debt (Notes and Bonds)		\$0	\$0
	<b>Deferred Credits</b>			
251	Unamortized Premium on Debt		\$0	\$0
252	Advances in Aid of Construction		0	0
255	Accumulated Deferred Investment Tax Credits		0	0
271	Contributions in Aid of Construction		286,439	286,439
272	Less: Amortization of Contributions		(33,351)	(39,963)
281	Accumulated Deferred Income Tax		0	0
	<b>Total Deferred Credits</b>		<b>\$253,088</b>	<b>\$246,476</b>
	<b>Total Liabilites</b>		<b>\$349,791</b>	<b>\$397,907</b>
	<b>Capital Accounts</b>			
201	Common Stock Issued		\$1,000	\$1,000
211	Other Paid-In Capital		4,554,414	4,422,891
215	Retained Earnings		(4,194,289)	(3,600,529)
218	Proprietary Capital (Sole Props and Partnerships)		0	0
	<b>Total Capital</b>		<b>\$361,125</b>	<b>\$823,362</b>
	<b>Total Liabilities and Capital</b>		<b>\$710,916</b>	<b>\$1,221,269</b>

**Instructions:** Fill out the Grey Cells with the relevant information. Input 0 or none if there is nothing recorded in that account or there is no applicable information to report.

**Note:** Total liabilities and Capital must match total assets for the beginning and end of the year!

Spanish Trail Water Company  
Annual Report  
Water Comparative Income Statement  
12/31/18

<b>Water Comparative Income Statement</b>			
Account No.	Calendar Year	Current Year 01/01/2018 -	Last Year 01/01/2017 - 12/31/2017
	<b>Operating Revenue</b>		
461	Metered Water Revenue	\$166,000	\$189,782
460	Unmetered Water Revenue	0	0
462	Fire Protection Revenue	0	0
469	Guaranteed Revenues (Surcharges)	0	0
471	Miscellaneous Service Revenues	0	0
474	Other Water Revenue	34,644	0
	<b>Total Revenues</b>	<b>\$200,644</b>	<b>\$189,782</b>
	<b>Operating Expenses</b>		
601	Salaries and Wages	\$0	\$0
604	Employee Pensions and Benefits	0	0
610	Purchased Water	53,313	47,371
615	Purchased Power	22,148	21,547
618	Chemicals	0	0
620	Materials and Supplies	0	0
620.1	Repairs and Maintenance	54,616	6,908
620.2	Office Supplies and Expense	36	0
630	Contractual Services	0	0
631	Contractual Services -Engineering	0	0
632	Contractual Services - Accounting	20,000	18,000
633	Contractual Services - Legal	0	0
634	Contractual Services - Management Fees	12,000	12,000
635	Contractual Services - Water Testing	0	0
636	Contractual Services - Other	99,263	90,073
640	Rents	0	0
641	Rental of Building/Real Property	0	0
642	Rental of Equipment	0	0
650	Transportation Expenses	260	0
657	Insurance - General Liability	7,026	5,361
657.1	Insurance - Health and Life	0	0
665	Regulatory Commission Expense - Rate	0	0
670	Bad Debt Expense	0	0
675	Miscellaneous Expense	69,731	1,390
403	Depreciation Expense (From Schedule AR4)	10,260	9,977
408	Taxes Other Than Income	10,658	8,391
408.11	Property Taxes	7,575	7,534
409	Income Taxes	0	0
427.1	Customer Security Deposit Interest	0	0
	<b>Total Operating Expenses</b>	<b>\$366,886</b>	<b>\$228,551</b>
	<b>Operating Income / (Loss)</b>	<b>(\$166,242)</b>	<b>(\$38,769)</b>
	<b>Other Income / (Expense)</b>		
419	Interest and Dividend Income	\$0	\$0
421	Non-Utility Income	0	0
426	Miscellaneous Non-Utility (Expense)	0	0
427	Interest (Expense)	0	0
	<b>Total Other Income / (Expense)</b>	<b>\$0</b>	<b>\$0</b>
	<b>Net Income / (Loss)</b>	<b>(\$166,242)</b>	<b>(\$38,769)</b>

**Instructions:** Fill out the Grey Cells with the relevant information. Input 0 or none if there is nothing recorded in that account or there is no applicable information to report.

Spanish Trail Water Company  
 Annual Report  
 Supplemental Financial Data (Long-Term Debt)  
 12/31/18

Supplemental Financial Data (Long-Term Debt)				
	Loan #1	Loan #2	Loan #3	Loan #4
Date Issued	1/0/1900	1/0/1900	1/0/1900	1/0/1900
Source of Loan	0	0	0	0
ACC Decision No.	0	0	0	0
Reason for Loan	0	0	0	0
Dollar Amt. Issued	\$0	\$0	\$0	\$0
Amount Outstanding	\$0	\$0	\$0	\$0
Date of Maturity	1/0/1900	1/0/1900	1/0/1900	1/0/1900
Interest Rate	0.00%	0.00%	0.00%	0.00%
Current Year Interest	\$0	\$0	\$0	\$0
Current Year Principal	\$0	\$0	\$0	\$0

Meter Deposit Balance at Test Year End:	\$26,344
---	----------

Meter Deposits Refunded During the Test Year:	\$2,413
---	---------

*List all bonds, notes, loans, and other types of indebtedness in which the proceeds were used in the provision of public utility service. Indebtedness incurred for personal uses by the owner of the utility should not be listed. Input 0 or none if there is nothing to report for that cell.*



Well and Water Usage

Name of the System: SPANISH TRAIL WATER COMPANY									
ADEQ Public Water System Number: AZ0410127									
ADWR PCC Number: 91-000444.0000									
Well registry 55# (55-XXXXXX):	Pump Horsepower	Pump Yield (gpm)	Casing Depth (feet)	Casing Diameter (inches)	Pump Motor Type **	Year Drilled	Meter Size (inches)	How measured:	Active
55-622249	5	35	200	8	submersible	1982	2	Metered	Yes
55-622256	40	400	200	12	turbine	1982	4	Metered	Yes
55-536560	20	305	200	12	turbine	1982	6	Metered	Yes
0	0	0	0	0	0	0	0	Estimated	No
0	0	0	0	0	0	0	0	Estimated	No
0	0	0	0	0	0	0	0	Estimated	No
0	0	0	0	0	0	0	0	Estimated	No
0	0	0	0	0	0	0	0	Estimated	No
0	0	0	0	0	0	0	0	Estimated	No
0	0	0	0	0	0	0	0	Estimated	No
0	0	0	0	0	0	0	0	Estimated	No
0	0	0	0	0	0	0	0	Estimated	No
0	0	0	0	0	0	0	0	Estimated	No
0	0	0	0	0	0	0	0	Estimated	No
0	0	0	0	0	0	0	0	Estimated	No
0	0	0	0	0	0	0	0	Estimated	No
0	0	0	0	0	0	0	0	Estimated	No
0	0	0	0	0	0	0	0	Estimated	No
0	0	0	0	0	0	0	0	Estimated	No
0	0	0	0	0	0	0	0	Estimated	No

Name of system water delivered to:	SPANISH TRAIL WATER COMPANY
ADWR PCC Number:	91-000444.0000
Source of water delivered to another system	CAP

Name of system water received from:	SAGUARO WATER COMPANY
ADWR PCC Number:	91-000467.0000
Source of water received	Ground Water
Well registry 55# (55-XXXXXX):	56-000135.0000

Month	Water withdrawn (acre ft) <sup>1</sup>	Water sold (acre ft) <sup>2</sup>	Water delivered (sold) to other systems (acre ft) <sup>3</sup>	Water received (purchased) from other systems (acre ft) <sup>4</sup>	Estimated authorized use (acre ft) <sup>5</sup>	Purchased Power Expense <sup>6</sup>	Purchased Power (kWh) <sup>7</sup>
January	11	13	0	2	0	\$1,386	8,901
February	10	13	0	3	0	1,338	8,579
March	7	10	0	3	0	1,611	10,359
April	14	17	0	2	0	2,188	11,965
May	12	16	0	3	0	2,373	14,427
June	13	16	0	3	0	2,254	13,620
July	16	19	0	3	0	2,278	13,770
August	15	19	0	4	0	1,989	11,936
September	11	15	0	4	0	2,001	12,023
October	9	12	0	3	0	1,637	10,807
November	11	14	0	3	0	1,601	10,455
December	4	8	0	3	0	1,713	10,943
<b>Totals</b>	<b>134</b>	<b>171</b>	<b>0</b>	<b>37</b>	<b>0</b>	<b>\$22,369</b>	<b>137,785</b>

If applicable, in the space below please provide a description for all un-metered water use along with amounts:  
 No-Authorized use other than minimal line flushing

Instructions: Fill out the Grey Cells with the relevant information. Input 0 or none if there is nothing recorded in that account or there is no applicable information to report.

1 Water withdrawn - Total acre feet of water withdrawn from pumped sources.  
 2 Water sold - Total acre feet from customer meters, and other sales such as construction water.  
 3 Water delivered (sold) to other systems - Total acre feet of water delivered to other systems.  
 4 Water received (purchased) from other systems - Total acre feet of water purchased/received from other systems.  
 5 Estimated authorized use - Total estimated acre feet from authorized metered or unmetered use. Authorized uses such as flushing (mains, services and hydrants) draining/cleaning tanks, process, construction, fire fighting, etc. Non-authorized use (real losses) are service line breaks and leaks, water main breaks, meter inaccuracies and theft.  
 6 Enter the total purchased power costs for the power meters associated with this system.  
 7 Enter the total purchased kWh used by the power meters associated with this system.

**Water Utility Plant Description**

Name of the System:		SPANISH TRAIL WATER COMPANY	
ADEQ Public Water System Number:		AZ0410127	
ADWR PCC Number:		91-000444.0000	

MAINS		
Sizes (inches)	Material	Length (feet)
4.00	AC/PVC	12,910
6.00	AC/PVC	31,520
8.00	PVC	11,950
12.00	PVC C900	6,200
NA	NA	0
NA	NA	0
NA	NA	0
NA	NA	0
NA	NA	0
NA	NA	0
NA	NA	0
NA	NA	0
NA	NA	0
NA	NA	0

CUSTOMER METERS	
Size (inches)	Quantity
5/8 X 3/4	403
0.75	20
1	11
Turbine 2	3
NA	0
NA	0
NA	0
NA	0
NA	0
NA	0
NA	0
NA	0
NA	0
NA	0
NA	0
NA	0
NA	0
NA	0
NA	0
NA	0

SERVICE LINES	
Material	Percent of system
Galvanized steel	100%
NA	NA
NA	NA
NA	NA
NA	NA

BOOSTER PUMPS		
Horsepower	GPM	Quantity
25	300	2
7.5	50	2
0	0	0
0	0	0

FIRE HYDRANTS	
Type	Quantity
Standard *	27
Other	0

STORAGE TANKS		
Capacity (gallons)	Material	Quantity
10,000	Steel	2
0	0	0
0	0	0
0	0	0
0	0	0
0	0	0

PRESSURE/BLADDER TANKS		
Capacity (gallons)	Material	Quantity
1,000	Steel	1
2,000	Steel	1
3,000	Steel	1
0	0	0
0	0	0
0	0	0

**Instructions:** Fill out the Grey Cells with the relevant information. Input 0 or none if there is nothing recorded in that account or there is no applicable information to report. Copy and paste this sheet as many times as is necessary.

\* A standard fire hydrant has two 2.5 inch hose connection nozzles with 7.5 threads per inch, and one 4.5 inch pumper connection nozzle with 4 threads per inch.

**Water Utility Plant Description (Continued)**

**For the following three items, list the utility owned assets in each category for each system.**

<b>TREATMENT EQUIPMENT:</b>	Chlorinator
-----------------------------	-------------

<b>STRUCTURES:</b>	N/A
--------------------	-----

<b>OTHER:</b>	N/A
---------------	-----

**Instructions:** Fill out the Grey Cells with the relevant information. Input 0 or none if there is nothing recorded in that account or there is no applicable information to report. Copy and paste this sheet as many times as is necessary.

Customer and Other Information	
Name of the System:	SPANISH TRAIL WATER COMPANY
ADEQ Public Water System Number:	AZ0410127
ADWR PCC Number:	91-000444.0000

Month	Number of Customers				
	Single-Family	Multi-Family	Commercial	Turf/Irrigation	Other Non-Residential
January	415	1	4	4	0
February	413	1	4	4	0
March	415	1	4	4	0
April	418	1	4	4	0
May	419	1	4	4	0
June	425	1	4	4	0
July	425	1	4	4	0
August	425	1	4	4	0
September	422	1	4	4	0
October	427	1	4	4	0
November	426	1	4	4	0
December	428	1	4	4	0

If the system has fire hydrants, what is the fire flow requirements?  GPM for  hrs.

Does the system have chlorination treatment?

Does the Company have an ADWR Gallons Per Capita Per Day (GCPCPD) requirement?   
 If yes, provide the GCPCPD amount:

Is the Water Utility located in an ADWR Active Management Area (AMA)?   
 If yes, which AMA?

**Instructions:** Fill out the Grey Cells with the relevant information. Input 0 or none if there is nothing recorded in that account or there is no applicable information to report. Copy and paste this sheet as many times as is necessary.

Property Taxes	
Amount of actual property taxes paid during Calendar Year 2018 was	\$7,575

If no property taxes paid, explain why.  
N/A

**Instructions:** Fill out the Grey Cells with the relevant information. Input 0 or none if there is nothing recorded in that account or there is no applicable information to report.

Verification and Sworn Statement (Taxes)

RECEIVED  
UTILITIES DIVISION  
2019 MAR 29 A 11:07

Verification: State of Arizona I, the undersigned of the  
(state name)

County of (county name): Pima  
Name (owner or official) title: Mark Weinberg, President  
Company name: Spanish Trail Water Company

ARIZONA CORPORATION  
COMMISSION

DO SAY THAT THIS ANNUAL UTILITY PROPERTY TAX AND SALES TAX REPORT TO THE ARIZONA CORPORATION COMMISSION.

FOR THE YEAR ENDING: 12/31/18

HAS BEEN PREPARED UNDER MY DIRECTION, FROM THE ORIGINAL BOOKS, PAPERS AND RECORDS OF SAID UTILITY; THAT I HAVE CAREFULLY EXAMINED THE SAME, AND DECLARE THE SAME TO BE A COMPLETE AND CORRECT STATEMENT OF BUSINESS AND AFFAIRS OF SAID UTILITY FOR THE PERIOD COVERED BY THIS REPORT IN RESPECT TO EACH AND EVERY MATTER AND THING SET FORTH, TO THE BEST OF MY KNOWLEDGE, INFORMATION AND BELIEF.

Sworn Statement: I HEREBY ATTEST THAT ALL PROPERTY TAXES FOR SAID COMPANY ARE CURRENT AND PAID IN FULL.

I HEREBY ATTEST THAT ALL SALES TAXES FOR SAID COMPANY ARE CURRENT AND PAID IN FULL.

signature of owner/official

520-577-0200

telephone no.

SUBSCRIBED AND SWORN TO BEFORE ME A NOTARY PUBLIC  
IN AND FOR THE COUNTY

THIS

26th

DAY OF

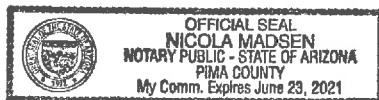
MARCH, 2019

(month) and (year)

MY COMMISSION EXPIRES

6/23/2021

(date)



Nicola Madsen  
(signature of notary public)

**Verification and Sworn Statement**

**Verification:**

State of Arizona I, the undersigned of the  
(state name)

County of (county name): Pima

Name (owner or official) title: Mark Weinberg, President

Company name: Spanish Trail Water Company

RECEIVED  
UTILITIES DIVISION  
2019 MAR 29 AM 11:07

DO SAY THAT THIS ANNUAL UTILITY PROPERTY TAX AND SALES TAX REPORT TO THE ARIZONA CORPORATION COMMISSION.

FOR THE YEAR ENDING: 12/31/18

HAS BEEN PREPARED UNDER MY DIRECTION, FROM THE ORIGINAL BOOKS, PAPERS AND RECORDS OF SAID UTILITY; THAT I HAVE CAREFULLY EXAMINED THE SAME, AND DECLARE THE SAME TO BE A COMPLETE AND CORRECT STATEMENT OF BUSINESS AND AFFAIRS OF SAID UTILITY FOR THE PERIOD COVERED BY THIS REPORT IN RESPECT TO EACH AND EVERY MATTER AND THING SET FORTH, TO THE BEST OF MY KNOWLEDGE, INFORMATION AND BELIEF.

**Sworn Statement:** IN ACCORDANCE WITH THE REQUIREMENTS OF TITLE 40, ARTICLE 8, SECTION 40-401, ARIZONA REVISED STATUTES, IT IS HEREIN REPORTED THAT THE GROSS OPERATING REVENUE OF SAID UTILITY DERIVED FROM ARIZONA INTRASTATE UTILITY OPERATIONS DURING THE CALENDAR YEAR WAS:

Arizona Intrastate Gross Operating Revenues Only (\$)

\$200,644

(The amount in the box above includes

\$10,658 in sales taxes  
billed or collected)

signature of owner/official

520-577-0200

telephone no.

SUBSCRIBED AND SWORN TO BEFORE ME A NOTARY PUBLIC  
IN AND FOR THE COUNTY

THIS

26th

DAY OF

PIMA

(county name)


March, 2019

(month) and (year)

MY COMMISSION EXPIRES

6/23/2021

(date)



Nicola Madsen  
(signature of notary public)



**Verification and Sworn Statement (Residential Revenue)**

**Verification:**

State of Arizona I, the undersigned of the  
(state name)

County of (county name): Pima  
Name (owner or official) title: Mark Weinberg, President  
Company name: Spanish Trail Water Company

RECEIVED  
UTILITIES DIVISION  
2019 MAR 29 A 11:07  
ARIZONA CORPORATION  
COMMISSION

DO SAY THAT THIS ANNUAL UTILITY PROPERTY TAX AND SALES TAX REPORT TO THE ARIZONA CORPORATION COMMISSION.

FOR THE YEAR ENDING: 12/31/18

HAS BEEN PREPARED UNDER MY DIRECTION, FROM THE ORIGINAL BOOKS, PAPERS AND RECORDS OF SAID UTILITY; THAT I HAVE CAREFULLY EXAMINED THE SAME, AND DECLARE THE SAME TO BE A COMPLETE AND CORRECT STATEMENT OF BUSINESS AND AFFAIRS OF SAID UTILITY FOR THE PERIOD COVERED BY THIS REPORT IN RESPECT TO EACH AND EVERY MATTER AND THING SET FORTH, TO THE BEST OF MY KNOWLEDGE, INFORMATION AND BELIEF.

**Sworn Statement:** IN ACCORDANCE WITH THE REQUIREMENTS OF TITLE 40, ARTICLE 8, SECTION 40-401, ARIZONA REVISED STATUTES, IT IS HEREIN REPORTED THAT THE GROSS OPERATING REVENUE OF SAID UTILITY DERIVED FROM ARIZONA INTRASTATE UTILITY OPERATIONS RECEIVED FROM RESIDENTIAL CUSTOMERS DURING THE CALENDAR YEAR WAS:

Arizona Intrastate Gross Operating Revenues Only (\$)

\$142,580

(The amount in the box above includes

\$10,088 in sales taxes  
billed or collected)

signature of owner/official

520-577-0200

telephone no.

SUBSCRIBED AND SWORN TO BEFORE ME A NOTARY PUBLIC  
IN AND FOR THE COUNTY

PIMA

(county name)

THIS

26th

DAY OF

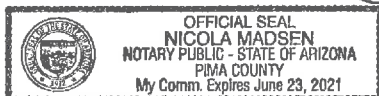
MARCH, 2019

(month) and (year)

MY COMMISSION EXPIRES

6/23/2021

(date)



(signature of notary public)