

ANNUAL REPORT

Of

Company Name:
PO Box 85160

Mailing Address: Tucson AZ
85754

Docket No.: W-02062A
For the Year Ended:

RECEIVED BY EMAIL
4/28/2021, 5:16 PM
ARIZONA CORPORATION COMMISSION
UTILITIES DIVISION

WATER UTILITY

To

Arizona Corporation Commission

Due on April 15th

Email: Util-Compliance@azcc.gov, mail or deliver the completed Annual Report to:
Arizona Corporation Commission
Compliance Section - Utilities Division
1200 West Washington Street
Phoenix, Arizona 85007

Application Type:
Application Date:

ARIZONA CORPORATION COMMISSION
WATER UTILITY ANNUAL REPORT
Southland Utilities Company, Inc.
A Class Utility

For the Calendar Year Ended:

Primary Address:
City: State: Zip Code:

Telephone Number:

Date of Original Organization of Utility:

Person to whom correspondence should be addressed concerning this report:

Name:
Telephone No. :
Address:
City: State: Zip Code:
Email:

Name:
Telephone No. :
Address:
City: State: Zip Code:
Email:

Name:
Telephone No. :
Address:
City: State: Zip Code:
Email:

Name:
Telephone No. :
Address:
City: State: Zip Code:
Email:

Name:
Telephone No. :
Address:
City: State: Zip Code:
Email:

Ownership:

Counties Served:

Important changes during the year
--

No	For those companies not subject to the affiliated interest rules, has there been a change in ownership or direct control during the year?
	If yes, please provide specific details in the box below.
	N/A

No	Has the company been notified by any other regulatory authorities during the year, that they are out of compliance?
	If yes, please provide specific details in the box below.
	N/A

Utility Plant in Service (Water)							
Account No.	Description	Beginning Year Original Cost	Current Year Additions	Current Year Retirements	Adjusted Original Cost	Accumulated Depreciation	OCLD (OC less AD)
301	Organization	\$0			\$0	\$0	\$0
302	Franchises				0		0
303	Land and Land Rights	1,070			1,070		1,070
304	Structures and Improvements	50,415			50,415	19,047	31,368
305	Collecting & Improving Reservoirs				0		0
306	Lake, River, Canal Intakes				0		0
307	Wells and Springs	49,524			49,524	33,693	15,831
308	Infiltration Galleries				0		0
309	Supply Mains				0		0
310	Power Generation Equipment				0		0
311	Pumping Equipment	466,186	25,905		492,091	395,533	96,558
320	Water Treatment Equipment				0		0
320.1	Water Treatment Plants	6,560			6,560	1,420	5,140
320.2	Solution Chemical Feeders	4,732			4,732	4,732	0
320.3	Point-of-Use Treatment Devices				0		0
330	Distribution Reservoirs and Standpipes				0		0
330.1	Storage Tanks	653,678			653,678	201,709	451,969
330.2	Pressure Tanks				0		0
331	Transmission and Distribution Mains	252,719			252,719	214,892	37,827
333	Services	42,406	2,116		44,522	41,379	3,143
334	Meters and Meter Installations	128,999	8,456		137,455	82,418	55,037
335	Hydrants	153,743			153,743	19,987	133,756
336	Backflow Prevention Devices				0		0
339	Other Plant and Misc. Equipment				0		0
340	Office Furniture and Equipment				0	(403)	403
340.1	Computer & Software				0		0
341	Transportation Equipment				0		0
342	Stores Equipment				0		0
343	Tools, Shop and Garage Equipment				0		0
344	Laboratory Equipment				0		0
345	Power Operated Equipment				0		0
346	Communication Equipment	9,972			9,972	5,401	4,571
347	Miscellaneous Equipment	9,683			9,683	6,941	2,742
348	Other Tangible Plant				0		0
	Totals	\$1,829,687	\$36,477	\$0	\$1,866,164	\$1,026,749	\$839,415

Southland Utilities Company, Inc.
Annual Report
Depreciation Expense for the Current Year (Water)
12/31/20

Depreciation Expense for the Current Year (Water)									
Account No.	Description	Beginning Year Original Cost	Current Year Additions	Current Year Retirements	Adjusted Original Cost	Fully Depreciated/Non-depreciable Plant	Depreciable Plant	Depreciation Percentages	Depreciation Expense
301	Organization	\$0	\$0	\$0	\$0	\$0	\$0		\$0
302	Franchises	0	0	0	0	0	0		0
303	Land and Land Rights	1,070	0	0	1,070	1,070	0		0
304	Structures and Improvements	50,415	0	0	50,415		50,415	3.33%	1,679
305	Collecting & Improving Reservoirs	0	0	0	0	0	0		0
306	Lake, River, Canal Intakes	0	0	0	0	0	0		0
307	Wells and Springs	49,524	0	0	49,524	30,144	19,380	3.33%	645
308	Infiltration Galleries	0	0	0	0	0	0		0
309	Supply Mains	0	0	0	0	0	0		0
310	Power Generation Equipment	0	0	0	0	0	0		0
311	Pumping Equipment	466,186	25,905	0	492,091	136,209	355,882	12.50%	43,416
320	Water Treatment Equipment	0	0	0	0	0	0		0
320.1	Water Treatment Plants	6,560	0	0	6,560	6,560	6,560	3.33%	218
320.2	Solution Chemical Feeders	4,732	0	0	4,732	4,732	0	20.00%	0
320.3	Point-of-Use Treatment Devices	0	0	0	0	0	0		0
330	Distribution Reservoirs and Standpipes	0	0	0	0	0	0		0
330.1	Storage Tanks	653,678	0	0	653,678	653,678	653,678	2.22%	14,512
330.2	Pressure Tanks	0	0	0	0	0	0	5.00%	0
331	Transmission and Distribution Mains	252,719	0	0	252,719	209,091	43,628	2.00%	873
333	Services	42,406	2,116	0	44,522	41,070	3,452	3.33%	80
334	Meters and Meter Installations	128,999	8,456	0	137,455	64,853	72,602	8.33%	5,696
335	Hydrants	153,743	0	0	153,743	153,743	153,743	2.00%	3,075
336	Backflow Prevention Devices	0	0	0	0	0	0		0
339	Other Plant and Misc. Equipment	0	0	0	0	0	0		0
340	Office Furniture and Equipment	0	0	0	0	0	0	6.67%	112
340.1	Computer & Software	0	0	0	0	0	0		0
341	Transportation Equipment	0	0	0	0	0	0		0
342	Stores Equipment	0	0	0	0	0	0		0
343	Tools, Shop and Garage Equipment	0	0	0	0	0	0		0
344	Laboratory Equipment	0	0	0	0	0	0		0
345	Power Operated Equipment	0	0	0	0	0	0		0
346	Communication Equipment	9,972	0	0	9,972	9,972	9,972	10.00%	997
347	Miscellaneous Equipment	9,683	0	0	9,683	1,850	7,833	10.00%	875
348	Other Tangible Plant	0	0	0	0	0	0		0
	Subtotal	\$1,829,687	\$36,477	\$0	\$1,866,164	\$489,019	\$1,377,145		\$72,178

Contribution(s) in Aid of Construction (Gross)	\$87,956
Less: Non Amortizable Contribution(s)	74,688
Fully Amortized Contribution(s)	0
Amortizable Contribution(s)	\$13,268
Times: Proposed Amortization Rate	2.00%
Amortization of CIAC	\$265

Less: Amortization of CIAC \$265

DEPRECIATION EXPENSE **\$71,912**

Southland Utilities Company, Inc.
Annual Report
Balance Sheet Assets
12/31/20

Balance Sheet Assets				
	Assets		Balance at Beginning of Year (2020)	Balance at End of Year (2020)
Account No.	Current and Accrued Assets			
131	Cash		\$239,061	\$244,843
134	Working Funds			
135	Temporary Cash Investments			
141	Customer Accounts Receivable		18,575	20,449
146	Notes Receivable from Associated Companies			
151	Plant Material and Supplies			
162	Prepayments			26,699
174	Miscellaneous Current and Accrued Assets		109,668	93,880
	Total Current and Accrued Assets		\$367,304	\$385,871
Account No.	Fixed Assets			
101	Utility Plant in Service*		\$1,829,687	\$1,866,164
103	Property Held for Future Use			
105	Construction Work in Progress			
108	Accumulated Depreciation (enter as negative)*		(954,571)	(1,026,749)
121	Non-Utility Property			
122	Accumulated Depreciation - Non Utility			
	Total Fixed Assets		\$875,116	\$839,415
	Total Assets		\$1,242,420	\$1,225,286

*Note these items feed automatically from AR3 UPIS Page 4

Southland Utilities Company, Inc.
Annual Report
Balance Sheet Liabilities and Owners Equity

Balance Sheet Liabilities and Owners Equity				
	Liabilities		Balance at Beginning of Year (2020)	Balance at End of Year (2020)
Account No.	Current Liabilities			
231	Accounts Payable		\$5,380	\$10,305
232	Notes Payable (Current Portion)			
234	Notes Payable to Associated Companies			
235	Customer Deposits		17,304	18,546
236	Accrued Taxes		1,857	1,736
237	Accrued Interest			
242	Miscellaneous Current and Accrued Liabilities		7,597	
	Total Current Liabilities		\$32,138	\$30,587
	Long Term Debt			
224	Long Term Debt (Notes and Bonds)		\$749,462	\$704,067
	Deferred Credits			
251	Unamortized Premium on Debt		\$0	\$0
252	Advances in Aid of Construction		8,323	9,833
255	Accumulated Deferred Investment Tax Credits			
271	Contributions in Aid of Construction		87,956	87,956
272	Less: Amortization of Contributions		(82,513)	(82,778)
281	Accumulated Deferred Income Tax			7,597
	Total Deferred Credits		\$13,766	\$22,608
	Total Liabilities		\$795,366	\$757,262
	Capital Accounts			
201	Common Stock Issued		\$6,000	\$6,000
211	Other Paid-In Capital		186,492	186,492
215	Retained Earnings		254,562	275,532
218	Proprietary Capital (Sole Props and Partnerships)			
	Total Capital		\$447,054	\$468,024
	Total Liabilities and Capital		\$1,242,420	\$1,225,286

Note: Total liabilities and Capital must match total assets for the beginning and end of the year!

Southland Utilities Company, Inc.
Annual Report
Water Comparative Income Statement
12/31/20

Water Comparative Income Statement			
Account No.	Calendar Year	Current Year 01/01/2020 - 12/31/2020	Last Year 01/01/2019 - 12/31/2019
	Operating Revenue		
461	Metered Water Revenue	\$364,562	\$352,038
460	Unmetered Water Revenue		
462	Fire Protection Revenue		
469	Guaranteed Revenues (Surcharges)		
471	Miscellaneous Service Revenues		
474	Other Water Revenue	8,930	10,434
	Total Revenues	\$373,492	\$362,472
	Operating Expenses		
601	Salaries and Wages	\$0	\$0
604	Employee Pensions and Benefits		
610	Purchased Water	328	2,900
615	Purchased Power	26,826	30,095
618	Chemicals	1,623	777
620	Materials and Supplies		
620.1	Repairs and Maintenance	1,817	4,567
620.2	Office Supplies and Expense	8,884	3,558
630	Contractual Services	1,565	
631	Contractual Services - Engineering		
632	Contractual Services - Accounting	8,046	5,215
633	Contractual Services - Legal	1,952	171
634	Contractual Services - Management Fees	137,779	124,521
635	Contractual Services - Water Testing	2,106	2,692
636	Contractual Services - Other	65	143
640	Rents	1,051	1,051
641	Rental of Building/Real Property		
642	Rental of Equipment		
650	Transportation Expenses	2,684	3,751
657	Insurance - General Liability	2,127	2,127
657.1	Insurance - Health and Life		
665	Regulatory Commission Expense - Rate		
670	Bad Debt Expense		140
675	Miscellaneous Expense	1,408	1,572
403	Depreciation Expense (From Schedule AR4)	71,912	74,492
408	Taxes Other Than Income		
408.11	Property Taxes	4,909	21,480
409	Income Taxes		466
427.1	Customer Security Deposit Interest	396	416
	Total Operating Expenses	\$275,478	\$280,134
	Operating Income / (Loss)	\$98,014	\$82,338
	Other Income / (Expense)		
419	Interest and Dividend Income	\$3,329	\$916
421	Non-Utility Income	251	218
426	Miscellaneous Non-Utility (Expense)		(4,278)
427	Interest (Expense)	(30,623)	(32,474)
	Total Other Income / (Expense)	(\$27,043)	(\$35,618)
	Net Income / (Loss)	\$70,971	\$46,720

Southland Utilities Company, Inc.
 Annual Report
 Full time equivalent employees
 12/31/20

Full time equivalent employees

	Direct Company	Allocated	Outside service	Total
President				0.0
Vice-president				0.0
Manager				0.0
Engineering Staff				0.0
System Operator(s)			difficult to	0.0
Meter reader			determine	0.0
Customer Service				0.0
Accounting				0.0
Business Office				0.0
Rates Department				0.0
Administrative Staff				0.0
Other				0.0
Total	0.0	0.0	0.0	0.0

Southland Utilities Company, Inc.
 Annual Report
 Supplemental Financial Data (Long-Term Debt)
 12/31/20

Supplemental Financial Data (Long-Term Debt)				
	Loan #1	Loan #2	Loan #3	Loan #4
Date Issued	9/28/2012			
Source of Loan	WIFA			
ACC Decision No.	72429			
Reason for Loan	Mains/Storage			
Dollar Amt. Issued	\$1,014,193			
Amount Outstanding	\$704,067			
Date of Maturity	9/1/2032			
Interest Rate	4.20%			
Current Year Interest	\$30,623			
Current Year Principal	\$45,395			

Meter Deposit Balance at Test Year End:	\$4,934
---	---------

Meter Deposits Refunded During the Test Year:	\$1,433
---	---------

List all bonds, notes, loans, and other types of indebtedness in which the proceeds were used in the provision of public utility service. Indebtedness incurred for personal uses by the owner of the utility should not be listed. Input 0 or none if there is nothing to report for that cell.

Well and Water Usage											
Name of the System:		SOUTHLAND UTL-GOLDEN ACR									
ADEQ Public Water System Number:		AZ0402029									
ADWR PCC Number:		91-000047.0000									
Well registry 55# (55-XXXXXX):	Pump Horsepower	Pump Yield (gpm)	Casing Depth (feet)	Casing Diameter (inches)	Pump Motor Type **	Year Drilled	Water level 2010	Water level 2020	Meter Size (inches)	How measured:	Active
55-626149 Site 1	40	150	600	12	Submersible	1967	430	420	4	Metered	Yes
55-626150 Site 2	30	170	600	14-12-10	Submersible	1968	390	400	6	Metered	Yes

Name of system water delivered to: _____

ADWR PCC Number: _____ N/A

Source of water delivered to another system _____

Name of system water received from: _____

ADWR PCC Number: _____ N/A

Source of water received _____

Well registry 55# (55-XXXXXX): _____

Month	Water withdrawn (gallons) ¹	Water sold (gallons) ²	Water delivered (sold) to other systems (gallons) ³	Water received (purchased) from other systems (gallons) ⁴	Estimated authorized use (gallons) ⁵	Purchased Power Expense ⁶	Purchased Power (kWh) ⁷
January	2,225,300.00	2,041,990.00	0.00	0.00	0.00	\$2,030	14,446
February	1,871,700.00	1,677,916.00	0.00	0.00	0.00	1,923	13,578
March	2,294,000.00	2,191,369.00	0.00	0.00	0.00	1,766	13,514
April	2,248,000.00	2,231,736.00	0.00	0.00	0.00	2,249	14,520
May	3,141,000.00	2,816,134.00	0.00	0.00	0.00	2,534	17,617
June	3,431,200.00	3,331,280.00	0.00	0.00	0.00	2,558	18,767
July	4,013,900.00	3,984,640.00	0.00	0.00	0.00	2,665	20,112
August	3,648,900.00	3,635,490.00	0.00	0.00	0.00	2,482	17,914
September	3,394,500.00	3,386,690.00	0.00	0.00	0.00	2,605	18,402
October	3,040,938.00	3,040,938.00	0.00	0.00	0.00	2,395	16,974
November	3,135,982.00	3,135,982.00	0.00	0.00	0.00	1,900	16,291
December	2,234,661.00	2,234,661.00	0.00	0.00	0.00	1,719	13,296
Totals	34,680,081.00	33,708,826.00	0.00	0.00	0.00	\$26,826	195,431

If applicable, in the space below please provide a description for all un-metered water use along with amounts:

1 Water withdrawn - Total gallons of water withdrawn from pumped sources.
 2 Water sold - Total gallons from customer meters, and other sales such as construction water.
 3 Water delivered (sold) to other systems - Total gallons of water delivered to other systems.
 4 Water received (purchased) from other systems - Total gallons of water purchased/received from other systems.
 5 Estimated authorized use - Total estimated gallons from authorized metered or unmetered use. Authorized uses such as flushing (mains, services and hydrants) draining/cleaning tanks, process, construction, fire fighting, etc. Non-authorized use (real losses) are service line breaks and leaks, water main breaks, meter inaccuracies and theft.
 6 Enter the total purchased power costs for the power meters associated with this system.
 7 Enter the total purchased kWh used by the power meters associated with this system.

Water Utility Plant Description	
Name of the System:	SOUTHLAND UTL-GOLDEN ACR
ADEQ Public Water System Number:	AZ0402029
ADWR PCC Number:	91-000047.0000

MAINS		
Sizes (inches)	Material	Length (feet)
2.00	Stainless Steel	1,000
4.00	AC/PVC	18,122
4.00	PVC	526
6.00	PVC	2,711
6.00	AC/PVC	28,260

CUSTOMER METERS			
Size (inches)	Quantity	Percent over 1,000,000 gallons	Percent over 10 years old
5/8 X 3/4	666	2%	39%
0.75	2	50%	50%
2	2	100%	50%
3	1	100%	100%

SERVICE LINES		
Material	Percent of system	Year installed
Galvanized steel	80%	1970s
PVC	10%	
Black poly	10%	

BOOSTER PUMPS		
Horsepower	GPM	Quantity
5	100	1
10	200	1
20	400	3
30	600	3

FIRE HYDRANTS	
Type	Quantity
Standard *	46
Other	0

STORAGE TANKS			
Capacity (gallons)	Material	Quantity	Year installed
62,000	Steel	1	1970s
165,000	Steel	2	2009

PRESSURE/BLADDER TANKS			
Capacity (gallons)	Material	Quantity	Year installed
90	Steel/Rubber	2	2009
5,000	Steel	1	1970s
125	Steel/Rubber	1	1970s

* A standard fire hydrant has two 2.5 inch hose connection nozzles with 7.5 threads per inch, and one 4.5 inch pumper connection nozzle with 4 threads per inch.

Water Utility Plant Description (Continued)
--

For the following three items, list the utility owned assets in each category for each system.

TREATMENT EQUIPMENT:	2 chlorinators
STRUCTURES:	554 feet of 6-foot tall chain link fence, 10 x 12 foot brick storage structure, 16 x 20 foot booster building
OTHER:	back-up generator

Provide a calculation used to determine the value of one water equivalent residential connection (ERC).

Use one of the following methods:

- (a) If actual flow data are available from the preceding 12 months, divide the total annual single family residence (SFR) gallons sold by the average number of single family residence customers for the same period and divide the result by 365
- (b) If no historical flow data are available, use:
 $ERC = (\text{Total SFR gallons sold (Omit 000)} / 365 \text{ days} / 350 \text{ gallons per day})$

ERC	145
Method used:	(a)

Customer and Other Information	
Name of the System:	SOUTHLAND UTL-GOLDEN ACR
ADEQ Public Water System Number:	AZ0402029
ADWR PCC Number:	91-000047.0000

Month	Number of Customers				
	Single-Family	Multi-Family	Commercial	Turf/Irrigation	Other Non-Residential
January	571	0	36	0	0
February	571	0	36	0	0
March	573	0	35	0	0
April	582	0	36	0	0
May	586	0	37	0	0
June	587	0	37	0	0
July	588	0	37	0	0
August	589	0	38	0	0
September	594	0	38	0	0
October	593	0	38	0	0
November	596	0	38	0	0
December	596	0	37	0	0

If the system has fire hydrants, what is the fire flow requirements? GPM for hrs.

Does the system have chlorination treatment?

Does the Company have an ADWR Gallons Per Capita Per Day (GPCPD) requirement?
 If yes, provide the GPCPD amount:

Is the Water Utility located in an ADWR Active Management Area (AMA)?
 If yes, which AMA?

What is the present system connection capacity (in ERCs *) using existing lines?

What is the future system connection capacity (in ERCs *) upon service area buildout?

Describe any plans and estimated completion dates for any enlargements or improvements of this system.

* an ERC is based on the calculation on the bottom of AR9 page 12.

Southland Utilities Company, Inc.
 Annual Report
 Utility Shutoffs / Disconnects
 12/31/20

Utility Shutoffs / Disconnects	
Name of the System:	SOUTHLAND UTL-GOLDEN ACR
ADEQ Public Water System Number:	AZ0402029
ADWR PCC Number:	91-000047.0000

Month	Termination without Notice R14-2-410.B	Termination with Notice R14-2-410.C	Other
January	0	6	0
February	0	0	0
March	0	0	0
April	0	0	0
May	0	0	0
June	0	0	0
July	0	0	0
August	0	0	0
September	0	0	0
October	0	0	0
November	0	0	0
December	0	0	0
Total	0	6	0

Other (description):

N/A

Instructions: Fill out the Grey Cells with the relevent information. Input 0 or none if there is nothing recorded in that account or there is no applicable information to report.

Property Taxes

Amount of actual property taxes paid during Calendar Year 2020 was

\$14,264

If no property taxes paid, explain why.

NA

Instructions: Fill out the Grey Cells with the relevant information. Input 0 or none if there is nothing recorded in that account or there is no applicable information to report.

Verification and Sworn Statement (Taxes)

Verification: State of Arizona I, the undersigned of the
(state name)

County of (county name): Pima
Name (owner or official) title: Dorinda Chacon, Manager
Company name: Southland Utilities Company, Inc.

DO SAY THAT THIS ANNUAL UTILITY PROPERTY TAX AND SALES TAX REPORT TO THE ARIZONA CORPORATION COMMISSION.

FOR THE YEAR ENDING: 12/31/20

HAS BEEN PREPARED UNDER MY DIRECTION, FROM THE ORIGINAL BOOKS, PAPERS AND RECORDS OF SAID UTILITY; THAT I HAVE CAREFULLY EXAMINED THE SAME, AND DECLARE THE SAME TO BE A COMPLETE AND CORRECT STATEMENT OF BUSINESS AND AFFAIRS OF SAID UTILITY FOR THE PERIOD COVERED BY THIS REPORT IN RESPECT TO EACH AND EVERY MATTER AND THING SET FORTH, TO THE BEST OF MY KNOWLEDGE, INFORMATION AND BELIEF.

Sworn Statement: I HEREBY ATTEST THAT ALL PROPERTY TAXES FOR SAID COMPANY ARE CURRENT AND PAID IN FULL.

I HEREBY ATTEST THAT ALL SALES TAXES FOR SAID COMPANY ARE CURRENT AND PAID IN FULL.

Dorinda Chacon
signature of owner/official

(520) 623-5172
telephone no.

SUBSCRIBED AND SWORN TO BEFORE ME A NOTARY PUBLIC
IN AND FOR THE COUNTY

THIS


27th

DAY OF

Pima
(county name)
April 2021
(month) and (year)

MY COMMISSION EXPIRES

9/01/2023
(date)



Patrice A. Bayers
(signature of notary public)

Verification and Sworn Statement

Verification:

State of Arizona I, the undersigned of the
(state name)
County of (county name): Pima
Name (owner or official) title: Dorinda Chacon, Manager
Company name: Southland Utilities Company, Inc.

DO SAY THAT THIS ANNUAL UTILITY PROPERTY TAX AND SALES TAX REPORT TO THE ARIZONA CORPORATION COMMISSION.

FOR THE YEAR ENDING: 12/31/20

HAS BEEN PREPARED UNDER MY DIRECTION, FROM THE ORIGINAL BOOKS, PAPERS AND RECORDS OF SAID UTILITY; THAT I HAVE CAREFULLY EXAMINED THE SAME, AND DECLARE THE SAME TO BE A COMPLETE AND CORRECT STATEMENT OF BUSINESS AND AFFAIRS OF SAID UTILITY FOR THE PERIOD COVERED BY THIS REPORT IN RESPECT TO EACH AND EVERY MATTER AND THING SET FORTH, TO THE BEST OF MY KNOWLEDGE, INFORMATION AND BELIEF.

Sworn Statement: IN ACCORDANCE WITH THE REQUIREMENTS OF TITLE 40, ARTICLE 8, SECTION 40-401, ARIZONA REVISED STATUTES, IT IS HEREIN REPORTED THAT THE GROSS OPERATING REVENUE OF SAID UTILITY DERIVED FROM ARIZONA INTRASTATE UTILITY OPERATIONS DURING THE CALENDAR YEAR WAS:

Arizona Intrastate Gross Operating Revenues Only (\$)
\$396,705
(The amount in the box above includes
\$23,213 in sales taxes
billed or collected)


Dorinda Chacon
signature of owner/official

(520) 623-5172
telephone no.

SUBSCRIBED AND SWORN TO BEFORE ME A NOTARY PUBLIC
IN AND FOR THE COUNTY

THIS 27th DAY OF Pima
(county name)
April 2021
(month) and (year)

MY COMMISSION EXPIRES 9/01/2023
(date)



Patrice A. Bayers
(signature of notary public)

Verification and Sworn Statement (Residential Revenue)

Verification:

State of Arizona I, the undersigned of the
(state name)

County of (county name): Pima
Name (owner or official) title: Dorinda Chacon, Manager
Company name: Southland Utilities Company, Inc.

DO SAY THAT THIS ANNUAL UTILITY PROPERTY TAX AND SALES TAX REPORT TO THE ARIZONA CORPORATION COMMISSION.

FOR THE YEAR ENDING: 12/31/20

HAS BEEN PREPARED UNDER MY DIRECTION, FROM THE ORIGINAL BOOKS, PAPERS AND RECORDS OF SAID UTILITY; THAT I HAVE CAREFULLY EXAMINED THE SAME, AND DECLARE THE SAME TO BE A COMPLETE AND CORRECT STATEMENT OF BUSINESS AND AFFAIRS OF SAID UTILITY FOR THE PERIOD COVERED BY THIS REPORT IN RESPECT TO EACH AND EVERY MATTER AND THING SET FORTH, TO THE BEST OF MY KNOWLEDGE, INFORMATION AND BELIEF.

Sworn Statement: IN ACCORDANCE WITH THE REQUIREMENTS OF TITLE 40, ARTICLE 8, SECTION 40-401, ARIZONA REVISED STATUTES, IT IS HEREIN REPORTED THAT THE GROSS OPERATING REVENUE OF SAID UTILITY DERIVED FROM ARIZONA INTRASTATE UTILITY OPERATIONS RECEIVED FROM RESIDENTIAL CUSTOMERS DURING THE CALENDAR YEAR WAS:

Arizona Intrastate Gross Operating Revenues Only (\$)

\$350,650

(The amount in the box above includes

\$19,384 in sales taxes
billed or collected)

Dorinda Chacon
signature of owner/official

(520) 623-5172
telephone no.

SUBSCRIBED AND SWORN TO BEFORE ME A NOTARY PUBLIC
IN AND FOR THE COUNTY

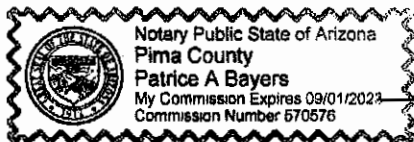
Pima
(county name)

THIS 27th

DAY OF April 2021
(month) and (year)

MY COMMISSION EXPIRES

9/01/2023
(date)



Patrice A. Bayers
(signature of notary public)